

# Fund Facts Booklet

## Preferred series 2

Canada Life segregated funds policy  
Originally with London Life

Fund performance as of December 31, 2023

**Digital copy available at  
[Canadalife.com/informationfolders](https://canadalife.com/informationfolders)**

The Canada Life Assurance Company is the sole issuer of the individual variable annuity policy described in the information folder.

This fund facts booklet forms part of the information folder. Both the information folder and fund facts booklet must be received.

**Any part of your contribution allocated to a segregated fund is invested at the risk of the policyowner and may increase or decrease in value.**

# Fund Facts

This fund facts booklet, which forms part of the Canada Life Segregated Fund Policies information folder, contains individual fund facts for the segregated funds available under the individual variable annuity policy. You can choose to invest in one or more of the funds available in this booklet.

The individual *fund facts* describe the key features of each segregated fund including its risk level, past performance, suitability, guarantees, and what fees and charges may apply.

The individual *fund facts* is not complete without the following description of *What if I change my mind?* and *For more information*.

## What if I change my mind?

You can change your mind and cancel the segregated fund policy, the initial pre-authorized chequing premium or any lump-sum premium you apply to the policy by telling us in writing within two business days of the earlier of the date you received confirmation of the transaction or five business days after it was mailed to you.

Your cancellation request has to be in writing, which can include email, fax or letter. The amount returned will be the lesser of the amount of the premium being cancelled or the value of the applicable units acquired on the day we process your request. The amount returned only applies to the specific transaction and will include a refund of any sales charges or other fees you paid.

## For more information

The *Fund Facts* may not contain all the information you need. Please read the contract and the information folder or you may contact us at:

The Canada Life Assurance Company  
255 Dufferin Ave  
London, ON N6A 4K1

Web: [canadalife.com](http://canadalife.com)

Email : On our website please go to the "[Contact Us](#)" section.

Phone: 1-888-252-1847

# Table of contents

<b>Fund Facts</b> .....	<b>1</b>
<b>Fee and expenses</b> .....	<b>5</b>
<b>Asset Allocation Funds</b> .....	<b>6</b>
Conservative Profile .....	6
Moderate Profile .....	8
Balanced Profile .....	10
Advanced Profile .....	12
Aggressive Profile .....	14
<b>Lifecycle profile funds</b> .....	<b>16</b>
Income Profile .....	16
2010 Profile .....	18
2015 Profile .....	20
2020 Profile .....	22
2025 Profile .....	24
2030 Profile .....	26
2035 Profile .....	28
2040 Profile .....	30
2045 Profile .....	32
2050 Profile .....	34
<b>Managed fund solutions</b> .....	<b>36</b>
Core Conservative Growth .....	36
Franklin Templeton Moderate Income .....	38
Mackenzie Moderate Income .....	40
Fidelity Moderate Income .....	42
Core Moderate .....	44
Franklin Templeton Moderate Growth .....	46
Mackenzie Moderate Growth .....	48
Fidelity Moderate Growth .....	50
Core Moderate Growth Plus .....	52
Franklin Templeton Balanced Income .....	54
Mackenzie Balanced Income .....	56
Fidelity Balanced Income .....	58
Core Balanced .....	60
Mackenzie Balanced .....	62
Core Balanced Growth Plus .....	64
<b>Cash and cash equivalent funds</b> .....	<b>66</b>
Money Market .....	66
<b>Fixed-Income funds</b> .....	<b>68</b>
Diversified Fixed Income Profile .....	68
Canadian Core Bond .....	70
Canadian Core Plus Bond .....	72
Mortgage .....	74

Government Bond . . . . .	76
Short-Term Bond . . . . .	78
Long Term Bond . . . . .	80
Real Return Bond . . . . .	82
Canadian Corporate Bond . . . . .	84
Floating Rate Income . . . . .	86
North American High Yield Fixed Income . . . . .	88
Unconstrained Fixed Income . . . . .	90
<b>Balanced funds . . . . .</b>	<b>92</b>
Canadian Fixed Income Balanced . . . . .	92
North American Balanced . . . . .	94
Canadian Growth Balanced . . . . .	96
Strategic Income . . . . .	98
Canadian Stock Balanced . . . . .	100
Canadian Value Balanced . . . . .	102
Fidelity Tactical Asset Allocation Income . . . . .	104
Global Strategic Income . . . . .	106
Global Balanced . . . . .	108
<b>Canadian equity funds . . . . .</b>	<b>110</b>
Canadian Equity Profile . . . . .	110
Equity Profile . . . . .	112
Canadian Low Volatility . . . . .	114
Canadian Value Equity . . . . .	116
Canadian Growth . . . . .	118
Canadian SRI Equity . . . . .	120
Canadian Equity . . . . .	122
Canadian Focused Growth . . . . .	124
Canadian Fundamental Equity . . . . .	126
Canadian Focused Stock . . . . .	128
Canadian Focused Value . . . . .	130
Canadian Focused Dividend . . . . .	132
Canadian Dividend . . . . .	134
Canadian Small-Mid Cap . . . . .	136
Canadian Small Cap Growth . . . . .	138
<b>Canadian specialty and alternative funds . . . . .</b>	<b>140</b>
Real Estate . . . . .	140
Precious Metals . . . . .	142
<b>North American funds . . . . .</b>	<b>144</b>
Global Small-Mid Cap Growth . . . . .	144
Science and Technology . . . . .	146
<b>Foreign equity funds . . . . .</b>	<b>148</b>
Global Equity Profile . . . . .	148
Global Low Volatility . . . . .	150
Foreign Equity . . . . .	152
Global Stock . . . . .	154

Global Growth Opportunities . . . . .	156
Global All Cap Equity . . . . .	158
Global Dividend . . . . .	160
U.S. Low Volatility . . . . .	162
U.S. Growth . . . . .	164
U.S. All Cap Growth . . . . .	166
American Growth . . . . .	168
American Value . . . . .	170
U.S. Value Stock . . . . .	172
U.S. Dividend . . . . .	174
U.S. Mid Cap Growth . . . . .	176
International Equity . . . . .	178
International Stock . . . . .	180
<b>Foreign specialty and alternative funds . . . . .</b>	<b>182</b>
Global Infrastructure . . . . .	182
European Equity . . . . .	184
Far East Equity . . . . .	186
Emerging Markets . . . . .	188
Global Resources. . . . .	190

# Fees and expenses

What you have to pay depends on the guarantee level you decide on – 75/75 guarantee, 75/100 guarantee or 100/100 guarantee – the segregated fund you hold, the market value of your total holdings and the amount of the advisory and management service (AMS) fee.

If you select a reset option additional fees apply.

These fees will be charged by redeeming units from each segregated fund.

## Investment management fee

For each segregated fund you hold in your policy you will pay an investment management fee plus applicable taxes. The investment management fee varies depending on the guarantee level, segregated fund chosen and the market value of your total holdings.

The investment management fee bands will be set out in the preferred series 2 fee agreement.

## Operating expense fee

For each segregated fund you hold in your policy you are responsible for paying all respective operating expenses related to preferred series 2 plus applicable taxes. The current annualized operating expense fee for each segregated fund will be set out in the preferred series 2 fee agreement. As operating expenses change, we may change the operating expense fee rate, from time to time without notice to you.

## Advisory and management service (AMS) fee

For each segregated fund you hold in your policy you will pay an AMS fee plus applicable taxes. The AMS fee is negotiated between you and your advisor subject to our then-current administrative rules. The AMS fee must be between 0.50 per cent and 1.25 per cent and will be set out in the preferred series 2 fee agreement.

For more information about the fees, see *Fees and expenses* section in the information folder.

## Conservative Profile

**Quick facts:** Date fund available: May 14, 2012  
 Date fund created: October 18, 1999  
 Managed by: Canada Life Investment Management Ltd.

Total fund value: \$1,053,687,747  
 Portfolio turnover rate: 2.24%

Guarantee policy : Maturity / death benefit (%)	75 / 75			75 / 100			100 / 100		
	MER (%) <sup>1</sup>	NAV (\$) <sup>1</sup>	UOS <sup>1</sup>	MER (%) <sup>1</sup>	NAV (\$) <sup>1</sup>	UOS <sup>1</sup>	MER (%) <sup>1</sup>	NAV (\$) <sup>1</sup>	UOS <sup>1</sup>
Preferred series 2: FEL option <sup>1</sup>	--	16.91	125,983	--	16.91	198,315	--	--	--

The preferred series 2 does not have a MER as all fees and expenses are paid directly by you. See the section *Ongoing expenses* below for further details. The cost of owning this fund is set out in your fee agreement - see the *Fees and expenses* section of the information folder for more details and discuss with your financial security advisor.

<sup>1</sup> FEL - Front-end load  
 MER - Management expense ratio  
 NAV - Net asset value  
 UOS - Units outstanding

**Minimum investment**  
 •Non-registered, RRSP and TFSA policies: \$500 initial or pre-authorized chequing (PAC) of \$25  
 •RRIF policies: \$10,000 initial

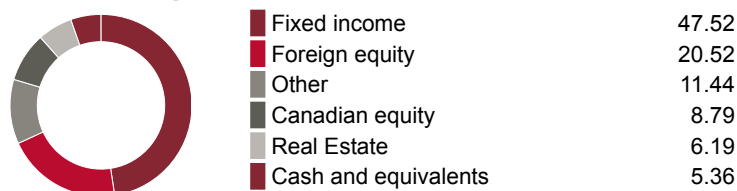
### What does the fund invest in?

This segregated fund, through investments in other funds, invests primarily in fixed-income securities but includes Canadian and foreign equities. It targets an asset mix of 70 per cent fixed income and 30 per cent equities.

#### Top 10 investments

	Assets %
Canadian Core Plus Bond	18.97
Mortgage	10.00
Canadian Core Bond	9.46
Canadian Corporate Bond	7.01
Real Estate	6.19
Unconstrained Fixed Income	4.36
Canadian Growth	4.02
Foreign Equity	3.96
Global Bond (Brandywine)	3.45
Real Return Bond	3.14
<b>Total</b>	<b>70.56</b>
<b>Total investments:</b>	<b>25</b>

#### Investment segmentation



### Are there any guarantees?

This fund is being offered under an insurance contract. It comes with guarantees that may protect your investment if the markets go down. The insurance cost for the guarantee is included in the investment management fee. For details, please refer to the information folder and contract.

### Who is this fund for?

A person who is investing for the medium to longer term, wants exposure to multi-managers in one fund with a target of no more than 25 per cent invested in equities and is comfortable with low risk.

### How has the fund performed?

This section tells you how the fund has performed over the past 10 years, prior to the deduction of fees for a policyowner who chose the 75/75 guarantee policy. This option does not deduct a MER but you pay fees that you agree to in your fee agreement directly. These fees reduce returns. See the *Ongoing expenses* section below for details.

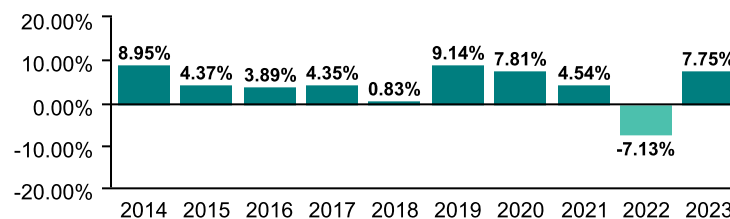
It's important to note that this doesn't tell you how the fund will perform in the future. Also, your actual return will depend on the guarantee policy you choose and your personal tax situation.

#### Average return

A person who invested \$1,000 in the fund on December 31, 2013 would have \$1,529.76 on December 31, 2023. This works out to an average of 4.34% a year.

#### Year-by-year returns (%)

This chart shows how the fund has performed in each of the past 10 years. In the past 10 years, the fund was up in value 9 years and down in value 1 year.



### How risky is it?

The risk rating for this fund is *Low*.



The value of your investments can go down. Please see the *Fund risks* section of the information folder for further details.

## Conservative Profile

### How much does it cost?

The following table shows the fees and expenses you could pay to invest in or redeem units of the fund.

#### 1. Sales charges

Sales charge option	What you pay	How it works
Preferred series 2 FEL option	Up to 2% of the amount you invest.	<ul style="list-style-type: none"> <li>You and your financial security advisor determine the rate.</li> <li>The fee is deducted from the amount you invest. It is paid as a commission.</li> </ul>

#### 2. Ongoing expenses

Normally the MER includes the investment management fee, operating expenses and the cost for the guarantee. These fees are normally deducted from the fund. The preferred series 2 FEL option is only available if you pay fees by redeeming units from your policy. The preferred series 2 fee agreement shows the fees you pay. These fees reduce the return you get on your investment. The advisory and management service fee is negotiable and the fee ranges between 0.50% and 1.25%.

Available additional guarantee options are subject to the following fees. You have to pay for these as set out below. For details about how the guarantees work, please see the applicable section of your information folder and contract.

Guarantee policy	Death benefit guarantee reset option (%)	Maturity guarantee reset option (%)
<b>Maturity / death benefit (%)</b>	<b>Additional costs</b>	
75 / 75	n/a	n/a
75 / 100	0.11	n/a
100 / 100	0.11	0.05

#### Trailing commission

No trailing commission.

#### 3. Other fees

You may have to pay other fees when you redeem or switch units of the fund.

Fee	What you pay
Short-term trading fee	Up to 2% of the value of units you redeem or switch within 90 days of investing in the fund.
Switch fee	You may make up to 12 free switches in each calendar year and after that you may be charged a fee.

### What if I change my mind?

You can change your mind and cancel the segregated fund policy, the initial pre-authorized chequing premium or any lump-sum premium you apply to the policy by telling us in writing within two business days of the earlier of the date you received confirmation of the transaction or five business days after it is mailed to you.

Your cancellation request has to be in writing, which can include email or letter. The amount returned will be the lesser of the amount of the premium being cancelled or the value of the applicable units acquired on the day we process your request. The amount returned only applies to the specific transaction and will include a refund of any sales charges or other fees you paid.

#### For more information

The *Fund Facts* may not contain all the information you need. Please read the contract and the information folder or you may contact us at:

The Canada Life Assurance Company  
 255 Dufferin Avenue  
 London, ON N6A 4K1

Web - [www.canadalife.com](http://www.canadalife.com)

Email - On our website, please go to the "Contact Us" section

Telephone - 1-888-252-1847



## Moderate Profile

**Quick facts:** Date fund available: May 14, 2012  
 Date fund created: October 18, 1999  
 Managed by: Canada Life Investment Management Ltd.

Total fund value: \$1,360,329,055  
 Portfolio turnover rate: 1.20%

Guarantee policy : Maturity / death benefit (%)	75 / 75			75 / 100			100 / 100		
	MER (%) <sup>1</sup>	NAV (\$) <sup>1</sup>	UOS <sup>1</sup>	MER (%) <sup>1</sup>	NAV (\$) <sup>1</sup>	UOS <sup>1</sup>	MER (%) <sup>1</sup>	NAV (\$) <sup>1</sup>	UOS <sup>1</sup>
Preferred series 2: FEL option <sup>1</sup>	--	18.78	78,839	--	18.78	658,287	--	--	--

The preferred series 2 does not have a MER as all fees and expenses are paid directly by you. See the section *Ongoing expenses* below for further details. The cost of owning this fund is set out in your fee agreement - see the *Fees and expenses* section of the information folder for more details and discuss with your financial security advisor.

<sup>1</sup> FEL - Front-end load  
 MER - Management expense ratio  
 NAV - Net asset value  
 UOS - Units outstanding

**Minimum investment**  
 •Non-registered, RRSP and TFSA policies: \$500 initial or pre-authorized chequing (PAC) of \$25  
 •RRIF policies: \$10,000 initial

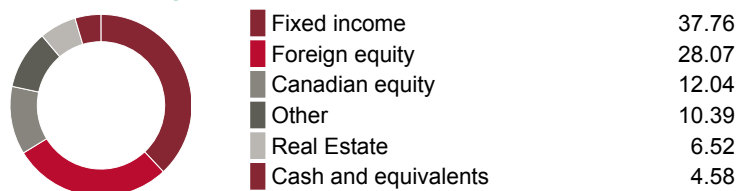
### What does the fund invest in?

This segregated fund, through investments in other funds, invests primarily in fixed-income securities but includes Canadian and foreign equities. It targets an asset mix of 60 per cent fixed income and 40 per cent equities.

#### Top 10 investments

	Assets %
Canadian Core Plus Bond	14.46
Mortgage	8.92
Canadian Core Bond	7.28
Real Estate	6.52
Foreign Equity	5.46
Canadian Corporate Bond	5.02
American Growth	3.99
Long Term Bond	3.77
Canadian Focused Dividend	3.54
Global Bond (Brandywine)	3.22
<b>Total</b>	<b>62.18</b>
<b>Total investments:</b>	<b>26</b>

#### Investment segmentation



### Are there any guarantees?

This fund is being offered under an insurance contract. It comes with guarantees that may protect your investment if the markets go down. The insurance cost for the guarantee is included in the investment management fee. For details, please refer to the information folder and contract.

### Who is this fund for?

A person who is investing for the medium to longer term, wants exposure to multi-managers in one fund with a target of no more than 40 per cent invested in equities and is comfortable with low to moderate risk.

### How has the fund performed?

This section tells you how the fund has performed over the past 10 years, prior to the deduction of fees for a policyowner who chose the 75/75 guarantee policy. This option does not deduct a MER but you pay fees that you agree to in your fee agreement directly. These fees reduce returns. See the *Ongoing expenses* section below for details.

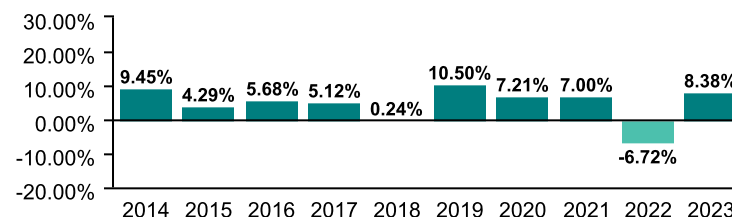
It's important to note that this doesn't tell you how the fund will perform in the future. Also, your actual return will depend on the guarantee policy you choose and your personal tax situation.

#### Average return

A person who invested \$1,000 in the fund on December 31, 2013 would have \$1,628.75 on December 31, 2023. This works out to an average of 5.00% a year.

#### Year-by-year returns (%)

This chart shows how the fund has performed in each of the past 10 years. In the past 10 years, the fund was up in value 9 years and down in value 1 year.



### How risky is it?

The risk rating for this fund is *Low to moderate*.



The value of your investments can go down. Please see the *Fund risks* section of the information folder for further details.

## Moderate Profile

### How much does it cost?

The following table shows the fees and expenses you could pay to invest in or redeem units of the fund.

#### 1. Sales charges

Sales charge option	What you pay	How it works
Preferred series 2 FEL option	Up to 2% of the amount you invest.	<ul style="list-style-type: none"> <li>You and your financial security advisor determine the rate.</li> <li>The fee is deducted from the amount you invest. It is paid as a commission.</li> </ul>

#### 2. Ongoing expenses

Normally the MER includes the investment management fee, operating expenses and the cost for the guarantee. These fees are normally deducted from the fund. The preferred series 2 FEL option is only available if you pay fees by redeeming units from your policy. The preferred series 2 fee agreement shows the fees you pay. These fees reduce the return you get on your investment. The advisory and management service fee is negotiable and the fee ranges between 0.50% and 1.25%.

Available additional guarantee options are subject to the following fees. You have to pay for these as set out below. For details about how the guarantees work, please see the applicable section of your information folder and contract.

Guarantee policy	Death benefit guarantee reset option (%)	Maturity guarantee reset option (%)
<b>Maturity / death benefit (%)</b>	<b>Additional costs</b>	
75 / 75	n/a	n/a
75 / 100	0.11	n/a
100 / 100	0.11	0.11

#### Trailing commission

No trailing commission.

#### 3. Other fees

You may have to pay other fees when you redeem or switch units of the fund.

Fee	What you pay
Short-term trading fee	Up to 2% of the value of units you redeem or switch within 90 days of investing in the fund.
Switch fee	You may make up to 12 free switches in each calendar year and after that you may be charged a fee.

### What if I change my mind?

You can change your mind and cancel the segregated fund policy, the initial pre-authorized chequing premium or any lump-sum premium you apply to the policy by telling us in writing within two business days of the earlier of the date you received confirmation of the transaction or five business days after it is mailed to you.

Your cancellation request has to be in writing, which can include email or letter. The amount returned will be the lesser of the amount of the premium being cancelled or the value of the applicable units acquired on the day we process your request. The amount returned only applies to the specific transaction and will include a refund of any sales charges or other fees you paid.

#### For more information

The *Fund Facts* may not contain all the information you need. Please read the contract and the information folder or you may contact us at:

The Canada Life Assurance Company  
 255 Dufferin Avenue  
 London, ON N6A 4K1

Web - [www.canadalife.com](http://www.canadalife.com)

Email - On our website, please go to the "Contact Us" section

Telephone - 1-888-252-1847

## Balanced Profile

**Quick facts:** Date fund available: May 14, 2012  
 Date fund created: October 18, 1999  
 Managed by: Canada Life Investment Management Ltd.

Total fund value: \$1,913,376,977  
 Portfolio turnover rate: 1.02%

Guarantee policy : Maturity / death benefit (%)	75 / 75			75 / 100			100 / 100		
	MER (%) <sup>1</sup>	NAV (\$) <sup>1</sup>	UOS <sup>1</sup>	MER (%) <sup>1</sup>	NAV (\$) <sup>1</sup>	UOS <sup>1</sup>	MER (%) <sup>1</sup>	NAV (\$) <sup>1</sup>	UOS <sup>1</sup>
Preferred series 2: FEL option <sup>1</sup>	--	22.20	188,138	--	22.20	832,277	--	--	--

The preferred series 2 does not have a MER as all fees and expenses are paid directly by you. See the section *Ongoing expenses* below for further details. The cost of owning this fund is set out in your fee agreement - see the *Fees and expenses* section of the information folder for more details and discuss with your financial security advisor.

<sup>1</sup> FEL - Front-end load  
 MER - Management expense ratio  
 NAV - Net asset value  
 UOS - Units outstanding

**Minimum investment**  
 •Non-registered, RRSP and TFSA policies: \$500 initial or pre-authorized chequing (PAC) of \$25  
 •RRIF policies: \$10,000 initial

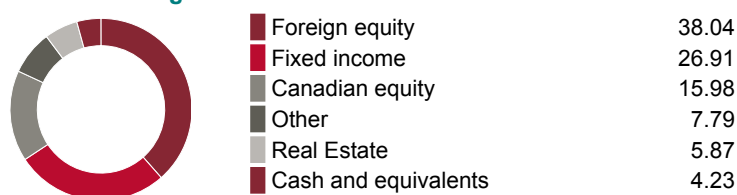
### What does the fund invest in?

This segregated fund, through investments in other funds, invests primarily in Canadian and foreign equities but includes fixed-income securities. It targets an asset mix of 40 per cent fixed income and 60 per cent equities.

#### Top 10 investments

	Assets %
Canadian Core Plus Bond	11.37
Mortgage	6.41
U.S. Value Stock	6.06
Real Estate	5.87
Canadian Core Bond	5.74
Global Bond (Brandywine)	5.25
Canadian Focused Dividend	4.57
U.S. Growth	4.44
Canadian Value Equity	4.06
American Growth	3.99
<b>Total</b>	<b>57.76</b>
<b>Total investments:</b>	<b>26</b>

#### Investment segmentation



### Are there any guarantees?

This fund is being offered under an insurance contract. It comes with guarantees that may protect your investment if the markets go down. The insurance cost for the guarantee is included in the investment management fee. For details, please refer to the information folder and contract.

### Who is this fund for?

A person who is investing for the medium to longer term, wants exposure to multi-managers in one fund with a target of no more than 40 per cent invested in fixed income and is comfortable with low to moderate risk.

### How has the fund performed?

This section tells you how the fund has performed over the past 10 years, prior to the deduction of fees for a policyowner who chose the 75/75 guarantee policy. This option does not deduct a MER but you pay fees that you agree to in your fee agreement directly. These fees reduce returns. See the *Ongoing expenses* section below for details.

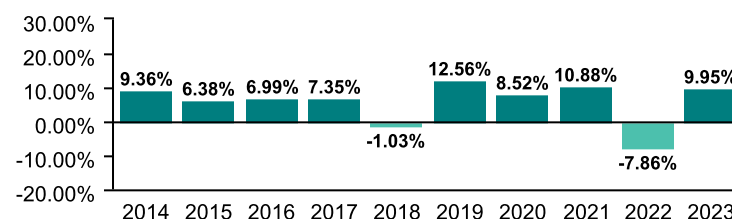
It's important to note that this doesn't tell you how the fund will perform in the future. Also, your actual return will depend on the guarantee policy you choose and your personal tax situation.

#### Average return

A person who invested \$1,000 in the fund on December 31, 2013 would have \$1,814.42 on December 31, 2023. This works out to an average of 6.14% a year.

#### Year-by-year returns (%)

This chart shows how the fund has performed in each of the past 10 years. In the past 10 years, the fund was up in value 8 years and down in value 2 years.



### How risky is it?

The risk rating for this fund is *Low to moderate*.



The value of your investments can go down. Please see the *Fund risks* section of the information folder for further details.

## Balanced Profile

### How much does it cost?

The following table shows the fees and expenses you could pay to invest in or redeem units of the fund.

#### 1. Sales charges

Sales charge option	What you pay	How it works
Preferred series 2 FEL option	Up to 2% of the amount you invest.	<ul style="list-style-type: none"> <li>You and your financial security advisor determine the rate.</li> <li>The fee is deducted from the amount you invest. It is paid as a commission.</li> </ul>

#### 2. Ongoing expenses

Normally the MER includes the investment management fee, operating expenses and the cost for the guarantee. These fees are normally deducted from the fund. The preferred series 2 FEL option is only available if you pay fees by redeeming units from your policy. The preferred series 2 fee agreement shows the fees you pay. These fees reduce the return you get on your investment. The advisory and management service fee is negotiable and the fee ranges between 0.50% and 1.25%.

Available additional guarantee options are subject to the following fees. You have to pay for these as set out below. For details about how the guarantees work, please see the applicable section of your information folder and contract.

Guarantee policy	Death benefit guarantee reset option (%)	Maturity guarantee reset option (%)
<b>Maturity / death benefit (%)</b>	<b>Additional costs</b>	
75 / 75	n/a	n/a
75 / 100	0.11	n/a
100 / 100	0.11	0.11

#### Trailing commission

No trailing commission.

#### 3. Other fees

You may have to pay other fees when you redeem or switch units of the fund.

Fee	What you pay
Short-term trading fee	Up to 2% of the value of units you redeem or switch within 90 days of investing in the fund.
Switch fee	You may make up to 12 free switches in each calendar year and after that you may be charged a fee.

### What if I change my mind?

You can change your mind and cancel the segregated fund policy, the initial pre-authorized chequing premium or any lump-sum premium you apply to the policy by telling us in writing within two business days of the earlier of the date you received confirmation of the transaction or five business days after it is mailed to you.

Your cancellation request has to be in writing, which can include email or letter. The amount returned will be the lesser of the amount of the premium being cancelled or the value of the applicable units acquired on the day we process your request. The amount returned only applies to the specific transaction and will include a refund of any sales charges or other fees you paid.

#### For more information

The *Fund Facts* may not contain all the information you need. Please read the contract and the information folder or you may contact us at:

The Canada Life Assurance Company  
 255 Dufferin Avenue  
 London, ON N6A 4K1

Web - [www.canadalife.com](http://www.canadalife.com)

Email - On our website, please go to the "Contact Us" section

Telephone - 1-888-252-1847

## Advanced Profile

**Quick facts:** Date fund available: May 14, 2012  
 Date fund created: October 18, 1999  
 Managed by: Canada Life Investment Management Ltd.

Total fund value: \$856,827,526  
 Portfolio turnover rate: 0.82%

Guarantee policy : Maturity / death benefit (%)	75 / 75			75 / 100			100 / 100		
	MER (%) <sup>1</sup>	NAV (\$) <sup>1</sup>	UOS <sup>1</sup>	MER (%) <sup>1</sup>	NAV (\$) <sup>1</sup>	UOS <sup>1</sup>	MER (%) <sup>1</sup>	NAV (\$) <sup>1</sup>	UOS <sup>1</sup>
Preferred series 2: FEL option <sup>1</sup>	--	26.64	155,807	--	26.64	240,632	--	--	--

The preferred series 2 does not have a MER as all fees and expenses are paid directly by you. See the section *Ongoing expenses* below for further details. The cost of owning this fund is set out in your fee agreement - see the *Fees and expenses* section of the information folder for more details and discuss with your financial security advisor.

<sup>1</sup> FEL - Front-end load  
 MER - Management expense ratio  
 NAV - Net asset value  
 UOS - Units outstanding

**Minimum investment**  
 •Non-registered, RRSP and TFSA policies: \$500 initial or pre-authorized chequing (PAC) of \$25  
 •RRIF policies: \$10,000 initial

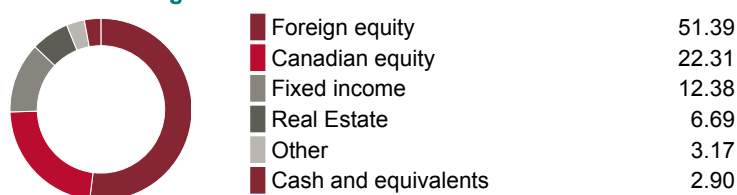
### What does the fund invest in?

This segregated fund, through investments in other funds, invests primarily in Canadian and foreign equities but includes fixed-income securities. It targets an asset mix of 20 per cent fixed income and 80 per cent equities.

#### Top 10 investments

	Assets %
Canadian Core Plus Bond	9.31
U.S. Value Stock	7.15
American Growth	6.77
U.S. Growth	6.69
Real Estate	6.69
Canadian Equity	6.09
Canadian Growth	6.09
International Opportunity (JPMorgan)	5.53
International Equity (Setanta)	4.54
Canadian Value Equity	4.07
<b>Total</b>	<b>62.93</b>
<b>Total investments:</b>	<b>25</b>

#### Investment segmentation



### Are there any guarantees?

This fund is being offered under an insurance contract. It comes with guarantees that may protect your investment if the markets go down. The insurance cost for the guarantee is included in the investment management fee. For details, please refer to the information folder and contract.

### Who is this fund for?

A person who is investing for the medium to longer term, wants exposure to multi-managers in one fund with a target of no more than 20 per cent invested in fixed income and is comfortable with low to moderate risk.

### How has the fund performed?

This section tells you how the fund has performed over the past 10 years, prior to the deduction of fees for a policyowner who chose the 75/75 guarantee policy. This option does not deduct a MER but you pay fees that you agree to in your fee agreement directly. These fees reduce returns. See the *Ongoing expenses* section below for details.

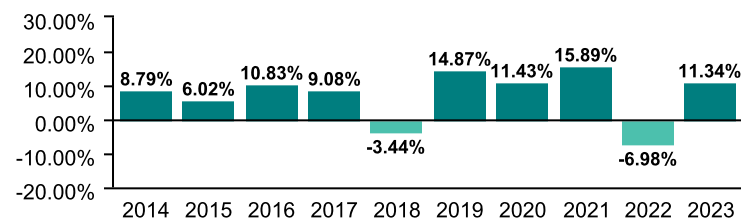
It's important to note that this doesn't tell you how the fund will perform in the future. Also, your actual return will depend on the guarantee policy you choose and your personal tax situation.

#### Average return

A person who invested \$1,000 in the fund on December 31, 2013 would have \$2,068.42 on December 31, 2023. This works out to an average of 7.54% a year.

#### Year-by-year returns (%)

This chart shows how the fund has performed in each of the past 10 years. In the past 10 years, the fund was up in value 8 years and down in value 2 years.



### How risky is it?

The risk rating for this fund is *Low to moderate*.



The value of your investments can go down. Please see the *Fund risks* section of the information folder for further details.

## Advanced Profile

### How much does it cost?

The following table shows the fees and expenses you could pay to invest in or redeem units of the fund.

#### 1. Sales charges

Sales charge option	What you pay	How it works
Preferred series 2 FEL option	Up to 2% of the amount you invest.	<ul style="list-style-type: none"> <li>You and your financial security advisor determine the rate.</li> <li>The fee is deducted from the amount you invest. It is paid as a commission.</li> </ul>

#### 2. Ongoing expenses

Normally the MER includes the investment management fee, operating expenses and the cost for the guarantee. These fees are normally deducted from the fund. The preferred series 2 FEL option is only available if you pay fees by redeeming units from your policy. The preferred series 2 fee agreement shows the fees you pay. These fees reduce the return you get on your investment. The advisory and management service fee is negotiable and the fee ranges between 0.50% and 1.25%.

Available additional guarantee options are subject to the following fees. You have to pay for these as set out below. For details about how the guarantees work, please see the applicable section of your information folder and contract.

Guarantee policy	Death benefit guarantee reset option (%)	Maturity guarantee reset option (%)
<b>Maturity / death benefit (%)</b>	<b>Additional costs</b>	
75 / 75	n/a	n/a
75 / 100	0.11	n/a
100 / 100	0.11	0.21

#### Trailing commission

No trailing commission.

#### 3. Other fees

You may have to pay other fees when you redeem or switch units of the fund.

Fee	What you pay
Short-term trading fee	Up to 2% of the value of units you redeem or switch within 90 days of investing in the fund.
Switch fee	You may make up to 12 free switches in each calendar year and after that you may be charged a fee.

### What if I change my mind?

You can change your mind and cancel the segregated fund policy, the initial pre-authorized chequing premium or any lump-sum premium you apply to the policy by telling us in writing within two business days of the earlier of the date you received confirmation of the transaction or five business days after it is mailed to you.

Your cancellation request has to be in writing, which can include email or letter. The amount returned will be the lesser of the amount of the premium being cancelled or the value of the applicable units acquired on the day we process your request. The amount returned only applies to the specific transaction and will include a refund of any sales charges or other fees you paid.

#### For more information

The *Fund Facts* may not contain all the information you need. Please read the contract and the information folder or you may contact us at:

The Canada Life Assurance Company  
 255 Dufferin Avenue  
 London, ON N6A 4K1

Web - [www.canadalife.com](http://www.canadalife.com)

Email - On our website, please go to the "Contact Us" section

Telephone - 1-888-252-1847

## Aggressive Profile

**Quick facts:** Date fund available: May 14, 2012  
 Date fund created: October 18, 1999  
 Managed by: Canada Life Investment Management Ltd.

Total fund value: \$736,266,327  
 Portfolio turnover rate: 0.81%

Guarantee policy : Maturity / death benefit (%)	75 / 75			75 / 100			100 / 100		
	MER (%) <sup>1</sup>	NAV (\$) <sup>1</sup>	UOS <sup>1</sup>	MER (%) <sup>1</sup>	NAV (\$) <sup>1</sup>	UOS <sup>1</sup>	MER (%) <sup>1</sup>	NAV (\$) <sup>1</sup>	UOS <sup>1</sup>
Preferred series 2: FEL option <sup>1</sup>	--	30.39	44,964	--	30.39	157,416	--	--	--

The preferred series 2 does not have a MER as all fees and expenses are paid directly by you. See the section *Ongoing expenses* below for further details. The cost of owning this fund is set out in your fee agreement - see the *Fees and expenses* section of the information folder for more details and discuss with your financial security advisor.

<sup>1</sup> FEL - Front-end load  
 MER - Management expense ratio  
 NAV - Net asset value  
 UOS - Units outstanding

**Minimum investment**

•Non-registered, RRSP and TFSA policies: \$500 initial or pre-authorized chequing (PAC) of \$25  
 •RRIF policies: \$10,000 initial

### What does the fund invest in?

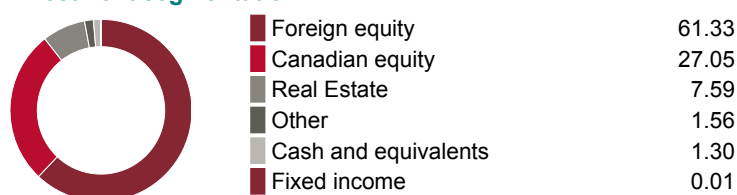
This segregated fund, through investments in other funds, invests primarily in Canadian and foreign equities. It targets an asset mix of 100 per cent equities.

#### Top 10 investments

	Assets %
American Growth	9.04
U.S. Growth	8.45
U.S. Value Stock	8.19
Canadian Equity	7.92
Canadian Growth	7.91
Real Estate	7.59
International Opportunity (JPMorgan)	7.16
International Equity (Setanta)	5.66
Global Small Cap (Mackenzie)	5.09
Canadian Small-Mid Cap	5.05
<b>Total</b>	<b>72.06</b>

**Total investments:** 19

#### Investment segmentation



### How has the fund performed?

This section tells you how the fund has performed over the past 10 years, prior to the deduction of fees for a policyowner who chose the 75/75 guarantee policy. This option does not deduct a MER but you pay fees that you agree to in your fee agreement directly. These fees reduce returns. See the *Ongoing expenses* section below for details.

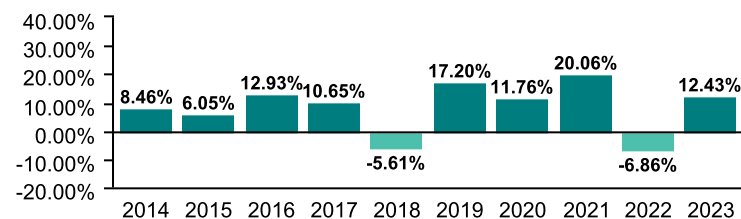
It's important to note that this doesn't tell you how the fund will perform in the future. Also, your actual return will depend on the guarantee policy you choose and your personal tax situation.

#### Average return

A person who invested \$1,000 in the fund on December 31, 2013 would have \$2,234.22 on December 31, 2023. This works out to an average of 8.37% a year.

#### Year-by-year returns (%)

This chart shows how the fund has performed in each of the past 10 years. In the past 10 years, the fund was up in value 8 years and down in value 2 years.



### Are there any guarantees?

This fund is being offered under an insurance contract. It comes with guarantees that may protect your investment if the markets go down. The insurance cost for the guarantee is included in the investment management fee. For details, please refer to the information folder and contract.

### Who is this fund for?

A person who is investing for the medium to longer term, wants exposure to multi-managers in one fund with a target of 100 per cent invested in equities and is comfortable with moderate risk.

### How risky is it?

The risk rating for this fund is *Moderate*.



The value of your investments can go down. Please see the *Fund risks* section of the information folder for further details.

## Aggressive Profile

### How much does it cost?

The following table shows the fees and expenses you could pay to invest in or redeem units of the fund.

#### 1. Sales charges

Sales charge option	What you pay	How it works
Preferred series 2 FEL option	Up to 2% of the amount you invest.	<ul style="list-style-type: none"> <li>You and your financial security advisor determine the rate.</li> <li>The fee is deducted from the amount you invest. It is paid as a commission.</li> </ul>

#### 2. Ongoing expenses

Normally the MER includes the investment management fee, operating expenses and the cost for the guarantee. These fees are normally deducted from the fund. The preferred series 2 FEL option is only available if you pay fees by redeeming units from your policy. The preferred series 2 fee agreement shows the fees you pay. These fees reduce the return you get on your investment. The advisory and management service fee is negotiable and the fee ranges between 0.50% and 1.25%.

Available additional guarantee options are subject to the following fees. You have to pay for these as set out below. For details about how the guarantees work, please see the applicable section of your information folder and contract.

Guarantee policy	Death benefit guarantee reset option (%)	Maturity guarantee reset option (%)
<b>Maturity / death benefit (%)</b>	<b>Additional costs</b>	
75 / 75	n/a	n/a
75 / 100	0.11	n/a
100 / 100	0.11	0.21

#### Trailing commission

No trailing commission.

#### 3. Other fees

You may have to pay other fees when you redeem or switch units of the fund.

Fee	What you pay
Short-term trading fee	Up to 2% of the value of units you redeem or switch within 90 days of investing in the fund.
Switch fee	You may make up to 12 free switches in each calendar year and after that you may be charged a fee.

### What if I change my mind?

You can change your mind and cancel the segregated fund policy, the initial pre-authorized chequing premium or any lump-sum premium you apply to the policy by telling us in writing within two business days of the earlier of the date you received confirmation of the transaction or five business days after it is mailed to you.

Your cancellation request has to be in writing, which can include email or letter. The amount returned will be the lesser of the amount of the premium being cancelled or the value of the applicable units acquired on the day we process your request. The amount returned only applies to the specific transaction and will include a refund of any sales charges or other fees you paid.

#### For more information

The *Fund Facts* may not contain all the information you need. Please read the contract and the information folder or you may contact us at:

The Canada Life Assurance Company  
 255 Dufferin Avenue  
 London, ON N6A 4K1

Web - [www.canadalife.com](http://www.canadalife.com)

Email - On our website, please go to the "Contact Us" section

Telephone - 1-888-252-1847



## Income Profile

**Quick facts:** Date fund available: May 14, 2012  
 Date fund created: December 4, 2006  
 Managed by: Canada Life Investment Management Ltd.

Total fund value: \$35,248,978  
 Portfolio turnover rate: 3.93%

Guarantee policy : Maturity / death benefit (%)	75 / 75			75 / 100			100 / 100		
	MER (%) <sup>1</sup>	NAV (\$) <sup>1</sup>	UOS <sup>1</sup>	MER (%) <sup>1</sup>	NAV (\$) <sup>1</sup>	UOS <sup>1</sup>	MER (%) <sup>1</sup>	NAV (\$) <sup>1</sup>	UOS <sup>1</sup>
Preferred series 2: FEL option <sup>1</sup>	--	17.76	41,357	--	--	--	--	--	--

The preferred series 2 does not have a MER as all fees and expenses are paid directly by you. See the section *Ongoing expenses* below for further details. The cost of owning this fund is set out in your fee agreement - see the *Fees and expenses* section of the information folder for more details and discuss with your financial security advisor.

<sup>1</sup> FEL - Front-end load  
 MER - Management expense ratio  
 NAV - Net asset value  
 UOS - Units outstanding

**Minimum investment**  
 •Non-registered, RRSP and TFSA policies: \$500 initial or pre-authorized chequing (PAC) of \$25  
 •RRIF policies: \$10,000 initial

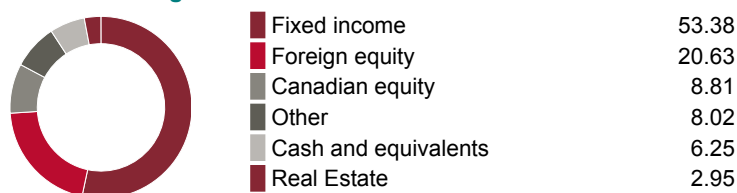
### What does the fund invest in?

This segregated fund, through investments in other funds, invests primarily in fixed-income securities but includes Canadian and foreign equities. It targets an asset mix of 64 per cent fixed income and 36 per cent equities.

#### Top 10 investments

	Assets %
Core Plus Bond (Mackenzie)	22.92
Canadian Core Bond	11.51
Canadian Corporate Bond	7.51
Mortgage	6.68
Unconstrained Fixed Income	5.01
Global Bond (Brandywine)	4.06
Foreign Equity	3.99
Canadian Value Equity	3.53
Canadian Focused Dividend	3.52
Real Return Bond	3.35
<b>Total</b>	<b>72.08</b>
<b>Total investments:</b>	<b>23</b>

#### Investment segmentation



### Are there any guarantees?

This fund is being offered under an insurance contract. It comes with guarantees that may protect your investment if the markets go down. The insurance cost for the guarantee is included in the investment management fee. For details, please refer to the information folder and contract.

### Who is this fund for?

A person who is investing for the medium to longer term, wants exposure to multi-managers in one fund with a target of no more than 36 per cent invested in equities and is comfortable with low risk.

### How has the fund performed?

This section tells you how the fund has performed over the past 10 years, prior to the deduction of fees for a policyowner who chose the 75/75 guarantee policy. This option does not deduct a MER but you pay fees that you agree to in your fee agreement directly. These fees reduce returns. See the *Ongoing expenses* section below for details.

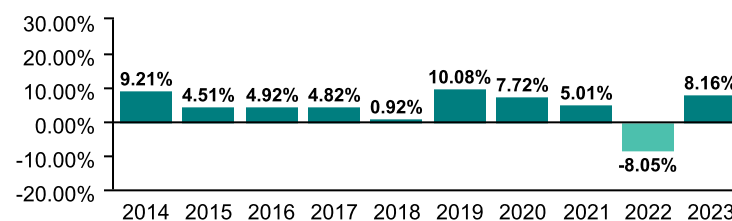
It's important to note that this doesn't tell you how the fund will perform in the future. Also, your actual return will depend on the guarantee policy you choose and your personal tax situation.

#### Average return

A person who invested \$1,000 in the fund on December 31, 2013 would have \$1,568.83 on December 31, 2023. This works out to an average of 4.61% a year.

#### Year-by-year returns (%)

This chart shows how the fund has performed in each of the past 10 years. In the past 10 years, the fund was up in value 9 years and down in value 1 year.



### How risky is it?

The risk rating for this fund is *Low*.



The value of your investments can go down. Please see the *Fund risks* section of the information folder for further details.

## Income Profile

### How much does it cost?

The following table shows the fees and expenses you could pay to invest in or redeem units of the fund.

#### 1. Sales charges

Sales charge option	What you pay	How it works
Preferred series 2 FEL option	Up to 2% of the amount you invest.	<ul style="list-style-type: none"> <li>You and your financial security advisor determine the rate.</li> <li>The fee is deducted from the amount you invest. It is paid as a commission.</li> </ul>

#### 2. Ongoing expenses

Normally the MER includes the investment management fee, operating expenses and the cost for the guarantee. These fees are normally deducted from the fund. The preferred series 2 FEL option is only available if you pay fees by redeeming units from your policy. The preferred series 2 fee agreement shows the fees you pay. These fees reduce the return you get on your investment. The advisory and management service fee is negotiable and the fee ranges between 0.50% and 1.25%.

Available additional guarantee options are subject to the following fees. You have to pay for these as set out below. For details about how the guarantees work, please see the applicable section of your information folder and contract.

Guarantee policy	Death benefit guarantee reset option (%)	Maturity guarantee reset option (%)
<b>Maturity / death benefit (%)</b>	<b>Additional costs</b>	
75 / 75	n/a	n/a
75 / 100	0.11	n/a
100 / 100	0.11	0.11

#### Trailing commission

No trailing commission.

#### 3. Other fees

You may have to pay other fees when you redeem or switch units of the fund.

Fee	What you pay
Short-term trading fee	Up to 2% of the value of units you redeem or switch within 90 days of investing in the fund.
Switch fee	You may make up to 12 free switches in each calendar year and after that you may be charged a fee.

### What if I change my mind?

You can change your mind and cancel the segregated fund policy, the initial pre-authorized chequing premium or any lump-sum premium you apply to the policy by telling us in writing within two business days of the earlier of the date you received confirmation of the transaction or five business days after it is mailed to you.

Your cancellation request has to be in writing, which can include email or letter. The amount returned will be the lesser of the amount of the premium being cancelled or the value of the applicable units acquired on the day we process your request. The amount returned only applies to the specific transaction and will include a refund of any sales charges or other fees you paid.

#### For more information

The *Fund Facts* may not contain all the information you need. Please read the contract and the information folder or you may contact us at:

The Canada Life Assurance Company  
 255 Dufferin Avenue  
 London, ON N6A 4K1

Web - [www.canadalife.com](http://www.canadalife.com)

Email - On our website, please go to the "Contact Us" section

Telephone - 1-888-252-1847

## 2010 Profile

**Quick facts:** Date fund available: May 14, 2012  
 Date fund created: December 4, 2006  
 Managed by: Canada Life Investment Management Ltd.

Total fund value: \$9,781,738  
 Portfolio turnover rate: 12.66%

Guarantee policy : Maturity / death benefit (%)	75 / 75			75 / 100			100 / 100		
	MER (%) <sup>1</sup>	NAV (\$) <sup>1</sup>	UOS <sup>1</sup>	MER (%) <sup>1</sup>	NAV (\$) <sup>1</sup>	UOS <sup>1</sup>	MER (%) <sup>1</sup>	NAV (\$) <sup>1</sup>	UOS <sup>1</sup>
Preferred series 2: FEL option <sup>1</sup>	--	--	--	--	17.80	15	--	--	--

The preferred series 2 does not have a MER as all fees and expenses are paid directly by you. See the section *Ongoing expenses* below for further details. The cost of owning this fund is set out in your fee agreement - see the *Fees and expenses* section of the information folder for more details and discuss with your financial security advisor.

<sup>1</sup> FEL - Front-end load  
 MER - Management expense ratio  
 NAV - Net asset value  
 UOS - Units outstanding

**Minimum investment**  
 •Non-registered, RRSP and TFSA policies: \$500 initial or pre-authorized chequing (PAC) of \$25  
 •RRIF policies: \$10,000 initial

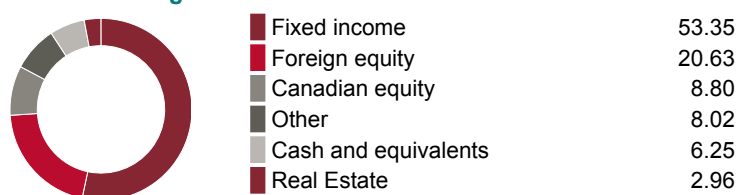
### What does the fund invest in?

This segregated fund, through investments in other funds, invests primarily in fixed-income securities and Canadian and foreign equities. This fund has reached its target date. We may close the fund at any time and transfer the assets to the Income Profile Fund.

#### Top 10 investments

	Assets %
Core Plus Bond (Mackenzie)	22.91
Canadian Core Bond	11.50
Canadian Corporate Bond	7.50
Mortgage	6.68
Unconstrained Fixed Income	5.00
Global Bond (Brandywine)	4.06
Foreign Equity	3.98
Canadian Value Equity	3.53
Canadian Focused Dividend	3.52
Real Return Bond	3.34
<b>Total</b>	<b>72.02</b>
<b>Total investments:</b>	<b>23</b>

#### Investment segmentation



### Are there any guarantees?

This fund is being offered under an insurance contract. It comes with guarantees that may protect your investment if the markets go down. The insurance cost for the guarantee is included in the investment management fee. For details, please refer to the information folder and contract.

### Who is this fund for?

A person who is investing for the medium to longer term, wants exposure to multi-managers in one fund with a target of no more than 36 per cent invested in equities and is comfortable with low risk.

### How has the fund performed?

This section tells you how the fund has performed over the past 10 years, prior to the deduction of fees for a policyowner who chose the 75/75 guarantee policy. This option does not deduct a MER but you pay fees that you agree to in your fee agreement directly. These fees reduce returns. See the *Ongoing expenses* section below for details.

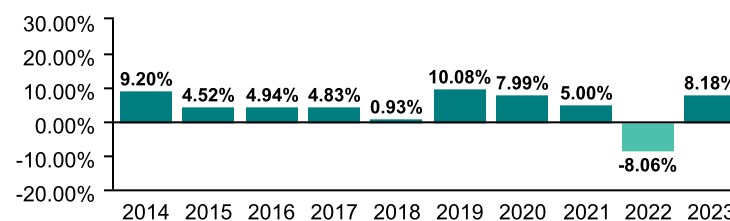
It's important to note that this doesn't tell you how the fund will perform in the future. Also, your actual return will depend on the guarantee policy you choose and your personal tax situation.

#### Average return

A person who invested \$1,000 in the fund on December 31, 2013 would have \$1,573.26 on December 31, 2023. This works out to an average of 4.64% a year.

#### Year-by-year returns (%)

This chart shows how the fund has performed in each of the past 10 years. In the past 10 years, the fund was up in value 9 years and down in value 1 year.



### How risky is it?

The risk rating for this fund is *Low*.



The value of your investments can go down. Please see the *Fund risks* section of the information folder for further details.

## 2010 Profile

### How much does it cost?

The following table shows the fees and expenses you could pay to invest in or redeem units of the fund.

#### 1. Sales charges

Sales charge option	What you pay	How it works
Preferred series 2 FEL option	Up to 2% of the amount you invest.	<ul style="list-style-type: none"> <li>You and your financial security advisor determine the rate.</li> <li>The fee is deducted from the amount you invest. It is paid as a commission.</li> </ul>

#### 2. Ongoing expenses

Normally the MER includes the investment management fee, operating expenses and the cost for the guarantee. These fees are normally deducted from the fund. The preferred series 2 FEL option is only available if you pay fees by redeeming units from your policy. The preferred series 2 fee agreement shows the fees you pay. These fees reduce the return you get on your investment. The advisory and management service fee is negotiable and the fee ranges between 0.50% and 1.25%.

Available additional guarantee options are subject to the following fees. You have to pay for these as set out below. For details about how the guarantees work, please see the applicable section of your information folder and contract.

Guarantee policy	Death benefit guarantee reset option (%)	Maturity guarantee reset option (%)
<b>Maturity / death benefit (%)</b>	<b>Additional costs</b>	
75 / 75	n/a	n/a
75 / 100	0.11	n/a
100 / 100	0.11	0.11

#### Trailing commission

No trailing commission.

#### 3. Other fees

You may have to pay other fees when you redeem or switch units of the fund.

Fee	What you pay
Short-term trading fee	Up to 2% of the value of units you redeem or switch within 90 days of investing in the fund.
Switch fee	You may make up to 12 free switches in each calendar year and after that you may be charged a fee.

### What if I change my mind?

You can change your mind and cancel the segregated fund policy, the initial pre-authorized chequing premium or any lump-sum premium you apply to the policy by telling us in writing within two business days of the earlier of the date you received confirmation of the transaction or five business days after it is mailed to you.

Your cancellation request has to be in writing, which can include email or letter. The amount returned will be the lesser of the amount of the premium being cancelled or the value of the applicable units acquired on the day we process your request. The amount returned only applies to the specific transaction and will include a refund of any sales charges or other fees you paid.

#### For more information

The *Fund Facts* may not contain all the information you need. Please read the contract and the information folder or you may contact us at:

The Canada Life Assurance Company  
 255 Dufferin Avenue  
 London, ON N6A 4K1

Web - [www.canadalife.com](http://www.canadalife.com)

Email - On our website, please go to the "Contact Us" section

Telephone - 1-888-252-1847

## 2015 Profile

**Quick facts:** Date fund available: May 14, 2012  
 Date fund created: December 4, 2006  
 Managed by: Canada Life Investment Management Ltd.

Total fund value: \$23,242,149  
 Portfolio turnover rate: 3.82%

Guarantee policy : Maturity / death benefit (%)	75 / 75			75 / 100			100 / 100		
	MER (%) <sup>1</sup>	NAV (\$) <sup>1</sup>	UOS <sup>1</sup>	MER (%) <sup>1</sup>	NAV (\$) <sup>1</sup>	UOS <sup>1</sup>	MER (%) <sup>1</sup>	NAV (\$) <sup>1</sup>	UOS <sup>1</sup>
Preferred series 2: FEL option <sup>1</sup>	--	--	--	--	--	--	--	--	--

The preferred series 2 does not have a MER as all fees and expenses are paid directly by you. See the section *Ongoing expenses* below for further details. The cost of owning this fund is set out in your fee agreement - see the *Fees and expenses* section of the information folder for more details and discuss with your financial security advisor.

<sup>1</sup> FEL - Front-end load  
 MER - Management expense ratio  
 NAV - Net asset value  
 UOS - Units outstanding

**Minimum investment**  
 •Non-registered, RRSP and TFSA policies: \$500 initial or pre-authorized chequing (PAC) of \$25  
 •RRIF policies: \$10,000 initial

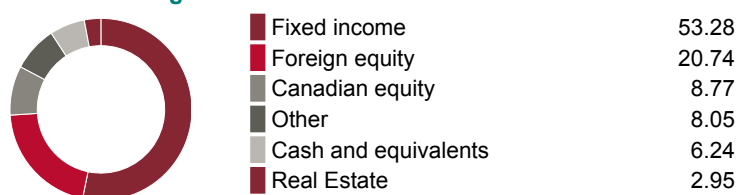
### What does the fund invest in?

This segregated fund, through investments in other funds, invests primarily in fixed-income securities and Canadian and foreign equities. This fund has reached its target date. We may close the fund at any time and transfer the assets to the Income Profile Fund.

#### Top 10 investments

	Assets %
Core Plus Bond (Mackenzie)	22.89
Canadian Core Bond	11.49
Canadian Corporate Bond	7.50
Mortgage	6.71
Unconstrained Fixed Income	5.00
Global Bond (Brandywine)	4.03
Foreign Equity	4.01
Canadian Focused Dividend	3.51
Canadian Value Equity	3.51
Real Return Bond	3.34
<b>Total</b>	<b>71.99</b>
<b>Total investments:</b>	<b>23</b>

#### Investment segmentation



### Are there any guarantees?

This fund is being offered under an insurance contract. It comes with guarantees that may protect your investment if the markets go down. The insurance cost for the guarantee is included in the investment management fee. For details, please refer to the information folder and contract.

### Who is this fund for?

A person who is investing for the medium to longer term, wants exposure to multi-managers in one fund with a target of no more than 36 per cent invested in equities and is comfortable with low risk.

### How has the fund performed?

This section tells you how the fund has performed over the past 10 years, prior to the deduction of fees for a policyowner who chose the 75/75 guarantee policy. This option does not deduct a MER but you pay fees that you agree to in your fee agreement directly. These fees reduce returns. See the *Ongoing expenses* section below for details.

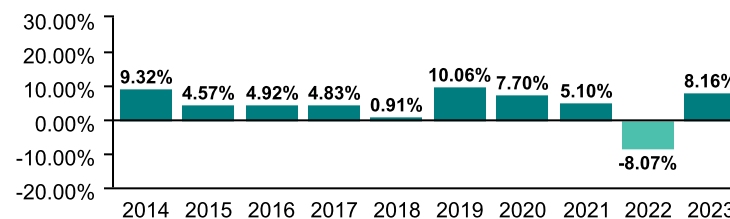
It's important to note that this doesn't tell you how the fund will perform in the future. Also, your actual return will depend on the guarantee policy you choose and your personal tax situation.

#### Average return

A person who invested \$1,000 in the fund on December 31, 2013 would have \$1,571.89 on December 31, 2023. This works out to an average of 4.63% a year.

#### Year-by-year returns (%)

This chart shows how the fund has performed in each of the past 10 years. In the past 10 years, the fund was up in value 9 years and down in value 1 year.



### How risky is it?

The risk rating for this fund is *Low*.



The value of your investments can go down. Please see the *Fund risks* section of the information folder for further details.

## 2015 Profile

### How much does it cost?

The following table shows the fees and expenses you could pay to invest in or redeem units of the fund.

#### 1. Sales charges

Sales charge option	What you pay	How it works
Preferred series 2 FEL option	Up to 2% of the amount you invest.	<ul style="list-style-type: none"> <li>You and your financial security advisor determine the rate.</li> <li>The fee is deducted from the amount you invest. It is paid as a commission.</li> </ul>

#### 2. Ongoing expenses

Normally the MER includes the investment management fee, operating expenses and the cost for the guarantee. These fees are normally deducted from the fund. The preferred series 2 FEL option is only available if you pay fees by redeeming units from your policy. The preferred series 2 fee agreement shows the fees you pay. These fees reduce the return you get on your investment. The advisory and management service fee is negotiable and the fee ranges between 0.50% and 1.25%.

Available additional guarantee options are subject to the following fees. You have to pay for these as set out below. For details about how the guarantees work, please see the applicable section of your information folder and contract.

Guarantee policy	Death benefit guarantee reset option (%)	Maturity guarantee reset option (%)
<b>Maturity / death benefit (%)</b>	<b>Additional costs</b>	
75 / 75	n/a	n/a
75 / 100	0.11	n/a
100 / 100	0.11	0.11

#### Trailing commission

No trailing commission.

#### 3. Other fees

You may have to pay other fees when you redeem or switch units of the fund.

Fee	What you pay
Short-term trading fee	Up to 2% of the value of units you redeem or switch within 90 days of investing in the fund.
Switch fee	You may make up to 12 free switches in each calendar year and after that you may be charged a fee.

### What if I change my mind?

You can change your mind and cancel the segregated fund policy, the initial pre-authorized chequing premium or any lump-sum premium you apply to the policy by telling us in writing within two business days of the earlier of the date you received confirmation of the transaction or five business days after it is mailed to you.

Your cancellation request has to be in writing, which can include email or letter. The amount returned will be the lesser of the amount of the premium being cancelled or the value of the applicable units acquired on the day we process your request. The amount returned only applies to the specific transaction and will include a refund of any sales charges or other fees you paid.

#### For more information

The *Fund Facts* may not contain all the information you need. Please read the contract and the information folder or you may contact us at:

The Canada Life Assurance Company  
 255 Dufferin Avenue  
 London, ON N6A 4K1

Web - [www.canadalife.com](http://www.canadalife.com)

Email - On our website, please go to the "Contact Us" section

Telephone - 1-888-252-1847

## 2020 Profile

**Quick facts:** Date fund available: May 14, 2012  
 Date fund created: December 4, 2006  
 Managed by: Canada Life Investment Management Ltd.

Total fund value: \$121,377,994  
 Portfolio turnover rate: 2.36%

Guarantee policy : Maturity / death benefit (%)	75 / 75			75 / 100			100 / 100		
	MER (%) <sup>1</sup>	NAV (\$) <sup>1</sup>	UOS <sup>1</sup>	MER (%) <sup>1</sup>	NAV (\$) <sup>1</sup>	UOS <sup>1</sup>	MER (%) <sup>1</sup>	NAV (\$) <sup>1</sup>	UOS <sup>1</sup>
Preferred series 2: FEL option <sup>1</sup>	--	--	--	--	--	--	--	--	--

The preferred series 2 does not have a MER as all fees and expenses are paid directly by you. See the section *Ongoing expenses* below for further details. The cost of owning this fund is set out in your fee agreement - see the *Fees and expenses* section of the information folder for more details and discuss with your financial security advisor.

<sup>1</sup> FEL - Front-end load  
 MER - Management expense ratio  
 NAV - Net asset value  
 UOS - Units outstanding

**Minimum investment**  
 •Non-registered, RRSP and TFSA policies: \$500 initial or pre-authorized chequing (PAC) of \$25  
 •RRIF policies: \$10,000 initial

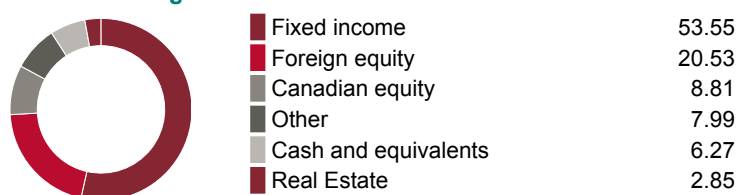
### What does the fund invest in?

This segregated fund, through investments in other funds, invests primarily in fixed-income securities and Canadian and foreign equities. The fund automatically evolves to a more conservative asset mix over time to match the policyowner's investment horizon.

#### Top 10 investments

	Assets %
Core Plus Bond (Mackenzie)	22.99
Canadian Core Bond	11.54
Canadian Corporate Bond	7.53
Mortgage	6.65
Unconstrained Fixed Income	5.02
Global Bond (Brandywine)	4.07
Foreign Equity	3.96
Canadian Focused Dividend	3.53
Canadian Value Equity	3.53
Real Return Bond	3.36
<b>Total</b>	<b>72.18</b>
<b>Total investments:</b>	<b>23</b>

#### Investment segmentation



### Are there any guarantees?

This fund is being offered under an insurance contract. It comes with guarantees that may protect your investment if the markets go down. The insurance cost for the guarantee is included in the investment management fee. For details, please refer to the information folder and contract.

### Who is this fund for?

A person planning for retirement around 2020 and want exposure to multi-managers in one fund that evolves to a more conservative asset mix over time and are comfortable with low risk.

### Notes

Effective October 2023, this fund's risk rating has changed from "Low to moderate" to "Low". No other changes were made to the segregated fund.

### How has the fund performed?

This section tells you how the fund has performed over the past 10 years, prior to the deduction of fees for a policyowner who chose the 75/75 guarantee policy. This option does not deduct a MER but you pay fees that you agree to in your fee agreement directly. These fees reduce returns. See the *Ongoing expenses* section below for details.

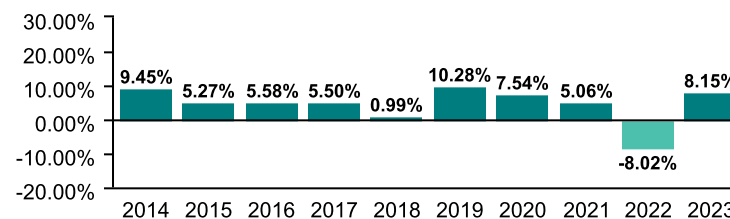
It's important to note that this doesn't tell you how the fund will perform in the future. Also, your actual return will depend on the guarantee policy you choose and your personal tax situation.

#### Average return

A person who invested \$1,000 in the fund on December 31, 2013 would have \$1,606.60 on December 31, 2023. This works out to an average of 4.86% a year.

#### Year-by-year returns (%)

This chart shows how the fund has performed in each of the past 10 years. In the past 10 years, the fund was up in value 9 years and down in value 1 year.



### How risky is it?

The risk rating for this fund is *Low*.



The value of your investments can go down. Please see the *Fund risks* section of the information folder for further details.

## 2020 Profile

### How much does it cost?

The following table shows the fees and expenses you could pay to invest in or redeem units of the fund.

#### 1. Sales charges

Sales charge option	What you pay	How it works
Preferred series 2 FEL option	Up to 2% of the amount you invest.	<ul style="list-style-type: none"> <li>You and your financial security advisor determine the rate.</li> <li>The fee is deducted from the amount you invest. It is paid as a commission.</li> </ul>

#### 2. Ongoing expenses

Normally the MER includes the investment management fee, operating expenses and the cost for the guarantee. These fees are normally deducted from the fund. The preferred series 2 FEL option is only available if you pay fees by redeeming units from your policy. The preferred series 2 fee agreement shows the fees you pay. These fees reduce the return you get on your investment. The advisory and management service fee is negotiable and the fee ranges between 0.50% and 1.25%.

Available additional guarantee options are subject to the following fees. You have to pay for these as set out below. For details about how the guarantees work, please see the applicable section of your information folder and contract.

Guarantee policy	Death benefit guarantee reset option (%)	Maturity guarantee reset option (%)
<b>Maturity / death benefit (%)</b>	<b>Additional costs</b>	
75 / 75	n/a	n/a
75 / 100	0.11	n/a
100 / 100	0.11	0.11

#### Trailing commission

No trailing commission.

#### 3. Other fees

You may have to pay other fees when you redeem or switch units of the fund.

Fee	What you pay
Short-term trading fee	Up to 2% of the value of units you redeem or switch within 90 days of investing in the fund.
Switch fee	You may make up to 12 free switches in each calendar year and after that you may be charged a fee.

### What if I change my mind?

You can change your mind and cancel the segregated fund policy, the initial pre-authorized chequing premium or any lump-sum premium you apply to the policy by telling us in writing within two business days of the earlier of the date you received confirmation of the transaction or five business days after it is mailed to you.

Your cancellation request has to be in writing, which can include email or letter. The amount returned will be the lesser of the amount of the premium being cancelled or the value of the applicable units acquired on the day we process your request. The amount returned only applies to the specific transaction and will include a refund of any sales charges or other fees you paid.

#### For more information

The *Fund Facts* may not contain all the information you need. Please read the contract and the information folder or you may contact us at:

The Canada Life Assurance Company

255 Dufferin Avenue

London, ON N6A 4K1

Web - [www.canadalife.com](http://www.canadalife.com)

Email - On our website, please go to the "Contact Us" section

Telephone - 1-888-252-1847



## 2025 Profile

**Quick facts:** Date fund available: May 14, 2012  
 Date fund created: December 4, 2006  
 Managed by: Canada Life Investment Management Ltd.

Total fund value: \$315,595,333  
 Portfolio turnover rate: 9.07%

Guarantee policy : Maturity / death benefit (%)	75 / 75			75 / 100			100 / 100		
	MER (%) <sup>1</sup>	NAV (\$) <sup>1</sup>	UOS <sup>1</sup>	MER (%) <sup>1</sup>	NAV (\$) <sup>1</sup>	UOS <sup>1</sup>	MER (%) <sup>1</sup>	NAV (\$) <sup>1</sup>	UOS <sup>1</sup>
Preferred series 2: FEL option <sup>1</sup>	--	--	--	--	--	--	--	--	--

The preferred series 2 does not have a MER as all fees and expenses are paid directly by you. See the section *Ongoing expenses* below for further details. The cost of owning this fund is set out in your fee agreement - see the *Fees and expenses* section of the information folder for more details and discuss with your financial security advisor.

<sup>1</sup> FEL - Front-end load  
 MER - Management expense ratio  
 NAV - Net asset value  
 UOS - Units outstanding

**Minimum investment**  
 •Non-registered, RRSP and TFSA policies: \$500 initial or pre-authorized chequing (PAC) of \$25  
 •RRIF policies: \$10,000 initial

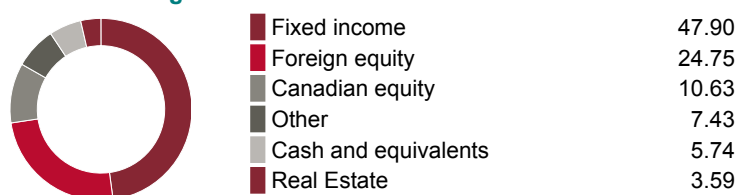
### What does the fund invest in?

This segregated fund, through investments in other funds, invests primarily in fixed-income securities and Canadian and foreign equities. The fund automatically evolves to a more conservative asset mix over time to match the policyowner's investment horizon.

#### Top 10 investments

	Assets %
Core Plus Bond (Mackenzie)	20.99
Canadian Core Bond	10.49
Canadian Corporate Bond	6.12
Mortgage	5.89
Foreign Equity	4.79
Unconstrained Fixed Income	3.75
Global Bond (Brandywine)	3.62
Real Estate	3.59
American Growth	3.52
Canadian Focused Dividend	3.23
<b>Total</b>	<b>65.99</b>
<b>Total investments:</b>	<b>26</b>

#### Investment segmentation



### Are there any guarantees?

This fund is being offered under an insurance contract. It comes with guarantees that may protect your investment if the markets go down. The insurance cost for the guarantee is included in the investment management fee. For details, please refer to the information folder and contract.

### Who is this fund for?

A person planning for retirement around 2025 and want exposure to multi-managers in one fund that evolves to a more conservative asset mix over time and are comfortable with low risk.

### Notes

Effective October 2023, this fund's risk rating has changed from "Low to moderate" to "Low". No other changes were made to the segregated fund.

### How has the fund performed?

This section tells you how the fund has performed over the past 10 years, prior to the deduction of fees for a policyowner who chose the 75/75 guarantee policy. This option does not deduct a MER but you pay fees that you agree to in your fee agreement directly. These fees reduce returns. See the *Ongoing expenses* section below for details.

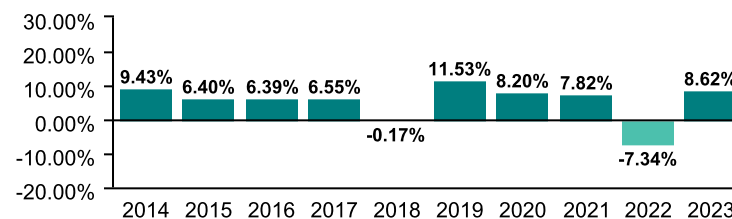
It's important to note that this doesn't tell you how the fund will perform in the future. Also, your actual return will depend on the guarantee policy you choose and your personal tax situation.

#### Average return

A person who invested \$1,000 in the fund on December 31, 2013 would have \$1,725.42 on December 31, 2023. This works out to an average of 5.61% a year.

#### Year-by-year returns (%)

This chart shows how the fund has performed in each of the past 10 years. In the past 10 years, the fund was up in value 8 years and down in value 2 years.



### How risky is it?

The risk rating for this fund is *Low*.



The value of your investments can go down. Please see the *Fund risks* section of the information folder for further details.

## 2025 Profile

### How much does it cost?

The following table shows the fees and expenses you could pay to invest in or redeem units of the fund.

#### 1. Sales charges

Sales charge option	What you pay	How it works
Preferred series 2 FEL option	Up to 2% of the amount you invest.	<ul style="list-style-type: none"> <li>You and your financial security advisor determine the rate.</li> <li>The fee is deducted from the amount you invest. It is paid as a commission.</li> </ul>

#### 2. Ongoing expenses

Normally the MER includes the investment management fee, operating expenses and the cost for the guarantee. These fees are normally deducted from the fund. The preferred series 2 FEL option is only available if you pay fees by redeeming units from your policy. The preferred series 2 fee agreement shows the fees you pay. These fees reduce the return you get on your investment. The advisory and management service fee is negotiable and the fee ranges between 0.50% and 1.25%.

Available additional guarantee options are subject to the following fees. You have to pay for these as set out below. For details about how the guarantees work, please see the applicable section of your information folder and contract.

Guarantee policy	Death benefit guarantee reset option (%)	Maturity guarantee reset option (%)
<b>Maturity / death benefit (%)</b>	<b>Additional costs</b>	
75 / 75	n/a	n/a
75 / 100	0.11	n/a
100 / 100	0.11	0.21

#### Trailing commission

No trailing commission.

#### 3. Other fees

You may have to pay other fees when you redeem or switch units of the fund.

Fee	What you pay
Short-term trading fee	Up to 2% of the value of units you redeem or switch within 90 days of investing in the fund.
Switch fee	You may make up to 12 free switches in each calendar year and after that you may be charged a fee.

### What if I change my mind?

You can change your mind and cancel the segregated fund policy, the initial pre-authorized chequing premium or any lump-sum premium you apply to the policy by telling us in writing within two business days of the earlier of the date you received confirmation of the transaction or five business days after it is mailed to you.

Your cancellation request has to be in writing, which can include email or letter. The amount returned will be the lesser of the amount of the premium being cancelled or the value of the applicable units acquired on the day we process your request. The amount returned only applies to the specific transaction and will include a refund of any sales charges or other fees you paid.

#### For more information

The *Fund Facts* may not contain all the information you need. Please read the contract and the information folder or you may contact us at:

The Canada Life Assurance Company  
 255 Dufferin Avenue  
 London, ON N6A 4K1

Web - [www.canadalife.com](http://www.canadalife.com)

Email - On our website, please go to the "Contact Us" section

Telephone - 1-888-252-1847

## 2030 Profile

**Quick facts:** Date fund available: May 14, 2012  
 Date fund created: December 4, 2006  
 Managed by: Canada Life Investment Management Ltd.

Total fund value: \$395,796,809  
 Portfolio turnover rate: 10.49%

Guarantee policy : Maturity / death benefit (%)	75 / 75			75 / 100			100 / 100		
	MER (%) <sup>1</sup>	NAV (\$) <sup>1</sup>	UOS <sup>1</sup>	MER (%) <sup>1</sup>	NAV (\$) <sup>1</sup>	UOS <sup>1</sup>	MER (%) <sup>1</sup>	NAV (\$) <sup>1</sup>	UOS <sup>1</sup>
Preferred series 2: FEL option <sup>1</sup>	--	--	--	--	--	--	--	--	--

The preferred series 2 does not have a MER as all fees and expenses are paid directly by you. See the section *Ongoing expenses* below for further details. The cost of owning this fund is set out in your fee agreement - see the *Fees and expenses* section of the information folder for more details and discuss with your financial security advisor.

<sup>1</sup> FEL - Front-end load  
 MER - Management expense ratio  
 NAV - Net asset value  
 UOS - Units outstanding

**Minimum investment**  
 •Non-registered, RRSP and TFSA policies: \$500 initial or pre-authorized chequing (PAC) of \$25  
 •RRIF policies: \$10,000 initial

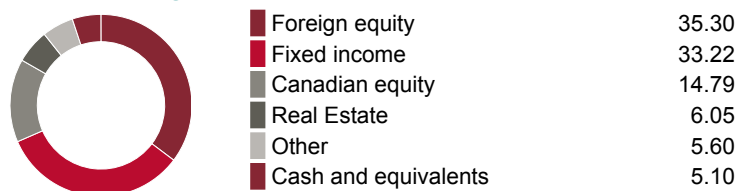
### What does the fund invest in?

This segregated fund, through investments in other funds, invests primarily in fixed-income securities and Canadian and foreign equities. The fund automatically evolves to a more conservative asset mix over time to match the policyowner's investment horizon.

#### Top 10 investments

	Assets %
Core Plus Bond (Mackenzie)	15.72
Canadian Core Bond	7.83
Real Estate	6.05
Global Bond (Brandywine)	5.71
U.S. Value Stock	5.61
Canadian Focused Dividend	4.24
Mortgage	4.15
American Growth	3.92
U.S. Growth	3.84
Canadian Value Equity	3.78
<b>Total</b>	<b>60.85</b>
<b>Total investments:</b>	<b>27</b>

#### Investment segmentation



### Are there any guarantees?

This fund is being offered under an insurance contract. It comes with guarantees that may protect your investment if the markets go down. The insurance cost for the guarantee is included in the investment management fee. For details, please refer to the information folder and contract.

### Who is this fund for?

A person planning for retirement around 2030 and want exposure to multi-managers in one fund that evolves to a more conservative asset mix over time and are comfortable with low to moderate risk.

### How has the fund performed?

This section tells you how the fund has performed over the past 10 years, prior to the deduction of fees for a policyowner who chose the 75/75 guarantee policy. This option does not deduct a MER but you pay fees that you agree to in your fee agreement directly. These fees reduce returns. See the *Ongoing expenses* section below for details.

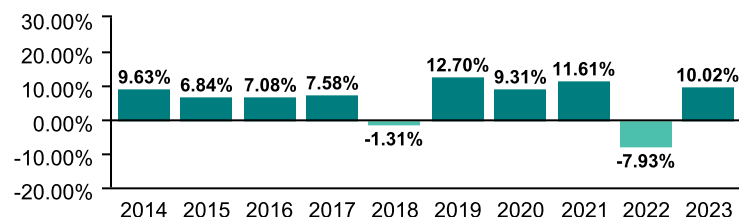
It's important to note that this doesn't tell you how the fund will perform in the future. Also, your actual return will depend on the guarantee policy you choose and your personal tax situation.

#### Average return

A person who invested \$1,000 in the fund on December 31, 2013 would have \$1,854.76 on December 31, 2023. This works out to an average of 6.37% a year.

#### Year-by-year returns (%)

This chart shows how the fund has performed in each of the past 10 years. In the past 10 years, the fund was up in value 8 years and down in value 2 years.



### How risky is it?

The risk rating for this fund is *Low to moderate*.



The value of your investments can go down. Please see the *Fund risks* section of the information folder for further details.

## 2030 Profile

### How much does it cost?

The following table shows the fees and expenses you could pay to invest in or redeem units of the fund.

#### 1. Sales charges

Sales charge option	What you pay	How it works
Preferred series 2 FEL option	Up to 2% of the amount you invest.	<ul style="list-style-type: none"> <li>You and your financial security advisor determine the rate.</li> <li>The fee is deducted from the amount you invest. It is paid as a commission.</li> </ul>

#### 2. Ongoing expenses

Normally the MER includes the investment management fee, operating expenses and the cost for the guarantee. These fees are normally deducted from the fund. The preferred series 2 FEL option is only available if you pay fees by redeeming units from your policy. The preferred series 2 fee agreement shows the fees you pay. These fees reduce the return you get on your investment. The advisory and management service fee is negotiable and the fee ranges between 0.50% and 1.25%.

Available additional guarantee options are subject to the following fees. You have to pay for these as set out below. For details about how the guarantees work, please see the applicable section of your information folder and contract.

Guarantee policy	Death benefit guarantee reset option (%)	Maturity guarantee reset option (%)
<b>Maturity / death benefit (%)</b>	<b>Additional costs</b>	
75 / 75	n/a	n/a
75 / 100	0.11	n/a
100 / 100	0.11	0.21

#### Trailing commission

No trailing commission.

#### 3. Other fees

You may have to pay other fees when you redeem or switch units of the fund.

Fee	What you pay
Short-term trading fee	Up to 2% of the value of units you redeem or switch within 90 days of investing in the fund.
Switch fee	You may make up to 12 free switches in each calendar year and after that you may be charged a fee.

### What if I change my mind?

You can change your mind and cancel the segregated fund policy, the initial pre-authorized chequing premium or any lump-sum premium you apply to the policy by telling us in writing within two business days of the earlier of the date you received confirmation of the transaction or five business days after it is mailed to you.

Your cancellation request has to be in writing, which can include email or letter. The amount returned will be the lesser of the amount of the premium being cancelled or the value of the applicable units acquired on the day we process your request. The amount returned only applies to the specific transaction and will include a refund of any sales charges or other fees you paid.

#### For more information

The *Fund Facts* may not contain all the information you need. Please read the contract and the information folder or you may contact us at:

The Canada Life Assurance Company  
 255 Dufferin Avenue  
 London, ON N6A 4K1

Web - [www.canadalife.com](http://www.canadalife.com)

Email - On our website, please go to the "Contact Us" section

Telephone - 1-888-252-1847

## 2035 Profile

**Quick facts:** Date fund available: May 14, 2012  
 Date fund created: December 4, 2006  
 Managed by: Canada Life Investment Management Ltd.

Total fund value: \$427,932,904  
 Portfolio turnover rate: 7.82%

Guarantee policy : Maturity / death benefit (%)	75 / 75			75 / 100			100 / 100		
	MER (%) <sup>1</sup>	NAV (\$) <sup>1</sup>	UOS <sup>1</sup>	MER (%) <sup>1</sup>	NAV (\$) <sup>1</sup>	UOS <sup>1</sup>	MER (%) <sup>1</sup>	NAV (\$) <sup>1</sup>	UOS <sup>1</sup>
Preferred series 2: FEL option <sup>1</sup>	--	--	--	--	25.57	7,618	--	--	--

The preferred series 2 does not have a MER as all fees and expenses are paid directly by you. See the section *Ongoing expenses* below for further details. The cost of owning this fund is set out in your fee agreement - see the *Fees and expenses* section of the information folder for more details and discuss with your financial security advisor.

<sup>1</sup> FEL - Front-end load  
 MER - Management expense ratio  
 NAV - Net asset value  
 UOS - Units outstanding

**Minimum investment**

•Non-registered, RRSP and TFSA policies: \$500 initial or pre-authorized chequing (PAC) of \$25  
 •RRIF policies: \$10,000 initial

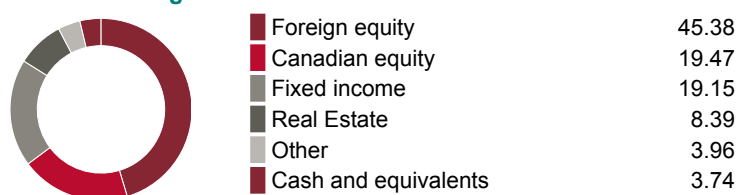
### What does the fund invest in?

This segregated fund, through investments in other funds, invests primarily in fixed-income securities and Canadian and foreign equities. The fund automatically evolves to a more conservative asset mix over time to match the policyowner's investment horizon.

#### Top 10 investments

	Assets %
Core Plus Bond (Mackenzie)	11.03
Real Estate	8.39
U.S. Value Stock	6.58
U.S. Growth	5.73
American Growth	5.57
Canadian Core Bond	5.44
Canadian Growth	4.72
Canadian Equity	4.68
International Opportunity (JPMorgan)	4.67
International Equity (Setanta)	4.05
<b>Total</b>	<b>60.86</b>
<b>Total investments:</b>	<b>27</b>

#### Investment segmentation



### Are there any guarantees?

This fund is being offered under an insurance contract. It comes with guarantees that may protect your investment if the markets go down. The insurance cost for the guarantee is included in the investment management fee. For details, please refer to the information folder and contract.

### Who is this fund for?

A person planning for retirement around 2035 and want exposure to multi-managers in one fund that evolves to a more conservative asset mix over time and are comfortable with low to moderate risk.

### How has the fund performed?

This section tells you how the fund has performed over the past 10 years, prior to the deduction of fees for a policyowner who chose the 75/75 guarantee policy. This option does not deduct a MER but you pay fees that you agree to in your fee agreement directly. These fees reduce returns. See the *Ongoing expenses* section below for details.

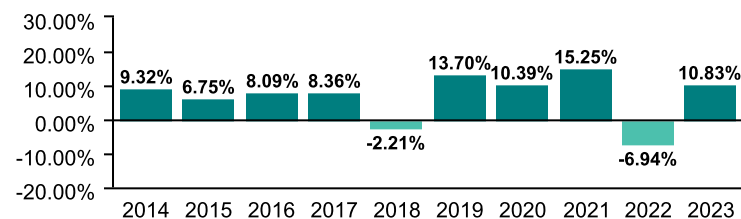
It's important to note that this doesn't tell you how the fund will perform in the future. Also, your actual return will depend on the guarantee policy you choose and your personal tax situation.

#### Average return

A person who invested \$1,000 in the fund on December 31, 2013 would have \$1,994.32 on December 31, 2023. This works out to an average of 7.15% a year.

#### Year-by-year returns (%)

This chart shows how the fund has performed in each of the past 10 years. In the past 10 years, the fund was up in value 8 years and down in value 2 years.



### How risky is it?

The risk rating for this fund is *Low to moderate*.



The value of your investments can go down. Please see the *Fund risks* section of the information folder for further details.

## 2035 Profile

### How much does it cost?

The following table shows the fees and expenses you could pay to invest in or redeem units of the fund.

#### 1. Sales charges

Sales charge option	What you pay	How it works
Preferred series 2 FEL option	Up to 2% of the amount you invest.	<ul style="list-style-type: none"> <li>You and your financial security advisor determine the rate.</li> <li>The fee is deducted from the amount you invest. It is paid as a commission.</li> </ul>

#### 2. Ongoing expenses

Normally the MER includes the investment management fee, operating expenses and the cost for the guarantee. These fees are normally deducted from the fund. The preferred series 2 FEL option is only available if you pay fees by redeeming units from your policy. The preferred series 2 fee agreement shows the fees you pay. These fees reduce the return you get on your investment. The advisory and management service fee is negotiable and the fee ranges between 0.50% and 1.25%.

Available additional guarantee options are subject to the following fees. You have to pay for these as set out below. For details about how the guarantees work, please see the applicable section of your information folder and contract.

Guarantee policy	Death benefit guarantee reset option (%)	Maturity guarantee reset option (%)
<b>Maturity / death benefit (%)</b>	<b>Additional costs</b>	
75 / 75	n/a	n/a
75 / 100	0.11	n/a
100 / 100	0.11	0.21

#### Trailing commission

No trailing commission.

#### 3. Other fees

You may have to pay other fees when you redeem or switch units of the fund.

Fee	What you pay
Short-term trading fee	Up to 2% of the value of units you redeem or switch within 90 days of investing in the fund.
Switch fee	You may make up to 12 free switches in each calendar year and after that you may be charged a fee.

### What if I change my mind?

You can change your mind and cancel the segregated fund policy, the initial pre-authorized chequing premium or any lump-sum premium you apply to the policy by telling us in writing within two business days of the earlier of the date you received confirmation of the transaction or five business days after it is mailed to you.

Your cancellation request has to be in writing, which can include email or letter. The amount returned will be the lesser of the amount of the premium being cancelled or the value of the applicable units acquired on the day we process your request. The amount returned only applies to the specific transaction and will include a refund of any sales charges or other fees you paid.

#### For more information

The *Fund Facts* may not contain all the information you need. Please read the contract and the information folder or you may contact us at:

The Canada Life Assurance Company  
 255 Dufferin Avenue  
 London, ON N6A 4K1

Web - [www.canadalife.com](http://www.canadalife.com)

Email - On our website, please go to the "Contact Us" section

Telephone - 1-888-252-1847

## 2040 Profile

**Quick facts:** Date fund available: May 14, 2012  
 Date fund created: December 4, 2006  
 Managed by: Canada Life Investment Management Ltd.

Total fund value: \$411,360,843  
 Portfolio turnover rate: 6.89%

Guarantee policy : Maturity / death benefit (%)	75 / 75			75 / 100			100 / 100		
	MER (%) <sup>1</sup>	NAV (\$) <sup>1</sup>	UOS <sup>1</sup>	MER (%) <sup>1</sup>	NAV (\$) <sup>1</sup>	UOS <sup>1</sup>	MER (%) <sup>1</sup>	NAV (\$) <sup>1</sup>	UOS <sup>1</sup>
Preferred series 2: FEL option <sup>1</sup>	--	--	--	--	--	--	--	--	--

The preferred series 2 does not have a MER as all fees and expenses are paid directly by you. See the section *Ongoing expenses* below for further details. The cost of owning this fund is set out in your fee agreement - see the *Fees and expenses* section of the information folder for more details and discuss with your financial security advisor.

<sup>1</sup> FEL - Front-end load  
 MER - Management expense ratio  
 NAV - Net asset value  
 UOS - Units outstanding

**Minimum investment**  
 •Non-registered, RRSP and TFSA policies: \$500 initial or pre-authorized chequing (PAC) of \$25  
 •RRIF policies: \$10,000 initial

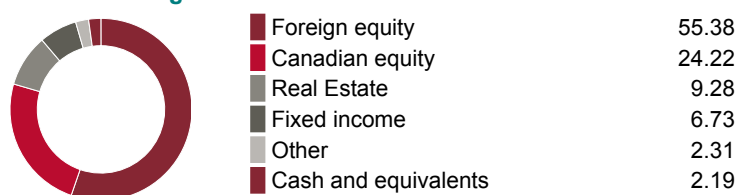
### What does the fund invest in?

This segregated fund, through investments in other funds, invests primarily in fixed-income securities and Canadian and foreign equities. The fund automatically evolves to a more conservative asset mix over time to match the policyowner's investment horizon.

#### Top 10 investments

	Assets %
Real Estate	9.28
American Growth	7.76
U.S. Value Stock	7.51
U.S. Growth	7.47
Canadian Growth	6.89
Canadian Equity	6.85
International Opportunity (JPMorgan)	6.31
International Equity (Setanta)	5.00
Global Small Cap (Mackenzie)	4.52
Emerging Markets (Mackenzie)	4.09
<b>Total</b>	<b>65.68</b>
<b>Total investments:</b>	<b>25</b>

#### Investment segmentation



### Are there any guarantees?

This fund is being offered under an insurance contract. It comes with guarantees that may protect your investment if the markets go down. The insurance cost for the guarantee is included in the investment management fee. For details, please refer to the information folder and contract.

### Who is this fund for?

A person planning for retirement around 2040 and want exposure to multi-managers in one fund that evolves to a more conservative asset mix over time and are comfortable with low to moderate risk.

### Notes

Effective October 2023, this fund's risk rating has changed from "Moderate" to "Low to moderate". No other changes were made to the segregated fund.

### How has the fund performed?

This section tells you how the fund has performed over the past 10 years, prior to the deduction of fees for a policyowner who chose the 75/75 guarantee policy. This option does not deduct a MER but you pay fees that you agree to in your fee agreement directly. These fees reduce returns. See the *Ongoing expenses* section below for details.

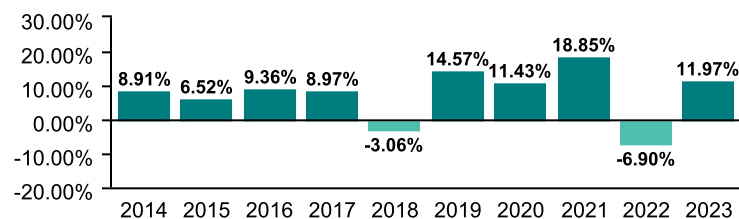
It's important to note that this doesn't tell you how the fund will perform in the future. Also, your actual return will depend on the guarantee policy you choose and your personal tax situation.

#### Average return

A person who invested \$1,000 in the fund on December 31, 2013 would have \$2,120.01 on December 31, 2023. This works out to an average of 7.80% a year.

#### Year-by-year returns (%)

This chart shows how the fund has performed in each of the past 10 years. In the past 10 years, the fund was up in value 8 years and down in value 2 years.



### How risky is it?

The risk rating for this fund is *Low to moderate*.



The value of your investments can go down. Please see the *Fund risks* section of the information folder for further details.

## 2040 Profile

### How much does it cost?

The following table shows the fees and expenses you could pay to invest in or redeem units of the fund.

#### 1. Sales charges

Sales charge option	What you pay	How it works
Preferred series 2 FEL option	Up to 2% of the amount you invest.	<ul style="list-style-type: none"> <li>You and your financial security advisor determine the rate.</li> <li>The fee is deducted from the amount you invest. It is paid as a commission.</li> </ul>

#### 2. Ongoing expenses

Normally the MER includes the investment management fee, operating expenses and the cost for the guarantee. These fees are normally deducted from the fund. The preferred series 2 FEL option is only available if you pay fees by redeeming units from your policy. The preferred series 2 fee agreement shows the fees you pay. These fees reduce the return you get on your investment. The advisory and management service fee is negotiable and the fee ranges between 0.50% and 1.25%.

Available additional guarantee options are subject to the following fees. You have to pay for these as set out below. For details about how the guarantees work, please see the applicable section of your information folder and contract.

Guarantee policy	Death benefit guarantee reset option (%)	Maturity guarantee reset option (%)
<b>Maturity / death benefit (%)</b>	<b>Additional costs</b>	
75 / 75	n/a	n/a
75 / 100	0.16	n/a
100 / 100	0.16	0.21

#### Trailing commission

No trailing commission.

#### 3. Other fees

You may have to pay other fees when you redeem or switch units of the fund.

Fee	What you pay
Short-term trading fee	Up to 2% of the value of units you redeem or switch within 90 days of investing in the fund.
Switch fee	You may make up to 12 free switches in each calendar year and after that you may be charged a fee.

### What if I change my mind?

You can change your mind and cancel the segregated fund policy, the initial pre-authorized chequing premium or any lump-sum premium you apply to the policy by telling us in writing within two business days of the earlier of the date you received confirmation of the transaction or five business days after it is mailed to you.

Your cancellation request has to be in writing, which can include email or letter. The amount returned will be the lesser of the amount of the premium being cancelled or the value of the applicable units acquired on the day we process your request. The amount returned only applies to the specific transaction and will include a refund of any sales charges or other fees you paid.

#### For more information

The *Fund Facts* may not contain all the information you need. Please read the contract and the information folder or you may contact us at:

The Canada Life Assurance Company  
 255 Dufferin Avenue  
 London, ON N6A 4K1

Web - [www.canadalife.com](http://www.canadalife.com)

Email - On our website, please go to the "Contact Us" section

Telephone - 1-888-252-1847



## 2045 Profile

**Quick facts:** Date fund available: May 14, 2012  
 Date fund created: December 4, 2006  
 Managed by: Canada Life Investment Management Ltd.

Total fund value: \$410,473,438  
 Portfolio turnover rate: 2.57%

Guarantee policy : Maturity / death benefit (%)	75 / 75			75 / 100			100 / 100		
	MER (%) <sup>1</sup>	NAV (\$) <sup>1</sup>	UOS <sup>1</sup>	MER (%) <sup>1</sup>	NAV (\$) <sup>1</sup>	UOS <sup>1</sup>	MER (%) <sup>1</sup>	NAV (\$) <sup>1</sup>	UOS <sup>1</sup>
Preferred series 2: FEL option <sup>1</sup>	--	--	--	--	--	--	--	--	--

The preferred series 2 does not have a MER as all fees and expenses are paid directly by you. See the section *Ongoing expenses* below for further details. The cost of owning this fund is set out in your fee agreement - see the *Fees and expenses* section of the information folder for more details and discuss with your financial security advisor.

<sup>1</sup> FEL - Front-end load  
 MER - Management expense ratio  
 NAV - Net asset value  
 UOS - Units outstanding

**Minimum investment**  
 •Non-registered, RRSP and TFSA policies: \$500 initial or pre-authorized chequing (PAC) of \$25  
 •RRIF policies: \$10,000 initial

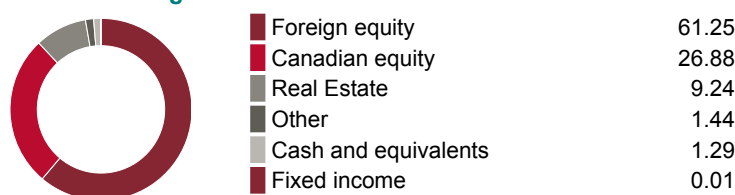
### What does the fund invest in?

This segregated fund, through investments in other funds, invests primarily in fixed-income securities and Canadian and foreign equities. The fund automatically evolves to a more conservative asset mix over time to match the policyowner's investment horizon.

#### Top 10 investments

	Assets %
Real Estate	9.24
American Growth	9.03
U.S. Growth	8.39
U.S. Value Stock	8.28
Canadian Equity	7.79
Canadian Growth	7.79
International Opportunity (JPMorgan)	7.17
International Equity (Setanta)	5.60
Global Small Cap (Mackenzie)	5.08
Canadian Small-Mid Cap	5.04
<b>Total</b>	<b>73.41</b>
<b>Total investments:</b>	<b>19</b>

#### Investment segmentation



### Are there any guarantees?

This fund is being offered under an insurance contract. It comes with guarantees that may protect your investment if the markets go down. The insurance cost for the guarantee is included in the investment management fee. For details, please refer to the information folder and contract.

### Who is this fund for?

A person planning for retirement around 2045 and want exposure to multi-managers in one fund that evolves to a more conservative asset mix over time and are comfortable with moderate risk.

### How has the fund performed?

This section tells you how the fund has performed over the past 10 years, prior to the deduction of fees for a policyowner who chose the 75/75 guarantee policy. This option does not deduct a MER but you pay fees that you agree to in your fee agreement directly. These fees reduce returns. See the *Ongoing expenses* section below for details.

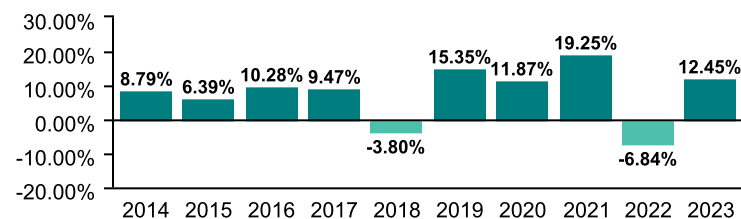
It's important to note that this doesn't tell you how the fund will perform in the future. Also, your actual return will depend on the guarantee policy you choose and your personal tax situation.

#### Average return

A person who invested \$1,000 in the fund on December 31, 2013 would have \$2,166.93 on December 31, 2023. This works out to an average of 8.04% a year.

#### Year-by-year returns (%)

This chart shows how the fund has performed in each of the past 10 years. In the past 10 years, the fund was up in value 8 years and down in value 2 years.



### How risky is it?

The risk rating for this fund is *Moderate*.



The value of your investments can go down. Please see the *Fund risks* section of the information folder for further details.

## 2045 Profile

### How much does it cost?

The following table shows the fees and expenses you could pay to invest in or redeem units of the fund.

#### 1. Sales charges

Sales charge option	What you pay	How it works
Preferred series 2 FEL option	Up to 2% of the amount you invest.	<ul style="list-style-type: none"> <li>You and your financial security advisor determine the rate.</li> <li>The fee is deducted from the amount you invest. It is paid as a commission.</li> </ul>

#### 2. Ongoing expenses

Normally the MER includes the investment management fee, operating expenses and the cost for the guarantee. These fees are normally deducted from the fund. The preferred series 2 FEL option is only available if you pay fees by redeeming units from your policy. The preferred series 2 fee agreement shows the fees you pay. These fees reduce the return you get on your investment. The advisory and management service fee is negotiable and the fee ranges between 0.50% and 1.25%.

Available additional guarantee options are subject to the following fees. You have to pay for these as set out below. For details about how the guarantees work, please see the applicable section of your information folder and contract.

Guarantee policy	Death benefit guarantee reset option (%)	Maturity guarantee reset option (%)
<b>Maturity / death benefit (%)</b>	<b>Additional costs</b>	
75 / 75	n/a	n/a
75 / 100	0.16	n/a
100 / 100	0.16	0.21

#### Trailing commission

No trailing commission.

#### 3. Other fees

You may have to pay other fees when you redeem or switch units of the fund.

Fee	What you pay
Short-term trading fee	Up to 2% of the value of units you redeem or switch within 90 days of investing in the fund.
Switch fee	You may make up to 12 free switches in each calendar year and after that you may be charged a fee.

### What if I change my mind?

You can change your mind and cancel the segregated fund policy, the initial pre-authorized chequing premium or any lump-sum premium you apply to the policy by telling us in writing within two business days of the earlier of the date you received confirmation of the transaction or five business days after it is mailed to you.

Your cancellation request has to be in writing, which can include email or letter. The amount returned will be the lesser of the amount of the premium being cancelled or the value of the applicable units acquired on the day we process your request. The amount returned only applies to the specific transaction and will include a refund of any sales charges or other fees you paid.

#### For more information

The *Fund Facts* may not contain all the information you need. Please read the contract and the information folder or you may contact us at:

The Canada Life Assurance Company  
 255 Dufferin Avenue  
 London, ON N6A 4K1

Web - [www.canadalife.com](http://www.canadalife.com)

Email - On our website, please go to the "Contact Us" section

Telephone - 1-888-252-1847

## 2050 Profile

**Quick facts:** Date fund available: May 14, 2012  
 Date fund created: December 4, 2006  
 Managed by: Canada Life Investment Management Ltd.

Total fund value: \$393,181,046  
 Portfolio turnover rate: 2.31%

Guarantee policy : Maturity / death benefit (%)	75 / 75			75 / 100			100 / 100		
	MER (%) <sup>1</sup>	NAV (\$) <sup>1</sup>	UOS <sup>1</sup>	MER (%) <sup>1</sup>	NAV (\$) <sup>1</sup>	UOS <sup>1</sup>	MER (%) <sup>1</sup>	NAV (\$) <sup>1</sup>	UOS <sup>1</sup>
Preferred series 2: FEL option <sup>1</sup>	--	--	--	--	--	--	--	--	--

The preferred series 2 does not have a MER as all fees and expenses are paid directly by you. See the section *Ongoing expenses* below for further details. The cost of owning this fund is set out in your fee agreement - see the *Fees and expenses* section of the information folder for more details and discuss with your financial security advisor.

<sup>1</sup> FEL - Front-end load  
 MER - Management expense ratio  
 NAV - Net asset value  
 UOS - Units outstanding

**Minimum investment**

•Non-registered, RRSP and TFSA policies: \$500 initial or pre-authorized chequing (PAC) of \$25  
 •RRIF policies: \$10,000 initial

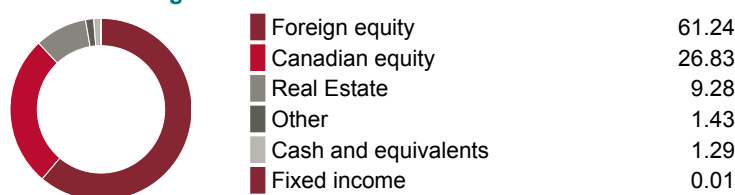
### What does the fund invest in?

This segregated fund, through investments in other funds, invests primarily in fixed-income securities and Canadian and foreign equities. The fund automatically evolves to a more conservative asset mix over time to match the policyowner's investment horizon.

#### Top 10 investments

	Assets %
Real Estate	9.28
American Growth	9.02
U.S. Growth	8.42
U.S. Value Stock	8.25
Canadian Equity	7.78
Canadian Growth	7.77
International Opportunity (JPMorgan)	7.18
International Equity (Setanta)	5.60
Global Small Cap (Mackenzie)	5.08
Canadian Small-Mid Cap	5.04
<b>Total</b>	<b>73.42</b>
<b>Total investments:</b>	<b>19</b>

#### Investment segmentation



### Are there any guarantees?

This fund is being offered under an insurance contract. It comes with guarantees that may protect your investment if the markets go down. The insurance cost for the guarantee is included in the investment management fee. For details, please refer to the information folder and contract.

### Who is this fund for?

A person planning for retirement around 2050 and want exposure to multi-managers in one fund that evolves to a more conservative asset mix over time and are comfortable with moderate risk.

### How has the fund performed?

This section tells you how the fund has performed over the past 10 years, prior to the deduction of fees for a policyowner who chose the 75/75 guarantee policy. This option does not deduct a MER but you pay fees that you agree to in your fee agreement directly. These fees reduce returns. See the *Ongoing expenses* section below for details.

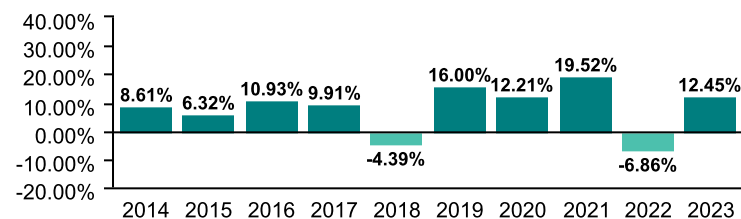
It's important to note that this doesn't tell you how the fund will perform in the future. Also, your actual return will depend on the guarantee policy you choose and your personal tax situation.

#### Average return

A person who invested \$1,000 in the fund on December 31, 2013 would have \$2,193.10 on December 31, 2023. This works out to an average of 8.17% a year.

#### Year-by-year returns (%)

This chart shows how the fund has performed in each of the past 10 years. In the past 10 years, the fund was up in value 8 years and down in value 2 years.



### How risky is it?

The risk rating for this fund is *Moderate*.



The value of your investments can go down. Please see the *Fund risks* section of the information folder for further details.

## 2050 Profile

### How much does it cost?

The following table shows the fees and expenses you could pay to invest in or redeem units of the fund.

#### 1. Sales charges

Sales charge option	What you pay	How it works
Preferred series 2 FEL option	Up to 2% of the amount you invest.	<ul style="list-style-type: none"> <li>You and your financial security advisor determine the rate.</li> <li>The fee is deducted from the amount you invest. It is paid as a commission.</li> </ul>

#### 2. Ongoing expenses

Normally the MER includes the investment management fee, operating expenses and the cost for the guarantee. These fees are normally deducted from the fund. The preferred series 2 FEL option is only available if you pay fees by redeeming units from your policy. The preferred series 2 fee agreement shows the fees you pay. These fees reduce the return you get on your investment. The advisory and management service fee is negotiable and the fee ranges between 0.50% and 1.25%.

Available additional guarantee options are subject to the following fees. You have to pay for these as set out below. For details about how the guarantees work, please see the applicable section of your information folder and contract.

Guarantee policy	Death benefit guarantee reset option (%)	Maturity guarantee reset option (%)
<b>Maturity / death benefit (%)</b>	<b>Additional costs</b>	
75 / 75	n/a	n/a
75 / 100	0.16	n/a
100 / 100	0.16	0.21

#### Trailing commission

No trailing commission.

#### 3. Other fees

You may have to pay other fees when you redeem or switch units of the fund.

Fee	What you pay
Short-term trading fee	Up to 2% of the value of units you redeem or switch within 90 days of investing in the fund.
Switch fee	You may make up to 12 free switches in each calendar year and after that you may be charged a fee.

### What if I change my mind?

You can change your mind and cancel the segregated fund policy, the initial pre-authorized chequing premium or any lump-sum premium you apply to the policy by telling us in writing within two business days of the earlier of the date you received confirmation of the transaction or five business days after it is mailed to you.

Your cancellation request has to be in writing, which can include email or letter. The amount returned will be the lesser of the amount of the premium being cancelled or the value of the applicable units acquired on the day we process your request. The amount returned only applies to the specific transaction and will include a refund of any sales charges or other fees you paid.

#### For more information

The *Fund Facts* may not contain all the information you need. Please read the contract and the information folder or you may contact us at:

The Canada Life Assurance Company  
 255 Dufferin Avenue  
 London, ON N6A 4K1

Web - [www.canadalife.com](http://www.canadalife.com)

Email - On our website, please go to the "Contact Us" section

Telephone - 1-888-252-1847

# Core Conservative Growth

**Quick facts:** Date fund available: May 14, 2012  
 Date fund created: October 5, 2009  
 Managed by: Canada Life Investment Management Ltd.

Total fund value: \$71,904,407  
 Portfolio turnover rate: 0.29%

Guarantee policy : Maturity / death benefit (%)	75 / 75			75 / 100			100 / 100		
	MER (%) <sup>1</sup>	NAV (\$) <sup>1</sup>	UOS <sup>1</sup>	MER (%) <sup>1</sup>	NAV (\$) <sup>1</sup>	UOS <sup>1</sup>	MER (%) <sup>1</sup>	NAV (\$) <sup>1</sup>	UOS <sup>1</sup>
Preferred series 2: FEL option <sup>1</sup>	--	17.95	9,973	--	17.95	66,346	--	--	--

The preferred series 2 does not have a MER as all fees and expenses are paid directly by you. See the section *Ongoing expenses* below for further details. The cost of owning this fund is set out in your fee agreement - see the *Fees and expenses* section of the information folder for more details and discuss with your financial security advisor.

<sup>1</sup> FEL - Front-end load  
 MER - Management expense ratio  
 NAV - Net asset value  
 UOS - Units outstanding

**Minimum investment**  
 •Non-registered, RRSP and TFSA policies: \$500 initial or pre-authorized chequing (PAC) of \$25  
 •RRIF policies: \$10,000 initial

## What does the fund invest in?

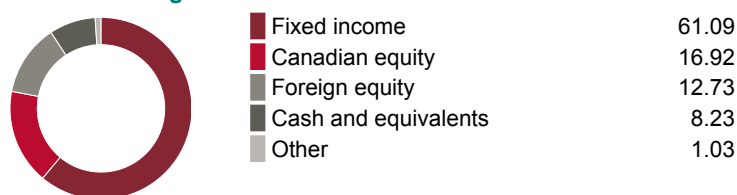
This segregated fund, through investments in other funds, invests primarily in fixed-income securities and Canadian and foreign equities. It targets an asset mix of 70 per cent fixed income and 30 per cent equities.

### Top 10 investments

	Assets %
Canadian Core Bond	70.05
Canadian Focused Dividend	9.02
Canadian Large Cap Equity Index (Mackenzie)	4.51
Canadian Equity (Mackenzie)	4.51
International Equity (Putnam)	2.99
Global All Cap Equity	2.98
U.S. Equity Index (Mackenzie)	2.98
U.S. Value Stock	1.50
U.S. Equity (Mackenzie)	1.46
<b>Total</b>	<b>100.00</b>

**Total investments:** 9

### Investment segmentation



## Are there any guarantees?

This fund is being offered under an insurance contract. It comes with guarantees that may protect your investment if the markets go down. The insurance cost for the guarantee is included in the investment management fee. For details, please refer to the information folder and contract.

## Who is this fund for?

A person who is investing for the medium to longer term, wants exposure to multi-managers in one fund with a target of no more than 30 per cent invested in equities and is comfortable with low to moderate risk.

## How has the fund performed?

This section tells you how the fund has performed over the past 10 years, prior to the deduction of fees for a policyowner who chose the 75/75 guarantee policy. This option does not deduct a MER but you pay fees that you agree to in your fee agreement directly. These fees reduce returns. See the *Ongoing expenses* section below for details.

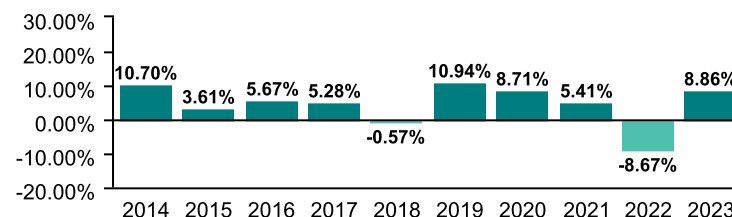
It's important to note that this doesn't tell you how the fund will perform in the future. Also, your actual return will depend on the guarantee policy you choose and your personal tax situation.

### Average return

A person who invested \$1,000 in the fund on December 31, 2013 would have \$1,603.48 on December 31, 2023. This works out to an average of 4.83% a year.

### Year-by-year returns (%)

This chart shows how the fund has performed in each of the past 10 years. In the past 10 years, the fund was up in value 8 years and down in value 2 years.



## How risky is it?

The risk rating for this fund is *Low to moderate*.



The value of your investments can go down. Please see the *Fund risks* section of the information folder for further details.

## Core Conservative Growth

### How much does it cost?

The following table shows the fees and expenses you could pay to invest in or redeem units of the fund.

#### 1. Sales charges

Sales charge option	What you pay	How it works
Preferred series 2 FEL option	Up to 2% of the amount you invest.	<ul style="list-style-type: none"> <li>You and your financial security advisor determine the rate.</li> <li>The fee is deducted from the amount you invest. It is paid as a commission.</li> </ul>

#### 2. Ongoing expenses

Normally the MER includes the investment management fee, operating expenses and the cost for the guarantee. These fees are normally deducted from the fund. The preferred series 2 FEL option is only available if you pay fees by redeeming units from your policy. The preferred series 2 fee agreement shows the fees you pay. These fees reduce the return you get on your investment. The advisory and management service fee is negotiable and the fee ranges between 0.50% and 1.25%.

Available additional guarantee options are subject to the following fees. You have to pay for these as set out below. For details about how the guarantees work, please see the applicable section of your information folder and contract.

Guarantee policy	Death benefit guarantee reset option (%)	Maturity guarantee reset option (%)
<b>Maturity / death benefit (%)</b>	<b>Additional costs</b>	
75 / 75	n/a	n/a
75 / 100	0.11	n/a
100 / 100	0.11	0.11

#### Trailing commission

No trailing commission.

#### 3. Other fees

You may have to pay other fees when you redeem or switch units of the fund.

Fee	What you pay
Short-term trading fee	Up to 2% of the value of units you redeem or switch within 90 days of investing in the fund.
Switch fee	You may make up to 12 free switches in each calendar year and after that you may be charged a fee.

### What if I change my mind?

You can change your mind and cancel the segregated fund policy, the initial pre-authorized chequing premium or any lump-sum premium you apply to the policy by telling us in writing within two business days of the earlier of the date you received confirmation of the transaction or five business days after it is mailed to you.

Your cancellation request has to be in writing, which can include email or letter. The amount returned will be the lesser of the amount of the premium being cancelled or the value of the applicable units acquired on the day we process your request. The amount returned only applies to the specific transaction and will include a refund of any sales charges or other fees you paid.

#### For more information

The *Fund Facts* may not contain all the information you need. Please read the contract and the information folder or you may contact us at:

The Canada Life Assurance Company  
 255 Dufferin Avenue  
 London, ON N6A 4K1

Web - [www.canadalife.com](http://www.canadalife.com)

Email - On our website, please go to the "Contact Us" section

Telephone - 1-888-252-1847

# Franklin Templeton Moderate Income

**Quick facts:** Date fund available: May 14, 2012  
 Date fund created: October 5, 2009  
 Managed by: Canada Life Investment Management Ltd.

Total fund value: \$21,997,274  
 Portfolio turnover rate: 1.48%

Guarantee policy : Maturity / death benefit (%)	75 / 75			75 / 100			100 / 100		
	MER (%) <sup>1</sup>	NAV (\$) <sup>1</sup>	UOS <sup>1</sup>	MER (%) <sup>1</sup>	NAV (\$) <sup>1</sup>	UOS <sup>1</sup>	MER (%) <sup>1</sup>	NAV (\$) <sup>1</sup>	UOS <sup>1</sup>
Preferred series 2: FEL option <sup>1</sup>	--	19.08	155,562	--	19.08	30,858	--	--	--

The preferred series 2 does not have a MER as all fees and expenses are paid directly by you. See the section *Ongoing expenses* below for further details. The cost of owning this fund is set out in your fee agreement - see the *Fees and expenses* section of the information folder for more details and discuss with your financial security advisor.

<sup>1</sup> FEL - Front-end load  
 MER - Management expense ratio  
 NAV - Net asset value  
 UOS - Units outstanding

**Minimum investment**  
 •Non-registered, RRSP and TFSA policies: \$500 initial or pre-authorized chequing (PAC) of \$25  
 •RRIF policies: \$10,000 initial

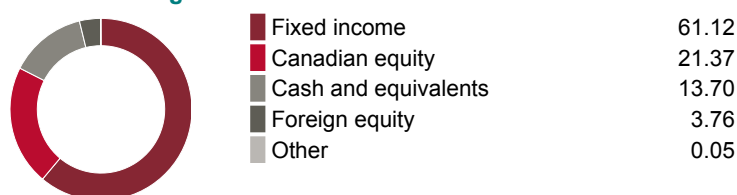
## What does the fund invest in?

This segregated fund, through investments in other funds, invests primarily in fixed-income securities and Canadian and foreign equities. It targets an asset mix of 65 per cent fixed income and 35 per cent equities.

### Top 10 investments

	Assets %
Fixed Income (Franklin Templeton)	64.98
Canadian Equity (Bissett)	15.77
Global Equity (Franklin Templeton)	10.50
Canadian Large Cap Equity Index (Mackenzie)	5.25
U.S. Equity Index (Mackenzie)	3.50
<b>Total</b>	<b>100.00</b>
<b>Total investments:</b>	<b>5</b>

### Investment segmentation



## Are there any guarantees?

This fund is being offered under an insurance contract. It comes with guarantees that may protect your investment if the markets go down. The insurance cost for the guarantee is included in the investment management fee. For details, please refer to the information folder and contract.

## Who is this fund for?

A person who is investing for the medium to longer term, wants fixed income and equity funds in one fund, with a target of no more than 35 per cent invested in equities and is comfortable with low to moderate risk.

## How has the fund performed?

This section tells you how the fund has performed over the past 10 years, prior to the deduction of fees for a policyowner who chose the 75/75 guarantee policy. This option does not deduct a MER but you pay fees that you agree to in your fee agreement directly. These fees reduce returns. See the *Ongoing expenses* section below for details.

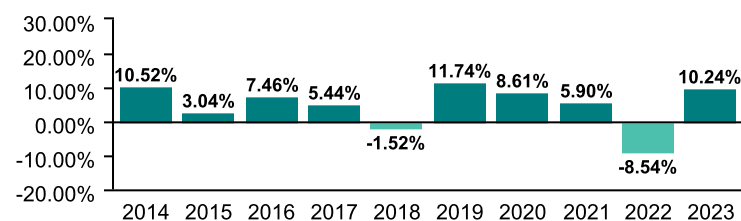
It's important to note that this doesn't tell you how the fund will perform in the future. Also, your actual return will depend on the guarantee policy you choose and your personal tax situation.

### Average return

A person who invested \$1,000 in the fund on December 31, 2013 would have \$1,646.45 on December 31, 2023. This works out to an average of 5.11% a year.

### Year-by-year returns (%)

This chart shows how the fund has performed in each of the past 10 years. In the past 10 years, the fund was up in value 8 years and down in value 2 years.



## How risky is it?

The risk rating for this fund is *Low to moderate*.



The value of your investments can go down. Please see the *Fund risks* section of the information folder for further details.

## Franklin Templeton Moderate Income

### How much does it cost?

The following table shows the fees and expenses you could pay to invest in or redeem units of the fund.

#### 1. Sales charges

Sales charge option	What you pay	How it works
Preferred series 2 FEL option	Up to 2% of the amount you invest.	<ul style="list-style-type: none"> <li>You and your financial security advisor determine the rate.</li> <li>The fee is deducted from the amount you invest. It is paid as a commission.</li> </ul>

#### 2. Ongoing expenses

Normally the MER includes the investment management fee, operating expenses and the cost for the guarantee. These fees are normally deducted from the fund. The preferred series 2 FEL option is only available if you pay fees by redeeming units from your policy. The preferred series 2 fee agreement shows the fees you pay. These fees reduce the return you get on your investment. The advisory and management service fee is negotiable and the fee ranges between 0.50% and 1.25%.

Available additional guarantee options are subject to the following fees. You have to pay for these as set out below. For details about how the guarantees work, please see the applicable section of your information folder and contract.

Guarantee policy	Death benefit guarantee reset option (%)	Maturity guarantee reset option (%)
<b>Maturity / death benefit (%)</b>	<b>Additional costs</b>	
75 / 75	n/a	n/a
75 / 100	0.11	n/a
100 / 100	0.11	0.11

#### Trailing commission

No trailing commission.

#### 3. Other fees

You may have to pay other fees when you redeem or switch units of the fund.

Fee	What you pay
Short-term trading fee	Up to 2% of the value of units you redeem or switch within 90 days of investing in the fund.
Switch fee	You may make up to 12 free switches in each calendar year and after that you may be charged a fee.

### What if I change my mind?

You can change your mind and cancel the segregated fund policy, the initial pre-authorized chequing premium or any lump-sum premium you apply to the policy by telling us in writing within two business days of the earlier of the date you received confirmation of the transaction or five business days after it is mailed to you.

Your cancellation request has to be in writing, which can include email or letter. The amount returned will be the lesser of the amount of the premium being cancelled or the value of the applicable units acquired on the day we process your request. The amount returned only applies to the specific transaction and will include a refund of any sales charges or other fees you paid.

#### For more information

The *Fund Facts* may not contain all the information you need. Please read the contract and the information folder or you may contact us at:

The Canada Life Assurance Company  
 255 Dufferin Avenue  
 London, ON N6A 4K1

Web - [www.canadalife.com](http://www.canadalife.com)

Email - On our website, please go to the "Contact Us" section

Telephone - 1-888-252-1847



# Mackenzie Moderate Income

**Quick facts:** Date fund available: May 14, 2012  
 Date fund created: October 5, 2009  
 Managed by: Canada Life Investment Management Ltd.

Total fund value: \$10,598,944  
 Portfolio turnover rate: 1.96%

Guarantee policy : Maturity / death benefit (%)	75 / 75			75 / 100			100 / 100		
	MER (%) <sup>1</sup>	NAV (\$) <sup>1</sup>	UOS <sup>1</sup>	MER (%) <sup>1</sup>	NAV (\$) <sup>1</sup>	UOS <sup>1</sup>	MER (%) <sup>1</sup>	NAV (\$) <sup>1</sup>	UOS <sup>1</sup>
Preferred series 2: FEL option <sup>1</sup>	--	19.26	18,874	--	19.26	72,874	--	--	--

The preferred series 2 does not have a MER as all fees and expenses are paid directly by you. See the section *Ongoing expenses* below for further details. The cost of owning this fund is set out in your fee agreement - see the *Fees and expenses* section of the information folder for more details and discuss with your financial security advisor.

<sup>1</sup> FEL - Front-end load  
 MER - Management expense ratio  
 NAV - Net asset value  
 UOS - Units outstanding

**Minimum investment**  
 •Non-registered, RRSP and TFSA policies: \$500 initial or pre-authorized chequing (PAC) of \$25  
 •RRIF policies: \$10,000 initial

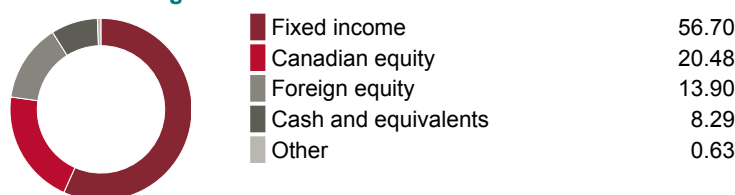
## What does the fund invest in?

This segregated fund, through investments in other funds, invests primarily in fixed-income securities and Canadian and foreign equities. It targets an asset mix of 65 per cent fixed income and 35 per cent equities.

### Top 10 investments

	Assets %
Bond (Mackenzie)	65.07
Canadian All Cap Value (Mackenzie)	15.81
Canadian Large Cap Equity Index (Mackenzie)	5.27
International Stock	5.24
U.S. Large Cap (Mackenzie)	5.14
U.S. Equity Index (Mackenzie)	3.47
<b>Total</b>	<b>100.00</b>
<b>Total investments:</b>	<b>6</b>

### Investment segmentation



## Are there any guarantees?

This fund is being offered under an insurance contract. It comes with guarantees that may protect your investment if the markets go down. The insurance cost for the guarantee is included in the investment management fee. For details, please refer to the information folder and contract.

## Who is this fund for?

A person who is investing for the medium to longer term, wants fixed income and equity funds in one fund, with a target of no more than 35 per cent invested in equities and is comfortable with low to moderate risk.

## How has the fund performed?

This section tells you how the fund has performed over the past 10 years, prior to the deduction of fees for a policyowner who chose the 75/75 guarantee policy. This option does not deduct a MER but you pay fees that you agree to in your fee agreement directly. These fees reduce returns. See the *Ongoing expenses* section below for details.

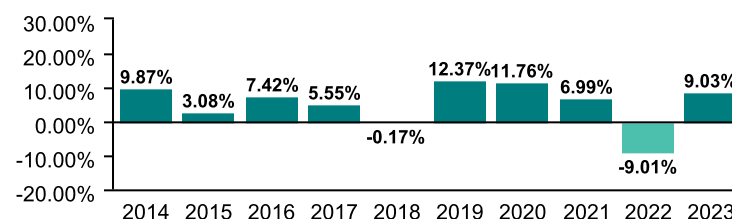
It's important to note that this doesn't tell you how the fund will perform in the future. Also, your actual return will depend on the guarantee policy you choose and your personal tax situation.

### Average return

A person who invested \$1,000 in the fund on December 31, 2013 would have \$1,708.63 on December 31, 2023. This works out to an average of 5.50% a year.

### Year-by-year returns (%)

This chart shows how the fund has performed in each of the past 10 years. In the past 10 years, the fund was up in value 8 years and down in value 2 years.



## How risky is it?

The risk rating for this fund is *Low to moderate*.



The value of your investments can go down. Please see the *Fund risks* section of the information folder for further details.

## Mackenzie Moderate Income

### How much does it cost?

The following table shows the fees and expenses you could pay to invest in or redeem units of the fund.

#### 1. Sales charges

Sales charge option	What you pay	How it works
Preferred series 2 FEL option	Up to 2% of the amount you invest.	<ul style="list-style-type: none"> <li>You and your financial security advisor determine the rate.</li> <li>The fee is deducted from the amount you invest. It is paid as a commission.</li> </ul>

#### 2. Ongoing expenses

Normally the MER includes the investment management fee, operating expenses and the cost for the guarantee. These fees are normally deducted from the fund. The preferred series 2 FEL option is only available if you pay fees by redeeming units from your policy. The preferred series 2 fee agreement shows the fees you pay. These fees reduce the return you get on your investment. The advisory and management service fee is negotiable and the fee ranges between 0.50% and 1.25%.

Available additional guarantee options are subject to the following fees. You have to pay for these as set out below. For details about how the guarantees work, please see the applicable section of your information folder and contract.

Guarantee policy	Death benefit guarantee reset option (%)	Maturity guarantee reset option (%)
<b>Maturity / death benefit (%)</b>	<b>Additional costs</b>	
75 / 75	n/a	n/a
75 / 100	0.11	n/a
100 / 100	0.11	0.11

#### Trailing commission

No trailing commission.

#### 3. Other fees

You may have to pay other fees when you redeem or switch units of the fund.

Fee	What you pay
Short-term trading fee	Up to 2% of the value of units you redeem or switch within 90 days of investing in the fund.
Switch fee	You may make up to 12 free switches in each calendar year and after that you may be charged a fee.

### What if I change my mind?

You can change your mind and cancel the segregated fund policy, the initial pre-authorized chequing premium or any lump-sum premium you apply to the policy by telling us in writing within two business days of the earlier of the date you received confirmation of the transaction or five business days after it is mailed to you.

Your cancellation request has to be in writing, which can include email or letter. The amount returned will be the lesser of the amount of the premium being cancelled or the value of the applicable units acquired on the day we process your request. The amount returned only applies to the specific transaction and will include a refund of any sales charges or other fees you paid.

#### For more information

The *Fund Facts* may not contain all the information you need. Please read the contract and the information folder or you may contact us at:

The Canada Life Assurance Company  
 255 Dufferin Avenue  
 London, ON N6A 4K1

Web - [www.canadalife.com](http://www.canadalife.com)

Email - On our website, please go to the "Contact Us" section

Telephone - 1-888-252-1847

# Fidelity Moderate Income

**Quick facts:** Date fund available: May 14, 2012  
 Date fund created: October 5, 2009  
 Managed by: Canada Life Investment Management Ltd.

Total fund value: \$27,163,512  
 Portfolio turnover rate: 1.78%

Guarantee policy : Maturity / death benefit (%)	75 / 75			75 / 100			100 / 100		
	MER (%) <sup>1</sup>	NAV (\$) <sup>1</sup>	UOS <sup>1</sup>	MER (%) <sup>1</sup>	NAV (\$) <sup>1</sup>	UOS <sup>1</sup>	MER (%) <sup>1</sup>	NAV (\$) <sup>1</sup>	UOS <sup>1</sup>
Preferred series 2: FEL option <sup>1</sup>	--	19.62	147,307	--	19.62	21,907	--	--	--

The preferred series 2 does not have a MER as all fees and expenses are paid directly by you. See the section *Ongoing expenses* below for further details. The cost of owning this fund is set out in your fee agreement - see the *Fees and expenses* section of the information folder for more details and discuss with your financial security advisor.

<sup>1</sup> FEL - Front-end load  
 MER - Management expense ratio  
 NAV - Net asset value  
 UOS - Units outstanding

**Minimum investment**  
 •Non-registered, RRSP and TFSA policies: \$500 initial or pre-authorized chequing (PAC) of \$25  
 •RRIF policies: \$10,000 initial

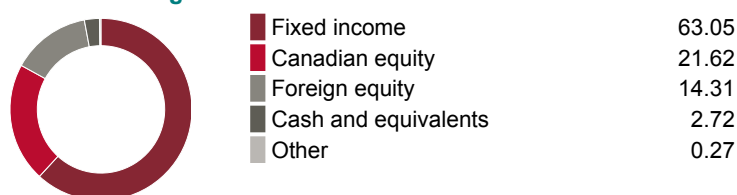
## What does the fund invest in?

This segregated fund, through investments in other funds, invests primarily in fixed-income securities and Canadian and foreign equities. It targets an asset mix of 65 per cent fixed income and 35 per cent equities.

### Top 10 investments

	Assets %
Canadian Bond (Fidelity)	65.00
Canadian Equity (Fidelity)	15.76
International Equity (Fidelity)	5.25
U.S. Equity (Fidelity)	5.25
Canadian Large Cap Equity Index (Mackenzie)	5.25
U.S. Equity Index (Mackenzie)	3.49
<b>Total</b>	<b>100.00</b>
<b>Total investments:</b>	<b>6</b>

### Investment segmentation



## Are there any guarantees?

This fund is being offered under an insurance contract. It comes with guarantees that may protect your investment if the markets go down. The insurance cost for the guarantee is included in the investment management fee. For details, please refer to the information folder and contract.

## Who is this fund for?

A person who is investing for the medium to longer term, wants fixed income and equity funds in one fund, with a target of no more than 35 per cent invested in equities and is comfortable with low to moderate risk.

## How has the fund performed?

This section tells you how the fund has performed over the past 10 years, prior to the deduction of fees for a policyowner who chose the 75/75 guarantee policy. This option does not deduct a MER but you pay fees that you agree to in your fee agreement directly. These fees reduce returns. See the *Ongoing expenses* section below for details.

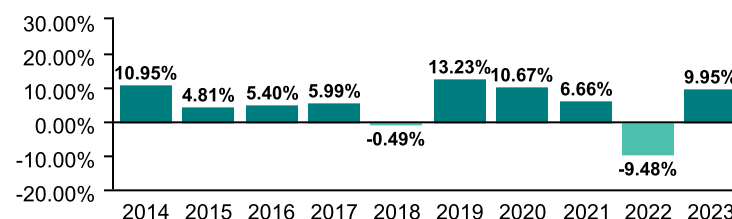
It's important to note that this doesn't tell you how the fund will perform in the future. Also, your actual return will depend on the guarantee policy you choose and your personal tax situation.

### Average return

A person who invested \$1,000 in the fund on December 31, 2013 would have \$1,719.73 on December 31, 2023. This works out to an average of 5.57% a year.

### Year-by-year returns (%)

This chart shows how the fund has performed in each of the past 10 years. In the past 10 years, the fund was up in value 8 years and down in value 2 years.



## How risky is it?

The risk rating for this fund is *Low to moderate*.



The value of your investments can go down. Please see the *Fund risks* section of the information folder for further details.

## Fidelity Moderate Income

### How much does it cost?

The following table shows the fees and expenses you could pay to invest in or redeem units of the fund.

#### 1. Sales charges

Sales charge option	What you pay	How it works
Preferred series 2 FEL option	Up to 2% of the amount you invest.	<ul style="list-style-type: none"> <li>You and your financial security advisor determine the rate.</li> <li>The fee is deducted from the amount you invest. It is paid as a commission.</li> </ul>

#### 2. Ongoing expenses

Normally the MER includes the investment management fee, operating expenses and the cost for the guarantee. These fees are normally deducted from the fund. The preferred series 2 FEL option is only available if you pay fees by redeeming units from your policy. The preferred series 2 fee agreement shows the fees you pay. These fees reduce the return you get on your investment. The advisory and management service fee is negotiable and the fee ranges between 0.50% and 1.25%.

Available additional guarantee options are subject to the following fees. You have to pay for these as set out below. For details about how the guarantees work, please see the applicable section of your information folder and contract.

Guarantee policy	Death benefit guarantee reset option (%)	Maturity guarantee reset option (%)
<b>Maturity / death benefit (%)</b>	<b>Additional costs</b>	
75 / 75	n/a	n/a
75 / 100	0.11	n/a
100 / 100	0.11	0.11

#### Trailing commission

No trailing commission.

#### 3. Other fees

You may have to pay other fees when you redeem or switch units of the fund.

Fee	What you pay
Short-term trading fee	Up to 2% of the value of units you redeem or switch within 90 days of investing in the fund.
Switch fee	You may make up to 12 free switches in each calendar year and after that you may be charged a fee.

### What if I change my mind?

You can change your mind and cancel the segregated fund policy, the initial pre-authorized chequing premium or any lump-sum premium you apply to the policy by telling us in writing within two business days of the earlier of the date you received confirmation of the transaction or five business days after it is mailed to you.

Your cancellation request has to be in writing, which can include email or letter. The amount returned will be the lesser of the amount of the premium being cancelled or the value of the applicable units acquired on the day we process your request. The amount returned only applies to the specific transaction and will include a refund of any sales charges or other fees you paid.

#### For more information

The *Fund Facts* may not contain all the information you need. Please read the contract and the information folder or you may contact us at:

The Canada Life Assurance Company  
 255 Dufferin Avenue  
 London, ON N6A 4K1

Web - [www.canadalife.com](http://www.canadalife.com)

Email - On our website, please go to the "Contact Us" section

Telephone - 1-888-252-1847

## Core Moderate

**Quick facts:** Date fund available: May 14, 2012  
 Date fund created: October 5, 2009  
 Managed by: Canada Life Investment Management Ltd.

Total fund value: \$27,688,024  
 Portfolio turnover rate: 2.90%

Guarantee policy : Maturity / death benefit (%)	75 / 75			75 / 100			100 / 100		
	MER (%) <sup>1</sup>	NAV (\$) <sup>1</sup>	UOS <sup>1</sup>	MER (%) <sup>1</sup>	NAV (\$) <sup>1</sup>	UOS <sup>1</sup>	MER (%) <sup>1</sup>	NAV (\$) <sup>1</sup>	UOS <sup>1</sup>
Preferred series 2: FEL option <sup>1</sup>	--	--	--	--	19.68	21,378	--	--	--

The preferred series 2 does not have a MER as all fees and expenses are paid directly by you. See the section *Ongoing expenses* below for further details. The cost of owning this fund is set out in your fee agreement - see the *Fees and expenses* section of the information folder for more details and discuss with your financial security advisor.

<sup>1</sup> FEL - Front-end load  
 MER - Management expense ratio  
 NAV - Net asset value  
 UOS - Units outstanding

**Minimum investment**

•Non-registered, RRSP and TFSA policies: \$500 initial or pre-authorized chequing (PAC) of \$25  
 •RRIF policies: \$10,000 initial

### What does the fund invest in?

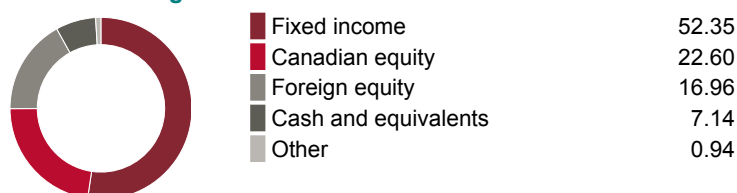
This segregated fund, through investments in other funds, invests primarily in fixed-income securities and Canadian and foreign equities. It targets an asset mix of 60 per cent fixed income and 40 per cent equities.

#### Top 10 investments

	Assets %
Canadian Core Bond	60.03
Canadian Focused Dividend	12.05
Canadian Large Cap Equity Index (Mackenzie)	6.03
Canadian Equity (Mackenzie)	6.02
International Equity (Putnam)	3.99
U.S. Equity Index (Mackenzie)	3.97
Global All Cap Equity	3.96
U.S. Value Stock	2.00
U.S. Equity (Mackenzie)	1.95
<b>Total</b>	<b>100.00</b>

**Total investments:** 9

#### Investment segmentation



### Are there any guarantees?

This fund is being offered under an insurance contract. It comes with guarantees that may protect your investment if the markets go down. The insurance cost for the guarantee is included in the investment management fee. For details, please refer to the information folder and contract.

### Who is this fund for?

A person who is investing for the medium to longer term, wants exposure to multi-managers in one fund with a target of no more than 40 per cent invested in equities and is comfortable with low to moderate risk.

### How has the fund performed?

This section tells you how the fund has performed over the past 10 years, prior to the deduction of fees for a policyowner who chose the 75/75 guarantee policy. This option does not deduct a MER but you pay fees that you agree to in your fee agreement directly. These fees reduce returns. See the *Ongoing expenses* section below for details.

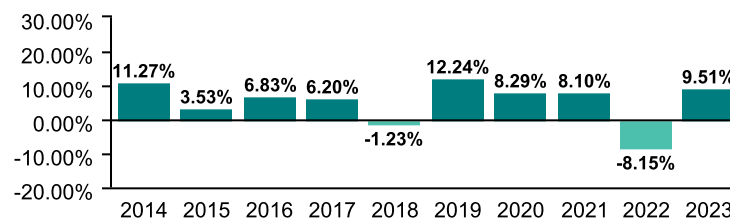
It's important to note that this doesn't tell you how the fund will perform in the future. Also, your actual return will depend on the guarantee policy you choose and your personal tax situation.

#### Average return

A person who invested \$1,000 in the fund on December 31, 2013 would have \$1,705.87 on December 31, 2023. This works out to an average of 5.49% a year.

#### Year-by-year returns (%)

This chart shows how the fund has performed in each of the past 10 years. In the past 10 years, the fund was up in value 8 years and down in value 2 years.



### How risky is it?

The risk rating for this fund is *Low to moderate*.



The value of your investments can go down. Please see the *Fund risks* section of the information folder for further details.

## Core Moderate

### How much does it cost?

The following table shows the fees and expenses you could pay to invest in or redeem units of the fund.

#### 1. Sales charges

Sales charge option	What you pay	How it works
Preferred series 2 FEL option	Up to 2% of the amount you invest.	<ul style="list-style-type: none"> <li>You and your financial security advisor determine the rate.</li> <li>The fee is deducted from the amount you invest. It is paid as a commission.</li> </ul>

#### 2. Ongoing expenses

Normally the MER includes the investment management fee, operating expenses and the cost for the guarantee. These fees are normally deducted from the fund. The preferred series 2 FEL option is only available if you pay fees by redeeming units from your policy. The preferred series 2 fee agreement shows the fees you pay. These fees reduce the return you get on your investment. The advisory and management service fee is negotiable and the fee ranges between 0.50% and 1.25%.

Available additional guarantee options are subject to the following fees. You have to pay for these as set out below. For details about how the guarantees work, please see the applicable section of your information folder and contract.

Guarantee policy	Death benefit guarantee reset option (%)	Maturity guarantee reset option (%)
<b>Maturity / death benefit (%)</b>	<b>Additional costs</b>	
75 / 75	n/a	n/a
75 / 100	0.11	n/a
100 / 100	0.11	0.11

#### Trailing commission

No trailing commission.

#### 3. Other fees

You may have to pay other fees when you redeem or switch units of the fund.

Fee	What you pay
Short-term trading fee	Up to 2% of the value of units you redeem or switch within 90 days of investing in the fund.
Switch fee	You may make up to 12 free switches in each calendar year and after that you may be charged a fee.

### What if I change my mind?

You can change your mind and cancel the segregated fund policy, the initial pre-authorized chequing premium or any lump-sum premium you apply to the policy by telling us in writing within two business days of the earlier of the date you received confirmation of the transaction or five business days after it is mailed to you.

Your cancellation request has to be in writing, which can include email or letter. The amount returned will be the lesser of the amount of the premium being cancelled or the value of the applicable units acquired on the day we process your request. The amount returned only applies to the specific transaction and will include a refund of any sales charges or other fees you paid.

#### For more information

The *Fund Facts* may not contain all the information you need. Please read the contract and the information folder or you may contact us at:

The Canada Life Assurance Company  
 255 Dufferin Avenue  
 London, ON N6A 4K1

Web - [www.canadalife.com](http://www.canadalife.com)

Email - On our website, please go to the "Contact Us" section

Telephone - 1-888-252-1847

# Franklin Templeton Moderate Growth

**Quick facts:** Date fund available: May 14, 2012  
 Date fund created: October 5, 2009  
 Managed by: Canada Life Investment Management Ltd.

Total fund value: \$14,907,097  
 Portfolio turnover rate: 0.40%

Guarantee policy : Maturity / death benefit (%)	75 / 75			75 / 100			100 / 100		
	MER (%) <sup>1</sup>	NAV (\$) <sup>1</sup>	UOS <sup>1</sup>	MER (%) <sup>1</sup>	NAV (\$) <sup>1</sup>	UOS <sup>1</sup>	MER (%) <sup>1</sup>	NAV (\$) <sup>1</sup>	UOS <sup>1</sup>
Preferred series 2: FEL option <sup>1</sup>	--	20.93	7,939	--	20.86	3,677	--	--	--

The preferred series 2 does not have a MER as all fees and expenses are paid directly by you. See the section *Ongoing expenses* below for further details. The cost of owning this fund is set out in your fee agreement - see the *Fees and expenses* section of the information folder for more details and discuss with your financial security advisor.

<sup>1</sup> FEL - Front-end load  
 MER - Management expense ratio  
 NAV - Net asset value  
 UOS - Units outstanding

**Minimum investment**  
 •Non-registered, RRSP and TFSA policies: \$500 initial or pre-authorized chequing (PAC) of \$25  
 •RRIF policies: \$10,000 initial

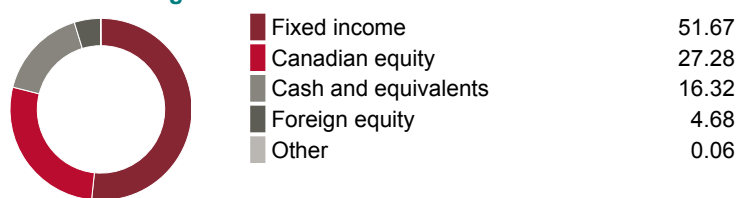
## What does the fund invest in?

This segregated fund, through investments in other funds, invests primarily in fixed-income securities and Canadian and foreign equities. It targets an asset mix of 55 per cent fixed income and 45 per cent equities.

### Top 10 investments

	Assets %
Fixed Income (Franklin Templeton)	54.93
Canadian Equity (Bissett)	20.32
Global Equity (Franklin Templeton)	13.52
Canadian Large Cap Equity Index (Mackenzie)	6.78
U.S. Equity Index (Mackenzie)	4.45
<b>Total</b>	<b>100.00</b>
<b>Total investments:</b>	<b>5</b>

### Investment segmentation



## Are there any guarantees?

This fund is being offered under an insurance contract. It comes with guarantees that may protect your investment if the markets go down. The insurance cost for the guarantee is included in the investment management fee. For details, please refer to the information folder and contract.

## Who is this fund for?

A person who is investing for the medium to longer term, wants fixed income and equity funds in one fund, with a target of no more than 45 per cent invested in equities and is comfortable with low to moderate risk.

## How has the fund performed?

This section tells you how the fund has performed over the past 10 years, prior to the deduction of fees for a policyowner who chose the 75/75 guarantee policy. This option does not deduct a MER but you pay fees that you agree to in your fee agreement directly. These fees reduce returns. See the *Ongoing expenses* section below for details.

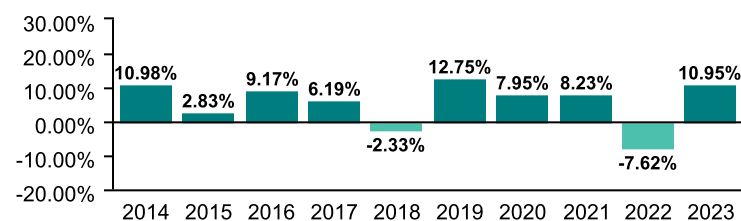
It's important to note that this doesn't tell you how the fund will perform in the future. Also, your actual return will depend on the guarantee policy you choose and your personal tax situation.

### Average return

A person who invested \$1,000 in the fund on December 31, 2013 would have \$1,744.69 on December 31, 2023. This works out to an average of 5.72% a year.

### Year-by-year returns (%)

This chart shows how the fund has performed in each of the past 10 years. In the past 10 years, the fund was up in value 8 years and down in value 2 years.



## How risky is it?

The risk rating for this fund is *Low to moderate*.



The value of your investments can go down. Please see the *Fund risks* section of the information folder for further details.

## Franklin Templeton Moderate Growth

### How much does it cost?

The following table shows the fees and expenses you could pay to invest in or redeem units of the fund.

#### 1. Sales charges

Sales charge option	What you pay	How it works
Preferred series 2 FEL option	Up to 2% of the amount you invest.	<ul style="list-style-type: none"> <li>You and your financial security advisor determine the rate.</li> <li>The fee is deducted from the amount you invest. It is paid as a commission.</li> </ul>

#### 2. Ongoing expenses

Normally the MER includes the investment management fee, operating expenses and the cost for the guarantee. These fees are normally deducted from the fund. The preferred series 2 FEL option is only available if you pay fees by redeeming units from your policy. The preferred series 2 fee agreement shows the fees you pay. These fees reduce the return you get on your investment. The advisory and management service fee is negotiable and the fee ranges between 0.50% and 1.25%.

Available additional guarantee options are subject to the following fees. You have to pay for these as set out below. For details about how the guarantees work, please see the applicable section of your information folder and contract.

Guarantee policy	Death benefit guarantee reset option (%)	Maturity guarantee reset option (%)
<b>Maturity / death benefit (%)</b>	<b>Additional costs</b>	
75 / 75	n/a	n/a
75 / 100	0.11	n/a
100 / 100	0.11	0.11

#### Trailing commission

No trailing commission.

#### 3. Other fees

You may have to pay other fees when you redeem or switch units of the fund.

Fee	What you pay
Short-term trading fee	Up to 2% of the value of units you redeem or switch within 90 days of investing in the fund.
Switch fee	You may make up to 12 free switches in each calendar year and after that you may be charged a fee.

### What if I change my mind?

You can change your mind and cancel the segregated fund policy, the initial pre-authorized chequing premium or any lump-sum premium you apply to the policy by telling us in writing within two business days of the earlier of the date you received confirmation of the transaction or five business days after it is mailed to you.

Your cancellation request has to be in writing, which can include email or letter. The amount returned will be the lesser of the amount of the premium being cancelled or the value of the applicable units acquired on the day we process your request. The amount returned only applies to the specific transaction and will include a refund of any sales charges or other fees you paid.

#### For more information

The *Fund Facts* may not contain all the information you need. Please read the contract and the information folder or you may contact us at:

The Canada Life Assurance Company  
 255 Dufferin Avenue  
 London, ON N6A 4K1

Web - [www.canadalife.com](http://www.canadalife.com)

Email - On our website, please go to the "Contact Us" section

Telephone - 1-888-252-1847



# Mackenzie Moderate Growth

**Quick facts:** Date fund available: May 14, 2012  
 Date fund created: October 5, 2009  
 Managed by: Canada Life Investment Management Ltd.

Total fund value: \$8,080,353  
 Portfolio turnover rate: 0.93%

Guarantee policy : Maturity / death benefit (%)	75 / 75			75 / 100			100 / 100		
	MER (%) <sup>1</sup>	NAV (\$) <sup>1</sup>	UOS <sup>1</sup>	MER (%) <sup>1</sup>	NAV (\$) <sup>1</sup>	UOS <sup>1</sup>	MER (%) <sup>1</sup>	NAV (\$) <sup>1</sup>	UOS <sup>1</sup>
Preferred series 2: FEL option <sup>1</sup>	--	--	--	--	20.95	2,295	--	--	--

The preferred series 2 does not have a MER as all fees and expenses are paid directly by you. See the section *Ongoing expenses* below for further details. The cost of owning this fund is set out in your fee agreement - see the *Fees and expenses* section of the information folder for more details and discuss with your financial security advisor.

<sup>1</sup> FEL - Front-end load  
 MER - Management expense ratio  
 NAV - Net asset value  
 UOS - Units outstanding

**Minimum investment**  
 •Non-registered, RRSP and TFSA policies: \$500 initial or pre-authorized chequing (PAC) of \$25  
 •RRIF policies: \$10,000 initial

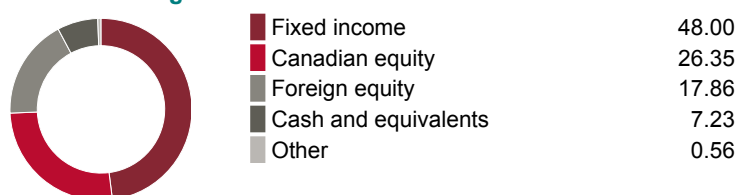
## What does the fund invest in?

This segregated fund, through investments in other funds, invests primarily in fixed-income securities and Canadian and foreign equities. It targets an asset mix of 55 per cent fixed income and 45 per cent equities.

### Top 10 investments

	Assets %
Bond (Mackenzie)	55.08
Canadian All Cap Value (Mackenzie)	20.34
Canadian Large Cap Equity Index (Mackenzie)	6.79
International Stock	6.73
U.S. Large Cap (Mackenzie)	6.62
U.S. Equity Index (Mackenzie)	4.44
<b>Total</b>	<b>100.00</b>
<b>Total investments:</b>	<b>6</b>

### Investment segmentation



## Are there any guarantees?

This fund is being offered under an insurance contract. It comes with guarantees that may protect your investment if the markets go down. The insurance cost for the guarantee is included in the investment management fee. For details, please refer to the information folder and contract.

## Who is this fund for?

A person who is investing for the medium to longer term, wants fixed income and equity funds in one fund, with a target of no more than 45 per cent invested in equities and is comfortable with low to moderate risk.

## How has the fund performed?

This section tells you how the fund has performed over the past 10 years, prior to the deduction of fees for a policyowner who chose the 75/75 guarantee policy. This option does not deduct a MER but you pay fees that you agree to in your fee agreement directly. These fees reduce returns. See the *Ongoing expenses* section below for details.

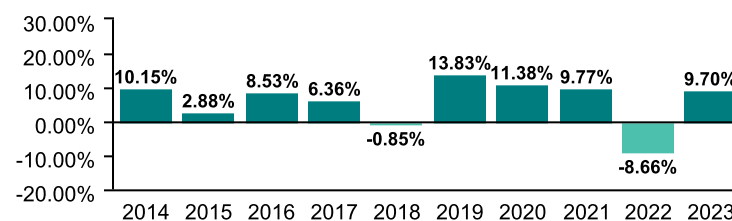
It's important to note that this doesn't tell you how the fund will perform in the future. Also, your actual return will depend on the guarantee policy you choose and your personal tax situation.

### Average return

A person who invested \$1,000 in the fund on December 31, 2013 would have \$1,808.65 on December 31, 2023. This works out to an average of 6.10% a year.

### Year-by-year returns (%)

This chart shows how the fund has performed in each of the past 10 years. In the past 10 years, the fund was up in value 8 years and down in value 2 years.



## How risky is it?

The risk rating for this fund is *Low to moderate*.



The value of your investments can go down. Please see the *Fund risks* section of the information folder for further details.

## Mackenzie Moderate Growth

### How much does it cost?

The following table shows the fees and expenses you could pay to invest in or redeem units of the fund.

#### 1. Sales charges

Sales charge option	What you pay	How it works
Preferred series 2 FEL option	Up to 2% of the amount you invest.	<ul style="list-style-type: none"> <li>You and your financial security advisor determine the rate.</li> <li>The fee is deducted from the amount you invest. It is paid as a commission.</li> </ul>

#### 2. Ongoing expenses

Normally the MER includes the investment management fee, operating expenses and the cost for the guarantee. These fees are normally deducted from the fund. The preferred series 2 FEL option is only available if you pay fees by redeeming units from your policy. The preferred series 2 fee agreement shows the fees you pay. These fees reduce the return you get on your investment. The advisory and management service fee is negotiable and the fee ranges between 0.50% and 1.25%.

Available additional guarantee options are subject to the following fees. You have to pay for these as set out below. For details about how the guarantees work, please see the applicable section of your information folder and contract.

Guarantee policy	Death benefit guarantee reset option (%)	Maturity guarantee reset option (%)
<b>Maturity / death benefit (%)</b>	<b>Additional costs</b>	
75 / 75	n/a	n/a
75 / 100	0.11	n/a
100 / 100	0.11	0.11

#### Trailing commission

No trailing commission.

#### 3. Other fees

You may have to pay other fees when you redeem or switch units of the fund.

Fee	What you pay
Short-term trading fee	Up to 2% of the value of units you redeem or switch within 90 days of investing in the fund.
Switch fee	You may make up to 12 free switches in each calendar year and after that you may be charged a fee.

### What if I change my mind?

You can change your mind and cancel the segregated fund policy, the initial pre-authorized chequing premium or any lump-sum premium you apply to the policy by telling us in writing within two business days of the earlier of the date you received confirmation of the transaction or five business days after it is mailed to you.

Your cancellation request has to be in writing, which can include email or letter. The amount returned will be the lesser of the amount of the premium being cancelled or the value of the applicable units acquired on the day we process your request. The amount returned only applies to the specific transaction and will include a refund of any sales charges or other fees you paid.

#### For more information

The *Fund Facts* may not contain all the information you need. Please read the contract and the information folder or you may contact us at:

The Canada Life Assurance Company  
 255 Dufferin Avenue  
 London, ON N6A 4K1

Web - [www.canadalife.com](http://www.canadalife.com)

Email - On our website, please go to the "Contact Us" section

Telephone - 1-888-252-1847

# Fidelity Moderate Growth

**Quick facts:** Date fund available: May 14, 2012  
 Date fund created: October 5, 2009  
 Managed by: Canada Life Investment Management Ltd.

Total fund value: \$20,785,032  
 Portfolio turnover rate: 1.98%

Guarantee policy : Maturity / death benefit (%)	75 / 75			75 / 100			100 / 100		
	MER (%) <sup>1</sup>	NAV (\$) <sup>1</sup>	UOS <sup>1</sup>	MER (%) <sup>1</sup>	NAV (\$) <sup>1</sup>	UOS <sup>1</sup>	MER (%) <sup>1</sup>	NAV (\$) <sup>1</sup>	UOS <sup>1</sup>
Preferred series 2: FEL option <sup>1</sup>	--	--	--	--	--	--	--	--	--

The preferred series 2 does not have a MER as all fees and expenses are paid directly by you. See the section *Ongoing expenses* below for further details. The cost of owning this fund is set out in your fee agreement - see the *Fees and expenses* section of the information folder for more details and discuss with your financial security advisor.

<sup>1</sup> FEL - Front-end load  
 MER - Management expense ratio  
 NAV - Net asset value  
 UOS - Units outstanding

**Minimum investment**  
 •Non-registered, RRSP and TFSA policies: \$500 initial or pre-authorized chequing (PAC) of \$25  
 •RRIF policies: \$10,000 initial

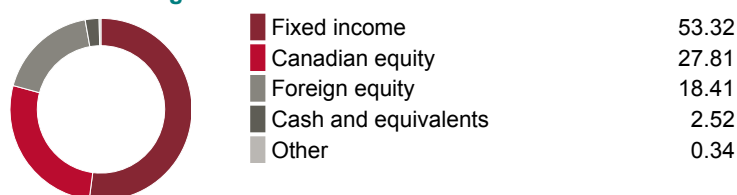
## What does the fund invest in?

This segregated fund, through investments in other funds, invests primarily in fixed-income securities and Canadian and foreign equities. It targets an asset mix of 55 per cent fixed income and 45 per cent equities.

### Top 10 investments

	Assets %
Canadian Bond (Fidelity)	54.97
Canadian Equity (Fidelity)	20.27
International Equity (Fidelity)	6.76
Canadian Large Cap Equity Index (Mackenzie)	6.76
U.S. Equity (Fidelity)	6.74
U.S. Equity Index (Mackenzie)	4.50
<b>Total</b>	<b>100.00</b>
<b>Total investments:</b>	<b>6</b>

### Investment segmentation



## Are there any guarantees?

This fund is being offered under an insurance contract. It comes with guarantees that may protect your investment if the markets go down. The insurance cost for the guarantee is included in the investment management fee. For details, please refer to the information folder and contract.

## Who is this fund for?

A person who is investing for the medium to longer term, wants fixed income and equity funds in one fund, with a target of no more than 45 per cent invested in equities and is comfortable with low to moderate risk.

## How has the fund performed?

This section tells you how the fund has performed over the past 10 years, prior to the deduction of fees for a policyowner who chose the 75/75 guarantee policy. This option does not deduct a MER but you pay fees that you agree to in your fee agreement directly. These fees reduce returns. See the *Ongoing expenses* section below for details.

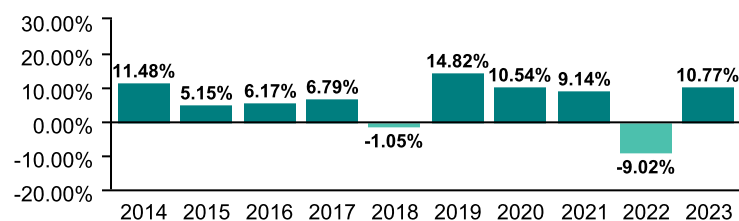
It's important to note that this doesn't tell you how the fund will perform in the future. Also, your actual return will depend on the guarantee policy you choose and your personal tax situation.

### Average return

A person who invested \$1,000 in the fund on December 31, 2013 would have \$1,835.88 on December 31, 2023. This works out to an average of 6.26% a year.

### Year-by-year returns (%)

This chart shows how the fund has performed in each of the past 10 years. In the past 10 years, the fund was up in value 8 years and down in value 2 years.



## How risky is it?

The risk rating for this fund is *Low to moderate*.



The value of your investments can go down. Please see the *Fund risks* section of the information folder for further details.

## Fidelity Moderate Growth

### How much does it cost?

The following table shows the fees and expenses you could pay to invest in or redeem units of the fund.

#### 1. Sales charges

Sales charge option	What you pay	How it works
Preferred series 2 FEL option	Up to 2% of the amount you invest.	<ul style="list-style-type: none"> <li>You and your financial security advisor determine the rate.</li> <li>The fee is deducted from the amount you invest. It is paid as a commission.</li> </ul>

#### 2. Ongoing expenses

Normally the MER includes the investment management fee, operating expenses and the cost for the guarantee. These fees are normally deducted from the fund. The preferred series 2 FEL option is only available if you pay fees by redeeming units from your policy. The preferred series 2 fee agreement shows the fees you pay. These fees reduce the return you get on your investment. The advisory and management service fee is negotiable and the fee ranges between 0.50% and 1.25%.

Available additional guarantee options are subject to the following fees. You have to pay for these as set out below. For details about how the guarantees work, please see the applicable section of your information folder and contract.

Guarantee policy	Death benefit guarantee reset option (%)	Maturity guarantee reset option (%)
<b>Maturity / death benefit (%)</b>	<b>Additional costs</b>	
75 / 75	n/a	n/a
75 / 100	0.11	n/a
100 / 100	0.11	0.11

#### Trailing commission

No trailing commission.

#### 3. Other fees

You may have to pay other fees when you redeem or switch units of the fund.

Fee	What you pay
Short-term trading fee	Up to 2% of the value of units you redeem or switch within 90 days of investing in the fund.
Switch fee	You may make up to 12 free switches in each calendar year and after that you may be charged a fee.

### What if I change my mind?

You can change your mind and cancel the segregated fund policy, the initial pre-authorized chequing premium or any lump-sum premium you apply to the policy by telling us in writing within two business days of the earlier of the date you received confirmation of the transaction or five business days after it is mailed to you.

Your cancellation request has to be in writing, which can include email or letter. The amount returned will be the lesser of the amount of the premium being cancelled or the value of the applicable units acquired on the day we process your request. The amount returned only applies to the specific transaction and will include a refund of any sales charges or other fees you paid.

#### For more information

The *Fund Facts* may not contain all the information you need. Please read the contract and the information folder or you may contact us at:

The Canada Life Assurance Company  
 255 Dufferin Avenue  
 London, ON N6A 4K1

Web - [www.canadalife.com](http://www.canadalife.com)

Email - On our website, please go to the "Contact Us" section

Telephone - 1-888-252-1847

## Core Moderate Growth Plus

**Quick facts:** Date fund available: May 14, 2012  
 Date fund created: October 5, 2009  
 Managed by: Canada Life Investment Management Ltd.

Total fund value: \$46,010,615  
 Portfolio turnover rate: 1.07%

Guarantee policy : Maturity / death benefit (%)	75 / 75			75 / 100			100 / 100		
	MER (%) <sup>1</sup>	NAV (\$) <sup>1</sup>	UOS <sup>1</sup>	MER (%) <sup>1</sup>	NAV (\$) <sup>1</sup>	UOS <sup>1</sup>	MER (%) <sup>1</sup>	NAV (\$) <sup>1</sup>	UOS <sup>1</sup>
Preferred series 2: FEL option <sup>1</sup>	--	--	--	--	21.66	20,227	--	--	--

The preferred series 2 does not have a MER as all fees and expenses are paid directly by you. See the section *Ongoing expenses* below for further details. The cost of owning this fund is set out in your fee agreement - see the *Fees and expenses* section of the information folder for more details and discuss with your financial security advisor.

<sup>1</sup> FEL - Front-end load  
 MER - Management expense ratio  
 NAV - Net asset value  
 UOS - Units outstanding

**Minimum investment**  
 •Non-registered, RRSP and TFSA policies: \$500 initial or pre-authorized chequing (PAC) of \$25  
 •RRIF policies: \$10,000 initial

### What does the fund invest in?

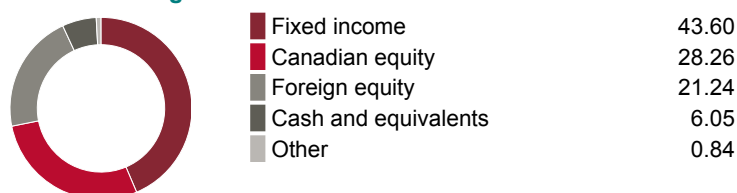
This segregated fund, through investments in other funds, invests primarily in fixed-income securities and Canadian and foreign equities. It targets an asset mix of 50 per cent fixed income and 50 per cent equities.

#### Top 10 investments

	Assets %
Canadian Core Bond	49.99
Canadian Focused Dividend	15.07
Canadian Equity (Mackenzie)	7.53
Canadian Large Cap Equity Index (Mackenzie)	7.53
International Equity (Putnam)	5.01
Global All Cap Equity	4.97
U.S. Equity Index (Mackenzie)	4.96
U.S. Value Stock	2.50
U.S. Equity (Mackenzie)	2.44
<b>Total</b>	<b>100.00</b>

**Total investments:** 9

#### Investment segmentation



### Are there any guarantees?

This fund is being offered under an insurance contract. It comes with guarantees that may protect your investment if the markets go down. The insurance cost for the guarantee is included in the investment management fee. For details, please refer to the information folder and contract.

### Who is this fund for?

A person who is investing for the medium to longer term, wants exposure to multi-managers in one fund with a balance of fixed income and equity funds and is comfortable with low to moderate risk.

### How has the fund performed?

This section tells you how the fund has performed over the past 10 years, prior to the deduction of fees for a policyowner who chose the 75/75 guarantee policy. This option does not deduct a MER but you pay fees that you agree to in your fee agreement directly. These fees reduce returns. See the *Ongoing expenses* section below for details.

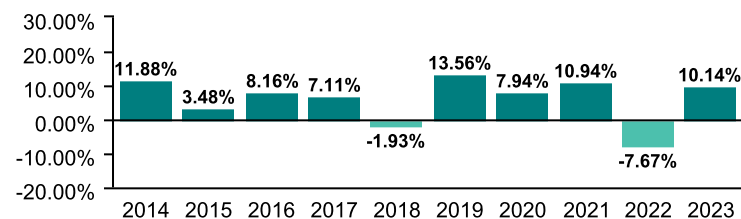
It's important to note that this doesn't tell you how the fund will perform in the future. Also, your actual return will depend on the guarantee policy you choose and your personal tax situation.

#### Average return

A person who invested \$1,000 in the fund on December 31, 2013 would have \$1,818.89 on December 31, 2023. This works out to an average of 6.16% a year.

#### Year-by-year returns (%)

This chart shows how the fund has performed in each of the past 10 years. In the past 10 years, the fund was up in value 8 years and down in value 2 years.



### How risky is it?

The risk rating for this fund is *Low to moderate*.



The value of your investments can go down. Please see the *Fund risks* section of the information folder for further details.

## Core Moderate Growth Plus

### How much does it cost?

The following table shows the fees and expenses you could pay to invest in or redeem units of the fund.

#### 1. Sales charges

Sales charge option	What you pay	How it works
Preferred series 2 FEL option	Up to 2% of the amount you invest.	<ul style="list-style-type: none"> <li>You and your financial security advisor determine the rate.</li> <li>The fee is deducted from the amount you invest. It is paid as a commission.</li> </ul>

#### 2. Ongoing expenses

Normally the MER includes the investment management fee, operating expenses and the cost for the guarantee. These fees are normally deducted from the fund. The preferred series 2 FEL option is only available if you pay fees by redeeming units from your policy. The preferred series 2 fee agreement shows the fees you pay. These fees reduce the return you get on your investment. The advisory and management service fee is negotiable and the fee ranges between 0.50% and 1.25%.

Available additional guarantee options are subject to the following fees. You have to pay for these as set out below. For details about how the guarantees work, please see the applicable section of your information folder and contract.

Guarantee policy	Death benefit guarantee reset option (%)	Maturity guarantee reset option (%)
<b>Maturity / death benefit (%)</b>	<b>Additional costs</b>	
75 / 75	n/a	n/a
75 / 100	0.11	n/a
100 / 100	0.11	0.11

#### Trailing commission

No trailing commission.

#### 3. Other fees

You may have to pay other fees when you redeem or switch units of the fund.

Fee	What you pay
Short-term trading fee	Up to 2% of the value of units you redeem or switch within 90 days of investing in the fund.
Switch fee	You may make up to 12 free switches in each calendar year and after that you may be charged a fee.

### What if I change my mind?

You can change your mind and cancel the segregated fund policy, the initial pre-authorized chequing premium or any lump-sum premium you apply to the policy by telling us in writing within two business days of the earlier of the date you received confirmation of the transaction or five business days after it is mailed to you.

Your cancellation request has to be in writing, which can include email or letter. The amount returned will be the lesser of the amount of the premium being cancelled or the value of the applicable units acquired on the day we process your request. The amount returned only applies to the specific transaction and will include a refund of any sales charges or other fees you paid.

#### For more information

The *Fund Facts* may not contain all the information you need. Please read the contract and the information folder or you may contact us at:

The Canada Life Assurance Company  
 255 Dufferin Avenue  
 London, ON N6A 4K1

Web - [www.canadalife.com](http://www.canadalife.com)

Email - On our website, please go to the "Contact Us" section

Telephone - 1-888-252-1847

# Franklin Templeton Balanced Income

**Quick facts:** Date fund available: May 14, 2012  
 Date fund created: October 5, 2009  
 Managed by: Canada Life Investment Management Ltd.

Total fund value: \$15,331,857  
 Portfolio turnover rate: 1.53%

Guarantee policy : Maturity / death benefit (%)	75 / 75			75 / 100			100 / 100		
	MER (%) <sup>1</sup>	NAV (\$) <sup>1</sup>	UOS <sup>1</sup>	MER (%) <sup>1</sup>	NAV (\$) <sup>1</sup>	UOS <sup>1</sup>	MER (%) <sup>1</sup>	NAV (\$) <sup>1</sup>	UOS <sup>1</sup>
Preferred series 2: FEL option <sup>1</sup>	--	22.75	2,153	--	22.75	2,200	--	--	--

The preferred series 2 does not have a MER as all fees and expenses are paid directly by you. See the section *Ongoing expenses* below for further details. The cost of owning this fund is set out in your fee agreement - see the *Fees and expenses* section of the information folder for more details and discuss with your financial security advisor.

<sup>1</sup> FEL - Front-end load  
 MER - Management expense ratio  
 NAV - Net asset value  
 UOS - Units outstanding

**Minimum investment**  
 •Non-registered, RRSP and TFSA policies: \$500 initial or pre-authorized chequing (PAC) of \$25  
 •RRIF policies: \$10,000 initial

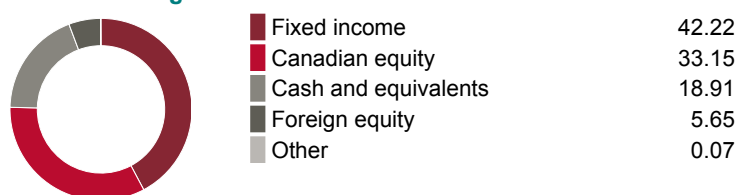
## What does the fund invest in?

This segregated fund, through investments in other funds, invests primarily in Canadian and foreign equities and fixed-income securities. It targets an asset mix of 55 per cent equities and 45 per cent fixed income.

### Top 10 investments

	Assets %
Fixed Income (Franklin Templeton)	44.89
Canadian Equity (Bissett)	24.85
Global Equity (Franklin Templeton)	16.52
Canadian Large Cap Equity Index (Mackenzie)	8.29
U.S. Equity Index (Mackenzie)	5.45
<b>Total</b>	<b>100.00</b>
<b>Total investments:</b>	<b>5</b>

### Investment segmentation



## Are there any guarantees?

This fund is being offered under an insurance contract. It comes with guarantees that may protect your investment if the markets go down. The insurance cost for the guarantee is included in the investment management fee. For details, please refer to the information folder and contract.

## Who is this fund for?

A person who is investing for the medium to longer term, wants fixed income and equity funds in one fund, with a target of no more than 45 per cent invested in fixed income and is comfortable with low to moderate risk.

## How has the fund performed?

This section tells you how the fund has performed over the past 10 years, prior to the deduction of fees for a policyowner who chose the 75/75 guarantee policy. This option does not deduct a MER but you pay fees that you agree to in your fee agreement directly. These fees reduce returns. See the *Ongoing expenses* section below for details.

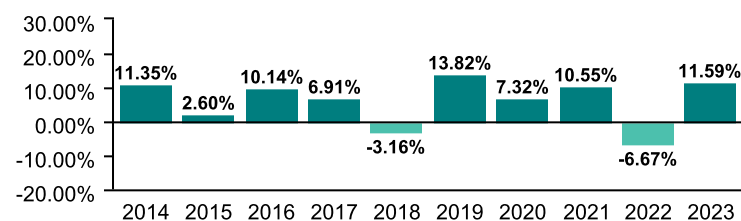
It's important to note that this doesn't tell you how the fund will perform in the future. Also, your actual return will depend on the guarantee policy you choose and your personal tax situation.

### Average return

A person who invested \$1,000 in the fund on December 31, 2013 would have \$1,832.18 on December 31, 2023. This works out to an average of 6.24% a year.

### Year-by-year returns (%)

This chart shows how the fund has performed in each of the past 10 years. In the past 10 years, the fund was up in value 8 years and down in value 2 years.



## How risky is it?

The risk rating for this fund is *Low to moderate*.



The value of your investments can go down. Please see the *Fund risks* section of the information folder for further details.

# Franklin Templeton Balanced Income

## How much does it cost?

The following table shows the fees and expenses you could pay to invest in or redeem units of the fund.

### 1. Sales charges

Sales charge option	What you pay	How it works
Preferred series 2 FEL option	Up to 2% of the amount you invest.	<ul style="list-style-type: none"> <li>You and your financial security advisor determine the rate.</li> <li>The fee is deducted from the amount you invest. It is paid as a commission.</li> </ul>

### 2. Ongoing expenses

Normally the MER includes the investment management fee, operating expenses and the cost for the guarantee. These fees are normally deducted from the fund. The preferred series 2 FEL option is only available if you pay fees by redeeming units from your policy. The preferred series 2 fee agreement shows the fees you pay. These fees reduce the return you get on your investment. The advisory and management service fee is negotiable and the fee ranges between 0.50% and 1.25%.

Available additional guarantee options are subject to the following fees. You have to pay for these as set out below. For details about how the guarantees work, please see the applicable section of your information folder and contract.

Guarantee policy	Death benefit guarantee reset option (%)	Maturity guarantee reset option (%)
<b>Maturity / death benefit (%)</b>	<b>Additional costs</b>	
75 / 75	n/a	n/a
75 / 100	0.11	n/a
100 / 100	0.11	0.11

### Trailing commission

No trailing commission.

### 3. Other fees

You may have to pay other fees when you redeem or switch units of the fund.

Fee	What you pay
Short-term trading fee	Up to 2% of the value of units you redeem or switch within 90 days of investing in the fund.
Switch fee	You may make up to 12 free switches in each calendar year and after that you may be charged a fee.

## What if I change my mind?

You can change your mind and cancel the segregated fund policy, the initial pre-authorized chequing premium or any lump-sum premium you apply to the policy by telling us in writing within two business days of the earlier of the date you received confirmation of the transaction or five business days after it is mailed to you.

Your cancellation request has to be in writing, which can include email or letter. The amount returned will be the lesser of the amount of the premium being cancelled or the value of the applicable units acquired on the day we process your request. The amount returned only applies to the specific transaction and will include a refund of any sales charges or other fees you paid.

### For more information

The *Fund Facts* may not contain all the information you need. Please read the contract and the information folder or you may contact us at:

The Canada Life Assurance Company  
 255 Dufferin Avenue  
 London, ON N6A 4K1

Web - [www.canadalife.com](http://www.canadalife.com)

Email - On our website, please go to the "Contact Us" section

Telephone - 1-888-252-1847



# Mackenzie Balanced Income

**Quick facts:** Date fund available: May 14, 2012  
 Date fund created: October 5, 2009  
 Managed by: Canada Life Investment Management Ltd.

Total fund value: \$6,969,794  
 Portfolio turnover rate: 1.68%

Guarantee policy : Maturity / death benefit (%)	75 / 75			75 / 100			100 / 100		
	MER (%) <sup>1</sup>	NAV (\$) <sup>1</sup>	UOS <sup>1</sup>	MER (%) <sup>1</sup>	NAV (\$) <sup>1</sup>	UOS <sup>1</sup>	MER (%) <sup>1</sup>	NAV (\$) <sup>1</sup>	UOS <sup>1</sup>
Preferred series 2: FEL option <sup>1</sup>	--	--	--	--	22.98	52	--	--	--

The preferred series 2 does not have a MER as all fees and expenses are paid directly by you. See the section *Ongoing expenses* below for further details. The cost of owning this fund is set out in your fee agreement - see the *Fees and expenses* section of the information folder for more details and discuss with your financial security advisor.

<sup>1</sup> FEL - Front-end load  
 MER - Management expense ratio  
 NAV - Net asset value  
 UOS - Units outstanding

**Minimum investment**  
 •Non-registered, RRSP and TFSA policies: \$500 initial or pre-authorized chequing (PAC) of \$25  
 •RRIF policies: \$10,000 initial

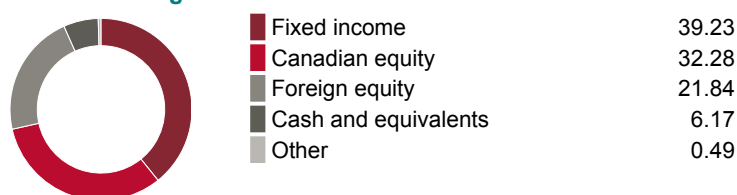
## What does the fund invest in?

This segregated fund, through investments in other funds, invests primarily in Canadian and foreign equities and fixed-income securities. It targets an asset mix of 55 per cent equities and 45 per cent fixed income.

### Top 10 investments

	Assets %
Bond (Mackenzie)	45.02
Canadian All Cap Value (Mackenzie)	24.92
Canadian Large Cap Equity Index (Mackenzie)	8.31
International Stock	8.23
U.S. Large Cap (Mackenzie)	8.07
U.S. Equity Index (Mackenzie)	5.45
<b>Total</b>	<b>100.00</b>
<b>Total investments:</b>	<b>6</b>

### Investment segmentation



## Are there any guarantees?

This fund is being offered under an insurance contract. It comes with guarantees that may protect your investment if the markets go down. The insurance cost for the guarantee is included in the investment management fee. For details, please refer to the information folder and contract.

## Who is this fund for?

A person who is investing for the medium to longer term, wants fixed income and equity funds in one fund, with a target of no more than 45 per cent invested in fixed income and is comfortable with low to moderate risk.

## How has the fund performed?

This section tells you how the fund has performed over the past 10 years, prior to the deduction of fees for a policyowner who chose the 75/75 guarantee policy. This option does not deduct a MER but you pay fees that you agree to in your fee agreement directly. These fees reduce returns. See the *Ongoing expenses* section below for details.

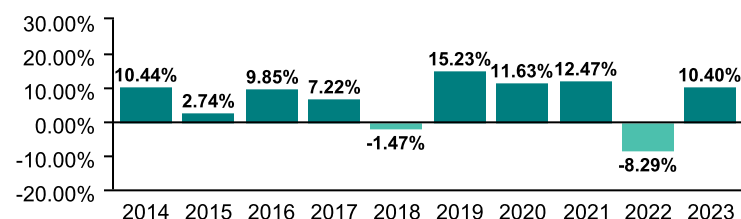
It's important to note that this doesn't tell you how the fund will perform in the future. Also, your actual return will depend on the guarantee policy you choose and your personal tax situation.

### Average return

A person who invested \$1,000 in the fund on December 31, 2013 would have \$1,928.62 on December 31, 2023. This works out to an average of 6.79% a year.

### Year-by-year returns (%)

This chart shows how the fund has performed in each of the past 10 years. In the past 10 years, the fund was up in value 8 years and down in value 2 years.



## How risky is it?

The risk rating for this fund is *Low to moderate*.



The value of your investments can go down. Please see the *Fund risks* section of the information folder for further details.

## Mackenzie Balanced Income

### How much does it cost?

The following table shows the fees and expenses you could pay to invest in or redeem units of the fund.

#### 1. Sales charges

Sales charge option	What you pay	How it works
Preferred series 2 FEL option	Up to 2% of the amount you invest.	<ul style="list-style-type: none"> <li>You and your financial security advisor determine the rate.</li> <li>The fee is deducted from the amount you invest. It is paid as a commission.</li> </ul>

#### 2. Ongoing expenses

Normally the MER includes the investment management fee, operating expenses and the cost for the guarantee. These fees are normally deducted from the fund. The preferred series 2 FEL option is only available if you pay fees by redeeming units from your policy. The preferred series 2 fee agreement shows the fees you pay. These fees reduce the return you get on your investment. The advisory and management service fee is negotiable and the fee ranges between 0.50% and 1.25%.

Available additional guarantee options are subject to the following fees. You have to pay for these as set out below. For details about how the guarantees work, please see the applicable section of your information folder and contract.

Guarantee policy	Death benefit guarantee reset option (%)	Maturity guarantee reset option (%)
<b>Maturity / death benefit (%)</b>	<b>Additional costs</b>	
75 / 75	n/a	n/a
75 / 100	0.11	n/a
100 / 100	0.11	0.11

#### Trailing commission

No trailing commission.

#### 3. Other fees

You may have to pay other fees when you redeem or switch units of the fund.

Fee	What you pay
Short-term trading fee	Up to 2% of the value of units you redeem or switch within 90 days of investing in the fund.
Switch fee	You may make up to 12 free switches in each calendar year and after that you may be charged a fee.

### What if I change my mind?

You can change your mind and cancel the segregated fund policy, the initial pre-authorized chequing premium or any lump-sum premium you apply to the policy by telling us in writing within two business days of the earlier of the date you received confirmation of the transaction or five business days after it is mailed to you.

Your cancellation request has to be in writing, which can include email or letter. The amount returned will be the lesser of the amount of the premium being cancelled or the value of the applicable units acquired on the day we process your request. The amount returned only applies to the specific transaction and will include a refund of any sales charges or other fees you paid.

#### For more information

The *Fund Facts* may not contain all the information you need. Please read the contract and the information folder or you may contact us at:

The Canada Life Assurance Company  
 255 Dufferin Avenue  
 London, ON N6A 4K1

Web - [www.canadalife.com](http://www.canadalife.com)

Email - On our website, please go to the "Contact Us" section

Telephone - 1-888-252-1847

# Fidelity Balanced Income

**Quick facts:** Date fund available: May 14, 2012  
 Date fund created: October 5, 2009  
 Managed by: Canada Life Investment Management Ltd.

Total fund value: \$33,348,355  
 Portfolio turnover rate: 3.59%

Guarantee policy : Maturity / death benefit (%)	75 / 75			75 / 100			100 / 100		
	MER (%) <sup>1</sup>	NAV (\$) <sup>1</sup>	UOS <sup>1</sup>	MER (%) <sup>1</sup>	NAV (\$) <sup>1</sup>	UOS <sup>1</sup>	MER (%) <sup>1</sup>	NAV (\$) <sup>1</sup>	UOS <sup>1</sup>
Preferred series 2: FEL option <sup>1</sup>	--	23.84	1,836	--	23.85	13,963	--	--	--

The preferred series 2 does not have a MER as all fees and expenses are paid directly by you. See the section *Ongoing expenses* below for further details. The cost of owning this fund is set out in your fee agreement - see the *Fees and expenses* section of the information folder for more details and discuss with your financial security advisor.

<sup>1</sup> FEL - Front-end load  
 MER - Management expense ratio  
 NAV - Net asset value  
 UOS - Units outstanding

**Minimum investment**  
 •Non-registered, RRSP and TFSA policies: \$500 initial or pre-authorized chequing (PAC) of \$25  
 •RRIF policies: \$10,000 initial

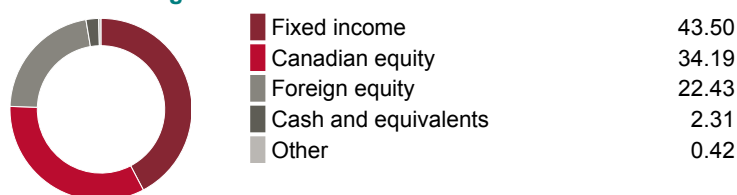
## What does the fund invest in?

This segregated fund, through investments in other funds, invests primarily in Canadian and foreign equities and fixed-income securities. It targets an asset mix of 55 per cent equities and 45 per cent fixed income.

### Top 10 investments

	Assets %
Canadian Bond (Fidelity)	44.85
Canadian Equity (Fidelity)	24.92
Canadian Large Cap Equity Index (Mackenzie)	8.31
International Equity (Fidelity)	8.28
U.S. Equity (Fidelity)	8.19
U.S. Equity Index (Mackenzie)	5.45
<b>Total</b>	<b>100.00</b>
<b>Total investments:</b>	<b>6</b>

### Investment segmentation



## Are there any guarantees?

This fund is being offered under an insurance contract. It comes with guarantees that may protect your investment if the markets go down. The insurance cost for the guarantee is included in the investment management fee. For details, please refer to the information folder and contract.

## Who is this fund for?

A person who is investing for the medium to longer term, wants fixed income and equity funds in one fund, with a target of no more than 45 per cent invested in fixed income and is comfortable with low to moderate risk.

## How has the fund performed?

This section tells you how the fund has performed over the past 10 years, prior to the deduction of fees for a policyowner who chose the 75/75 guarantee policy. This option does not deduct a MER but you pay fees that you agree to in your fee agreement directly. These fees reduce returns. See the *Ongoing expenses* section below for details.

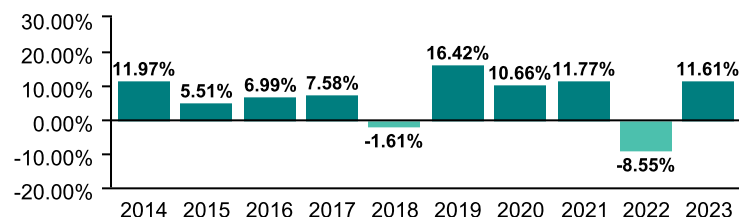
It's important to note that this doesn't tell you how the fund will perform in the future. Also, your actual return will depend on the guarantee policy you choose and your personal tax situation.

### Average return

A person who invested \$1,000 in the fund on December 31, 2013 would have \$1,966.22 on December 31, 2023. This works out to an average of 6.99% a year.

### Year-by-year returns (%)

This chart shows how the fund has performed in each of the past 10 years. In the past 10 years, the fund was up in value 8 years and down in value 2 years.



## How risky is it?

The risk rating for this fund is *Low to moderate*.



The value of your investments can go down. Please see the *Fund risks* section of the information folder for further details.

## Fidelity Balanced Income

### How much does it cost?

The following table shows the fees and expenses you could pay to invest in or redeem units of the fund.

#### 1. Sales charges

Sales charge option	What you pay	How it works
Preferred series 2 FEL option	Up to 2% of the amount you invest.	<ul style="list-style-type: none"> <li>You and your financial security advisor determine the rate.</li> <li>The fee is deducted from the amount you invest. It is paid as a commission.</li> </ul>

#### 2. Ongoing expenses

Normally the MER includes the investment management fee, operating expenses and the cost for the guarantee. These fees are normally deducted from the fund. The preferred series 2 FEL option is only available if you pay fees by redeeming units from your policy. The preferred series 2 fee agreement shows the fees you pay. These fees reduce the return you get on your investment. The advisory and management service fee is negotiable and the fee ranges between 0.50% and 1.25%.

Available additional guarantee options are subject to the following fees. You have to pay for these as set out below. For details about how the guarantees work, please see the applicable section of your information folder and contract.

Guarantee policy	Death benefit guarantee reset option (%)	Maturity guarantee reset option (%)
<b>Maturity / death benefit (%)</b>	<b>Additional costs</b>	
75 / 75	n/a	n/a
75 / 100	0.11	n/a
100 / 100	0.11	0.11

#### Trailing commission

No trailing commission.

#### 3. Other fees

You may have to pay other fees when you redeem or switch units of the fund.

Fee	What you pay
Short-term trading fee	Up to 2% of the value of units you redeem or switch within 90 days of investing in the fund.
Switch fee	You may make up to 12 free switches in each calendar year and after that you may be charged a fee.

### What if I change my mind?

You can change your mind and cancel the segregated fund policy, the initial pre-authorized chequing premium or any lump-sum premium you apply to the policy by telling us in writing within two business days of the earlier of the date you received confirmation of the transaction or five business days after it is mailed to you.

Your cancellation request has to be in writing, which can include email or letter. The amount returned will be the lesser of the amount of the premium being cancelled or the value of the applicable units acquired on the day we process your request. The amount returned only applies to the specific transaction and will include a refund of any sales charges or other fees you paid.

#### For more information

The *Fund Facts* may not contain all the information you need. Please read the contract and the information folder or you may contact us at:

The Canada Life Assurance Company  
 255 Dufferin Avenue  
 London, ON N6A 4K1

Web - [www.canadalife.com](http://www.canadalife.com)

Email - On our website, please go to the "Contact Us" section

Telephone - 1-888-252-1847

# Core Balanced

**Quick facts:** Date fund available: May 14, 2012  
 Date fund created: October 5, 2009  
 Managed by: Canada Life Investment Management Ltd.

Total fund value: \$73,206,056  
 Portfolio turnover rate: 1.29%

Guarantee policy : Maturity / death benefit (%)	75 / 75			75 / 100			100 / 100		
	MER (%) <sup>1</sup>	NAV (\$) <sup>1</sup>	UOS <sup>1</sup>	MER (%) <sup>1</sup>	NAV (\$) <sup>1</sup>	UOS <sup>1</sup>	MER (%) <sup>1</sup>	NAV (\$) <sup>1</sup>	UOS <sup>1</sup>
Preferred series 2: FEL option <sup>1</sup>	--	23.67	38,168	--	23.67	25,179	--	--	--

The preferred series 2 does not have a MER as all fees and expenses are paid directly by you. See the section *Ongoing expenses* below for further details. The cost of owning this fund is set out in your fee agreement - see the *Fees and expenses* section of the information folder for more details and discuss with your financial security advisor.

<sup>1</sup> FEL - Front-end load  
 MER - Management expense ratio  
 NAV - Net asset value  
 UOS - Units outstanding

**Minimum investment**  
 •Non-registered, RRSP and TFSA policies: \$500 initial or pre-authorized chequing (PAC) of \$25  
 •RRIF policies: \$10,000 initial

## What does the fund invest in?

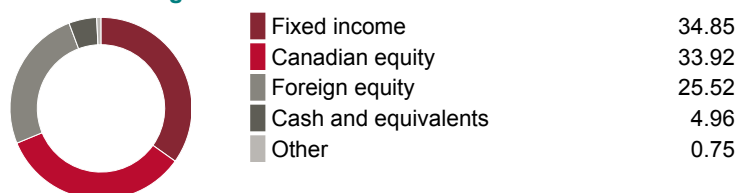
This segregated fund, through investments in other funds, invests primarily in Canadian and foreign equities and fixed-income securities. It targets an asset mix of 60 per cent equities and 40 per cent fixed income.

### Top 10 investments

	Assets %
Canadian Core Bond	39.96
Canadian Focused Dividend	18.08
Canadian Equity (Mackenzie)	9.04
Canadian Large Cap Equity Index (Mackenzie)	9.04
International Equity (Putnam)	6.01
U.S. Equity Index (Mackenzie)	5.97
Global All Cap Equity	5.96
U.S. Value Stock	3.00
U.S. Equity (Mackenzie)	2.94
<b>Total</b>	<b>100.00</b>

**Total investments:** 9

### Investment segmentation



## Are there any guarantees?

This fund is being offered under an insurance contract. It comes with guarantees that may protect your investment if the markets go down. The insurance cost for the guarantee is included in the investment management fee. For details, please refer to the information folder and contract.

## Who is this fund for?

A person who is investing for the medium to longer term, wants fixed income and equity funds in one fund, with a target of no more than 40 per cent invested in fixed income and is comfortable with low to moderate risk.

## How has the fund performed?

This section tells you how the fund has performed over the past 10 years, prior to the deduction of fees for a policyowner who chose the 75/75 guarantee policy. This option does not deduct a MER but you pay fees that you agree to in your fee agreement directly. These fees reduce returns. See the *Ongoing expenses* section below for details.

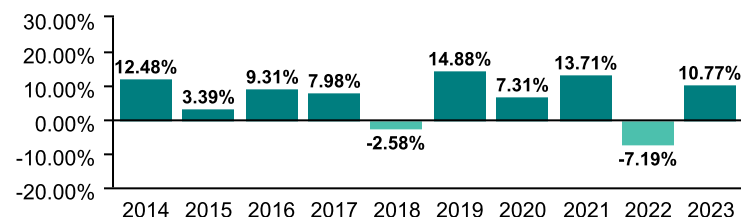
It's important to note that this doesn't tell you how the fund will perform in the future. Also, your actual return will depend on the guarantee policy you choose and your personal tax situation.

### Average return

A person who invested \$1,000 in the fund on December 31, 2013 would have \$1,927.07 on December 31, 2023. This works out to an average of 6.78% a year.

### Year-by-year returns (%)

This chart shows how the fund has performed in each of the past 10 years. In the past 10 years, the fund was up in value 8 years and down in value 2 years.



## How risky is it?

The risk rating for this fund is *Low to moderate*.



The value of your investments can go down. Please see the *Fund risks* section of the information folder for further details.

## Core Balanced

### How much does it cost?

The following table shows the fees and expenses you could pay to invest in or redeem units of the fund.

#### 1. Sales charges

Sales charge option	What you pay	How it works
Preferred series 2 FEL option	Up to 2% of the amount you invest.	<ul style="list-style-type: none"> <li>You and your financial security advisor determine the rate.</li> <li>The fee is deducted from the amount you invest. It is paid as a commission.</li> </ul>

#### 2. Ongoing expenses

Normally the MER includes the investment management fee, operating expenses and the cost for the guarantee. These fees are normally deducted from the fund. The preferred series 2 FEL option is only available if you pay fees by redeeming units from your policy. The preferred series 2 fee agreement shows the fees you pay. These fees reduce the return you get on your investment. The advisory and management service fee is negotiable and the fee ranges between 0.50% and 1.25%.

Available additional guarantee options are subject to the following fees. You have to pay for these as set out below. For details about how the guarantees work, please see the applicable section of your information folder and contract.

Guarantee policy	Death benefit guarantee reset option (%)	Maturity guarantee reset option (%)
<b>Maturity / death benefit (%)</b>	<b>Additional costs</b>	
75 / 75	n/a	n/a
75 / 100	0.11	n/a
100 / 100	0.11	0.11

#### Trailing commission

No trailing commission.

#### 3. Other fees

You may have to pay other fees when you redeem or switch units of the fund.

Fee	What you pay
Short-term trading fee	Up to 2% of the value of units you redeem or switch within 90 days of investing in the fund.
Switch fee	You may make up to 12 free switches in each calendar year and after that you may be charged a fee.

### What if I change my mind?

You can change your mind and cancel the segregated fund policy, the initial pre-authorized chequing premium or any lump-sum premium you apply to the policy by telling us in writing within two business days of the earlier of the date you received confirmation of the transaction or five business days after it is mailed to you.

Your cancellation request has to be in writing, which can include email or letter. The amount returned will be the lesser of the amount of the premium being cancelled or the value of the applicable units acquired on the day we process your request. The amount returned only applies to the specific transaction and will include a refund of any sales charges or other fees you paid.

#### For more information

The *Fund Facts* may not contain all the information you need. Please read the contract and the information folder or you may contact us at:

The Canada Life Assurance Company  
 255 Dufferin Avenue  
 London, ON N6A 4K1

Web - [www.canadalife.com](http://www.canadalife.com)

Email - On our website, please go to the "Contact Us" section

Telephone - 1-888-252-1847

# Mackenzie Balanced

**Quick facts:** Date fund available: May 14, 2012  
 Date fund created: October 5, 2009  
 Managed by: Canada Life Investment Management Ltd.

Total fund value: \$6,450,526  
 Portfolio turnover rate: 3.86%

Guarantee policy : Maturity / death benefit (%)	75 / 75			75 / 100			100 / 100		
	MER (%) <sup>1</sup>	NAV (\$) <sup>1</sup>	UOS <sup>1</sup>	MER (%) <sup>1</sup>	NAV (\$) <sup>1</sup>	UOS <sup>1</sup>	MER (%) <sup>1</sup>	NAV (\$) <sup>1</sup>	UOS <sup>1</sup>
Preferred series 2: FEL option <sup>1</sup>	--	--	--	--	24.04	1,657	--	--	--

The preferred series 2 does not have a MER as all fees and expenses are paid directly by you. See the section *Ongoing expenses* below for further details. The cost of owning this fund is set out in your fee agreement - see the *Fees and expenses* section of the information folder for more details and discuss with your financial security advisor.

<sup>1</sup> FEL - Front-end load  
 MER - Management expense ratio  
 NAV - Net asset value  
 UOS - Units outstanding

**Minimum investment**  
 •Non-registered, RRSP and TFSA policies: \$500 initial or pre-authorized chequing (PAC) of \$25  
 •RRIF policies: \$10,000 initial

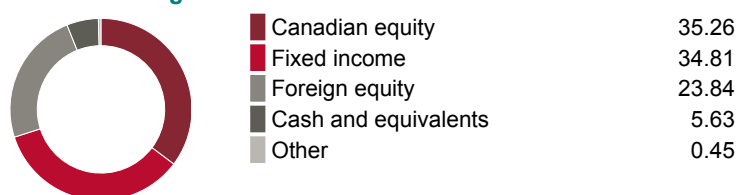
## What does the fund invest in?

This segregated fund, through investments in other funds, invests primarily in Canadian and foreign equities and fixed-income securities. It targets an asset mix of 60 per cent equities and 40 per cent fixed income.

### Top 10 investments

	Assets %
Bond (Mackenzie)	39.95
Canadian All Cap Value (Mackenzie)	27.22
Canadian Large Cap Equity Index (Mackenzie)	9.08
International Stock	8.99
U.S. Large Cap (Mackenzie)	8.83
U.S. Equity Index (Mackenzie)	5.93
<b>Total</b>	<b>100.00</b>
<b>Total investments:</b>	<b>6</b>

### Investment segmentation



## Are there any guarantees?

This fund is being offered under an insurance contract. It comes with guarantees that may protect your investment if the markets go down. The insurance cost for the guarantee is included in the investment management fee. For details, please refer to the information folder and contract.

## Who is this fund for?

A person who is investing for the medium to longer term, wants fixed income and equity funds in one fund, with a target of no more than 40 per cent invested in fixed income and is comfortable with low to moderate risk.

## How has the fund performed?

This section tells you how the fund has performed over the past 10 years, prior to the deduction of fees for a policyowner who chose the 75/75 guarantee policy. This option does not deduct a MER but you pay fees that you agree to in your fee agreement directly. These fees reduce returns. See the *Ongoing expenses* section below for details.

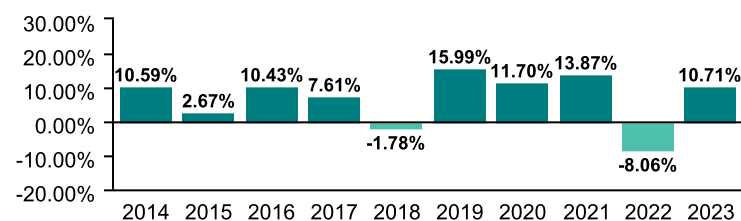
It's important to note that this doesn't tell you how the fund will perform in the future. Also, your actual return will depend on the guarantee policy you choose and your personal tax situation.

### Average return

A person who invested \$1,000 in the fund on December 31, 2013 would have \$1,990.21 on December 31, 2023. This works out to an average of 7.12% a year.

### Year-by-year returns (%)

This chart shows how the fund has performed in each of the past 10 years. In the past 10 years, the fund was up in value 8 years and down in value 2 years.



## How risky is it?

The risk rating for this fund is *Low to moderate*.



The value of your investments can go down. Please see the *Fund risks* section of the information folder for further details.

## Mackenzie Balanced

### How much does it cost?

The following table shows the fees and expenses you could pay to invest in or redeem units of the fund.

#### 1. Sales charges

Sales charge option	What you pay	How it works
Preferred series 2 FEL option	Up to 2% of the amount you invest.	<ul style="list-style-type: none"> <li>You and your financial security advisor determine the rate.</li> <li>The fee is deducted from the amount you invest. It is paid as a commission.</li> </ul>

#### 2. Ongoing expenses

Normally the MER includes the investment management fee, operating expenses and the cost for the guarantee. These fees are normally deducted from the fund. The preferred series 2 FEL option is only available if you pay fees by redeeming units from your policy. The preferred series 2 fee agreement shows the fees you pay. These fees reduce the return you get on your investment. The advisory and management service fee is negotiable and the fee ranges between 0.50% and 1.25%.

Available additional guarantee options are subject to the following fees. You have to pay for these as set out below. For details about how the guarantees work, please see the applicable section of your information folder and contract.

Guarantee policy	Death benefit guarantee reset option (%)	Maturity guarantee reset option (%)
<b>Maturity / death benefit (%)</b>	<b>Additional costs</b>	
75 / 75	n/a	n/a
75 / 100	0.11	n/a
100 / 100	0.11	0.11

#### Trailing commission

No trailing commission.

#### 3. Other fees

You may have to pay other fees when you redeem or switch units of the fund.

Fee	What you pay
Short-term trading fee	Up to 2% of the value of units you redeem or switch within 90 days of investing in the fund.
Switch fee	You may make up to 12 free switches in each calendar year and after that you may be charged a fee.

### What if I change my mind?

You can change your mind and cancel the segregated fund policy, the initial pre-authorized chequing premium or any lump-sum premium you apply to the policy by telling us in writing within two business days of the earlier of the date you received confirmation of the transaction or five business days after it is mailed to you.

Your cancellation request has to be in writing, which can include email or letter. The amount returned will be the lesser of the amount of the premium being cancelled or the value of the applicable units acquired on the day we process your request. The amount returned only applies to the specific transaction and will include a refund of any sales charges or other fees you paid.

#### For more information

The *Fund Facts* may not contain all the information you need. Please read the contract and the information folder or you may contact us at:

The Canada Life Assurance Company  
 255 Dufferin Avenue  
 London, ON N6A 4K1

Web - [www.canadalife.com](http://www.canadalife.com)

Email - On our website, please go to the "Contact Us" section

Telephone - 1-888-252-1847



# Core Balanced Growth Plus

**Quick facts:** Date fund available: May 14, 2012  
 Date fund created: October 5, 2009  
 Managed by: Canada Life Investment Management Ltd.

Total fund value: \$90,872,592  
 Portfolio turnover rate: 1.89%

Guarantee policy : Maturity / death benefit (%)	75 / 75			75 / 100			100 / 100		
	MER (%) <sup>1</sup>	NAV (\$) <sup>1</sup>	UOS <sup>1</sup>	MER (%) <sup>1</sup>	NAV (\$) <sup>1</sup>	UOS <sup>1</sup>	MER (%) <sup>1</sup>	NAV (\$) <sup>1</sup>	UOS <sup>1</sup>
Preferred series 2: FEL option <sup>1</sup>	--	26.06	13,241	--	26.06	11,799	--	--	--

The preferred series 2 does not have a MER as all fees and expenses are paid directly by you. See the section *Ongoing expenses* below for further details. The cost of owning this fund is set out in your fee agreement - see the *Fees and expenses* section of the information folder for more details and discuss with your financial security advisor.

<sup>1</sup> FEL - Front-end load  
 MER - Management expense ratio  
 NAV - Net asset value  
 UOS - Units outstanding

**Minimum investment**  
 •Non-registered, RRSP and TFSA policies: \$500 initial or pre-authorized chequing (PAC) of \$25  
 •RRIF policies: \$10,000 initial

## What does the fund invest in?

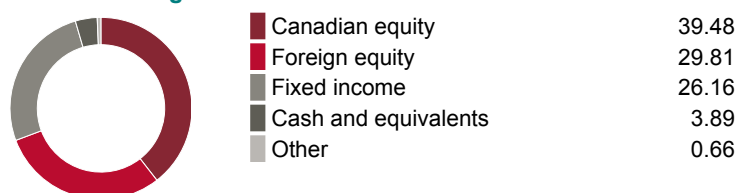
This segregated fund, through investments in other funds, invests primarily in Canadian and foreign equities and fixed-income securities. It targets an asset mix of 70 per cent equities and 30 per cent fixed income.

### Top 10 investments

	Assets %
Canadian Core Bond	30.00
Canadian Focused Dividend	21.05
Canadian Large Cap Equity Index (Mackenzie)	10.52
Canadian Equity (Mackenzie)	10.52
International Equity (Putnam)	7.02
Global All Cap Equity	6.99
U.S. Equity Index (Mackenzie)	6.97
U.S. Value Stock	3.49
U.S. Equity (Mackenzie)	3.44
<b>Total</b>	<b>100.00</b>

**Total investments:** 9

### Investment segmentation



## Are there any guarantees?

This fund is being offered under an insurance contract. It comes with guarantees that may protect your investment if the markets go down. The insurance cost for the guarantee is included in the investment management fee. For details, please refer to the information folder and contract.

## Who is this fund for?

A person who is investing for the medium to longer term, wants fixed income and equity funds in one fund, with a target of no more than 30 per cent invested in fixed income and is comfortable with low to moderate risk.

## How has the fund performed?

This section tells you how the fund has performed over the past 10 years, prior to the deduction of fees for a policyowner who chose the 75/75 guarantee policy. This option does not deduct a MER but you pay fees that you agree to in your fee agreement directly. These fees reduce returns. See the *Ongoing expenses* section below for details.

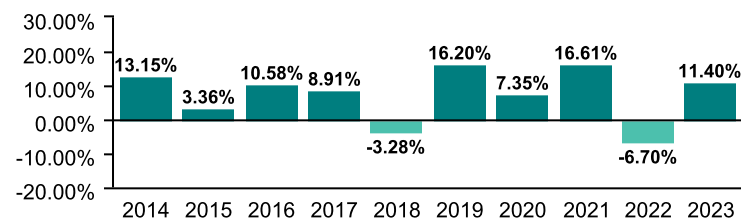
It's important to note that this doesn't tell you how the fund will perform in the future. Also, your actual return will depend on the guarantee policy you choose and your personal tax situation.

### Average return

A person who invested \$1,000 in the fund on December 31, 2013 would have \$2,059.41 on December 31, 2023. This works out to an average of 7.49% a year.

### Year-by-year returns (%)

This chart shows how the fund has performed in each of the past 10 years. In the past 10 years, the fund was up in value 8 years and down in value 2 years.



## How risky is it?

The risk rating for this fund is *Low to moderate*.



The value of your investments can go down. Please see the *Fund risks* section of the information folder for further details.

## Core Balanced Growth Plus

### How much does it cost?

The following table shows the fees and expenses you could pay to invest in or redeem units of the fund.

#### 1. Sales charges

Sales charge option	What you pay	How it works
Preferred series 2 FEL option	Up to 2% of the amount you invest.	<ul style="list-style-type: none"> <li>You and your financial security advisor determine the rate.</li> <li>The fee is deducted from the amount you invest. It is paid as a commission.</li> </ul>

#### 2. Ongoing expenses

Normally the MER includes the investment management fee, operating expenses and the cost for the guarantee. These fees are normally deducted from the fund. The preferred series 2 FEL option is only available if you pay fees by redeeming units from your policy. The preferred series 2 fee agreement shows the fees you pay. These fees reduce the return you get on your investment. The advisory and management service fee is negotiable and the fee ranges between 0.50% and 1.25%.

Available additional guarantee options are subject to the following fees. You have to pay for these as set out below. For details about how the guarantees work, please see the applicable section of your information folder and contract.

Guarantee policy	Death benefit guarantee reset option (%)	Maturity guarantee reset option (%)
<b>Maturity / death benefit (%)</b>	<b>Additional costs</b>	
75 / 75	n/a	n/a
75 / 100	0.11	n/a
100 / 100	0.11	0.11

#### Trailing commission

No trailing commission.

#### 3. Other fees

You may have to pay other fees when you redeem or switch units of the fund.

Fee	What you pay
Short-term trading fee	Up to 2% of the value of units you redeem or switch within 90 days of investing in the fund.
Switch fee	You may make up to 12 free switches in each calendar year and after that you may be charged a fee.

### What if I change my mind?

You can change your mind and cancel the segregated fund policy, the initial pre-authorized chequing premium or any lump-sum premium you apply to the policy by telling us in writing within two business days of the earlier of the date you received confirmation of the transaction or five business days after it is mailed to you.

Your cancellation request has to be in writing, which can include email or letter. The amount returned will be the lesser of the amount of the premium being cancelled or the value of the applicable units acquired on the day we process your request. The amount returned only applies to the specific transaction and will include a refund of any sales charges or other fees you paid.

#### For more information

The *Fund Facts* may not contain all the information you need. Please read the contract and the information folder or you may contact us at:

The Canada Life Assurance Company  
 255 Dufferin Avenue  
 London, ON N6A 4K1

Web - [www.canadalife.com](http://www.canadalife.com)

Email - On our website, please go to the "Contact Us" section

Telephone - 1-888-252-1847

# Money Market

**Quick facts:** Date fund available: May 14, 2012  
 Date fund created: November 1, 1988  
 Managed by: Mackenzie Investments

Total fund value: \$867,967,221  
 Portfolio turnover rate: 20.69%

Guarantee policy : Maturity / death benefit (%)	75 / 75			75 / 100			100 / 100		
	MER (%) <sup>1</sup>	NAV (\$) <sup>1</sup>	UOS <sup>1</sup>	MER (%) <sup>1</sup>	NAV (\$) <sup>1</sup>	UOS <sup>1</sup>	MER (%) <sup>1</sup>	NAV (\$) <sup>1</sup>	UOS <sup>1</sup>
Preferred series 2: FEL option <sup>1</sup>	--	11.96	91,159	--	11.97	117,274	--	--	--

The preferred series 2 does not have a MER as all fees and expenses are paid directly by you. See the section *Ongoing expenses* below for further details. The cost of owning this fund is set out in your fee agreement - see the *Fees and expenses* section of the information folder for more details and discuss with your financial security advisor.

<sup>1</sup> FEL - Front-end load  
 MER - Management expense ratio  
 NAV - Net asset value  
 UOS - Units outstanding

**Minimum investment**  
 •Non-registered, RRSP and TFSA policies: \$500 initial or pre-authorized chequing (PAC) of \$25  
 •RRIF policies: \$10,000 initial

## What does the fund invest in?

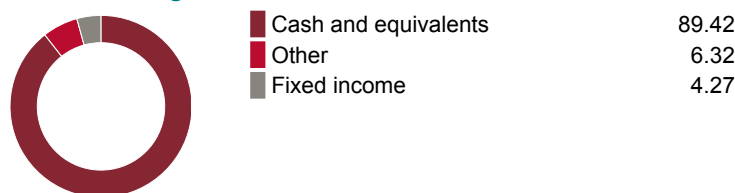
This segregated fund invests primarily in Canadian money market instruments such as high-quality commercial paper and short-term government debt securities.

### Top 10 investments

	Assets %
National Bank of Canada (FRN), 2/7/2024	5.43
Bank of Nova Scotia (The), 3/28/2024	4.40
Toronto-Dominion Bank (FRN), 1/31/2025	4.27
City Of Montreal 02-29-2024	2.99
AIMCo Realty Investors LP, 2.27%, 6/26/2024	2.94
Bank of Montreal, 2.85%, 3/6/2024	2.60
Sumitomo Mitsui Inc. 06-07-2024	2.11
The Bank of Nova Scotia 01-17-2024	2.07
OMERS Realty Corporation, 2.86%, 2/23/2024	1.90
Bank of Montreal Floating Rate 09-19-2024	1.85
<b>Total</b>	<b>30.56</b>

**Total investments:** 103

### Investment segmentation



## Are there any guarantees?

This fund is being offered under an insurance contract. It comes with guarantees that may protect your investment if the markets go down. The insurance cost for the guarantee is included in the investment management fee. For details, please refer to the information folder and contract.

## Who is this fund for?

A person seeking short-term safety and planning to hold their investment for a short period of time.

## How has the fund performed?

This section tells you how the fund has performed over the past 10 years, prior to the deduction of fees for a policyowner who chose the 75/75 guarantee policy. This option does not deduct a MER but you pay fees that you agree to in your fee agreement directly. These fees reduce returns. See the *Ongoing expenses* section below for details.

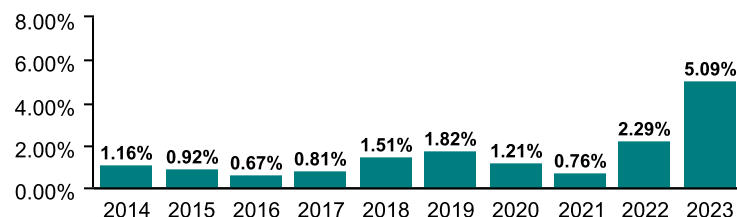
It's important to note that this doesn't tell you how the fund will perform in the future. Also, your actual return will depend on the guarantee policy you choose and your personal tax situation.

### Average return

A person who invested \$1,000 in the fund on December 31, 2013 would have \$1,173.77 on December 31, 2023. This works out to an average of 1.62% a year.

### Year-by-year returns (%)

This chart shows how the fund has performed in each of the past 10 years. In the past 10 years, the fund was up in value 10 years and down in value 0 years.



## How risky is it?

The risk rating for this fund is *Low*.



The value of your investments can go down. Please see the *Fund risks* section of the information folder for further details.

## Money Market

### How much does it cost?

The following table shows the fees and expenses you could pay to invest in or redeem units of the fund.

#### 1. Sales charges

Sales charge option	What you pay	How it works
Preferred series 2 FEL option	Up to 2% of the amount you invest.	<ul style="list-style-type: none"> <li>You and your financial security advisor determine the rate.</li> <li>The fee is deducted from the amount you invest. It is paid as a commission.</li> </ul>

#### 2. Ongoing expenses

Normally the MER includes the investment management fee, operating expenses and the cost for the guarantee. These fees are normally deducted from the fund. The preferred series 2 FEL option is only available if you pay fees by redeeming units from your policy. The preferred series 2 fee agreement shows the fees you pay. These fees reduce the return you get on your investment. The advisory and management service fee is negotiable and the fee ranges between 0.50% and 1.25%.

Available additional guarantee options are subject to the following fees. You have to pay for these as set out below. For details about how the guarantees work, please see the applicable section of your information folder and contract.

Guarantee policy	Death benefit guarantee reset option (%)	Maturity guarantee reset option (%)
<b>Maturity / death benefit (%)</b>	<b>Additional costs</b>	
75 / 75	n/a	n/a
75 / 100	0.11	n/a
100 / 100	0.11	0.05

#### Trailing commission

No trailing commission.

#### 3. Other fees

You may have to pay other fees when you redeem or switch units of the fund.

Fee	What you pay
Short-term trading fee	Up to 2% of the value of units you redeem or switch within 90 days of investing in the fund.
Switch fee	You may make up to 12 free switches in each calendar year and after that you may be charged a fee.

### What if I change my mind?

You can change your mind and cancel the segregated fund policy, the initial pre-authorized chequing premium or any lump-sum premium you apply to the policy by telling us in writing within two business days of the earlier of the date you received confirmation of the transaction or five business days after it is mailed to you.

Your cancellation request has to be in writing, which can include email or letter. The amount returned will be the lesser of the amount of the premium being cancelled or the value of the applicable units acquired on the day we process your request. The amount returned only applies to the specific transaction and will include a refund of any sales charges or other fees you paid.

#### For more information

The *Fund Facts* may not contain all the information you need. Please read the contract and the information folder or you may contact us at:

The Canada Life Assurance Company

255 Dufferin Avenue

London, ON N6A 4K1

Web - [www.canadalife.com](http://www.canadalife.com)

Email - On our website, please go to the "Contact Us" section

Telephone - 1-888-252-1847

## Diversified Fixed Income Profile

**Quick facts:** Date fund available: May 14, 2012  
 Date fund created: November 5, 2001  
 Managed by: Canada Life Investment Management Ltd.

Total fund value: \$95,551,295  
 Portfolio turnover rate: 6.80%

Guarantee policy : Maturity / death benefit (%)	75 / 75			75 / 100			100 / 100		
	MER (%) <sup>1</sup>	NAV (\$) <sup>1</sup>	UOS <sup>1</sup>	MER (%) <sup>1</sup>	NAV (\$) <sup>1</sup>	UOS <sup>1</sup>	MER (%) <sup>1</sup>	NAV (\$) <sup>1</sup>	UOS <sup>1</sup>
Preferred series 2: FEL option <sup>1</sup>	--	13.48	68,184	--	13.48	189,901	--	13.48	139,636

The preferred series 2 does not have a MER as all fees and expenses are paid directly by you. See the section *Ongoing expenses* below for further details. The cost of owning this fund is set out in your fee agreement - see the *Fees and expenses* section of the information folder for more details and discuss with your financial security advisor.

<sup>1</sup> FEL - Front-end load  
 MER - Management expense ratio  
 NAV - Net asset value  
 UOS - Units outstanding

**Minimum investment**  
 •Non-registered, RRSP and TFSA policies: \$500 initial or pre-authorized chequing (PAC) of \$25  
 •RRIF policies: \$10,000 initial

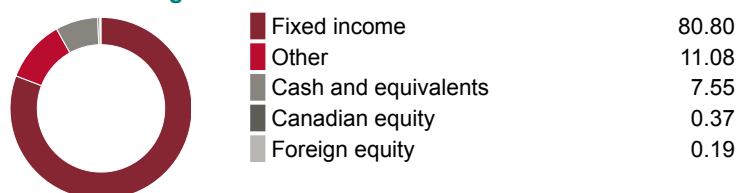
### What does the fund invest in?

This segregated fund, through investments in other funds, invests primarily in Canadian fixed-income securities. It targets an asset mix of 100 per cent fixed income.

#### Top 10 investments

	Assets %
Canadian Core Plus Bond	20.93
Canadian Core Bond	19.99
Mortgage	9.93
Canadian Core Plus Bond (Leith Wheeler)	8.89
Canadian Corporate Bond	8.86
Long Term Bond	7.91
Unconstrained Fixed Income	6.96
Foreign Bond (CLAM)	4.96
Real Return Bond	4.96
Global Bond (Brandywine)	4.95
<b>Total</b>	<b>98.34</b>
<b>Total investments:</b>	<b>11</b>

#### Investment segmentation



### Are there any guarantees?

This fund is being offered under an insurance contract. It comes with guarantees that may protect your investment if the markets go down. The insurance cost for the guarantee is included in the investment management fee. For details, please refer to the information folder and contract.

### Who is this fund for?

A person who is investing for the medium to longer term, wants exposure to multi-managers in one fund with a target of 100 per cent invested in fixed income and is comfortable with low risk.

### How has the fund performed?

This section tells you how the fund has performed over the past 10 years, prior to the deduction of fees for a policyowner who chose the 75/75 guarantee policy. This option does not deduct a MER but you pay fees that you agree to in your fee agreement directly. These fees reduce returns. See the *Ongoing expenses* section below for details.

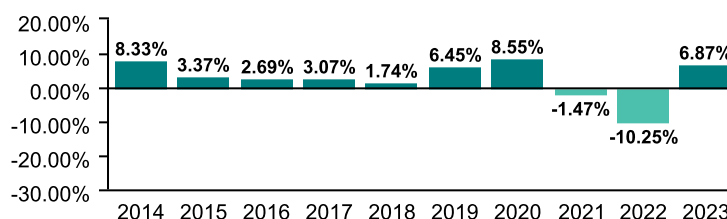
It's important to note that this doesn't tell you how the fund will perform in the future. Also, your actual return will depend on the guarantee policy you choose and your personal tax situation.

#### Average return

A person who invested \$1,000 in the fund on December 31, 2013 would have \$1,316.90 on December 31, 2023. This works out to an average of 2.79% a year.

#### Year-by-year returns (%)

This chart shows how the fund has performed in each of the past 10 years. In the past 10 years, the fund was up in value 8 years and down in value 2 years.



### How risky is it?

The risk rating for this fund is *Low*.



The value of your investments can go down. Please see the *Fund risks* section of the information folder for further details.

## Diversified Fixed Income Profile

### How much does it cost?

The following table shows the fees and expenses you could pay to invest in or redeem units of the fund.

#### 1. Sales charges

Sales charge option	What you pay	How it works
Preferred series 2 FEL option	Up to 2% of the amount you invest.	<ul style="list-style-type: none"> <li>You and your financial security advisor determine the rate.</li> <li>The fee is deducted from the amount you invest. It is paid as a commission.</li> </ul>

#### 2. Ongoing expenses

Normally the MER includes the investment management fee, operating expenses and the cost for the guarantee. These fees are normally deducted from the fund. The preferred series 2 FEL option is only available if you pay fees by redeeming units from your policy. The preferred series 2 fee agreement shows the fees you pay. These fees reduce the return you get on your investment. The advisory and management service fee is negotiable and the fee ranges between 0.50% and 1.25%.

Available additional guarantee options are subject to the following fees. You have to pay for these as set out below. For details about how the guarantees work, please see the applicable section of your information folder and contract.

Guarantee policy	Death benefit guarantee reset option (%)	Maturity guarantee reset option (%)
<b>Maturity / death benefit (%)</b>	<b>Additional costs</b>	
75 / 75	n/a	n/a
75 / 100	0.11	n/a
100 / 100	0.11	0.05

#### Trailing commission

No trailing commission.

#### 3. Other fees

You may have to pay other fees when you redeem or switch units of the fund.

Fee	What you pay
Short-term trading fee	Up to 2% of the value of units you redeem or switch within 90 days of investing in the fund.
Switch fee	You may make up to 12 free switches in each calendar year and after that you may be charged a fee.

### What if I change my mind?

You can change your mind and cancel the segregated fund policy, the initial pre-authorized chequing premium or any lump-sum premium you apply to the policy by telling us in writing within two business days of the earlier of the date you received confirmation of the transaction or five business days after it is mailed to you.

Your cancellation request has to be in writing, which can include email or letter. The amount returned will be the lesser of the amount of the premium being cancelled or the value of the applicable units acquired on the day we process your request. The amount returned only applies to the specific transaction and will include a refund of any sales charges or other fees you paid.

#### For more information

The *Fund Facts* may not contain all the information you need. Please read the contract and the information folder or you may contact us at:

The Canada Life Assurance Company  
 255 Dufferin Avenue  
 London, ON N6A 4K1

Web - [www.canadalife.com](http://www.canadalife.com)

Email - On our website, please go to the "Contact Us" section

Telephone - 1-888-252-1847

# Canadian Core Bond

**Quick facts:** Date fund available: May 14, 2012  
 Date fund created: December 31, 1961  
 Managed by: Mackenzie Investments

Total fund value: \$1,256,355,614  
 Portfolio turnover rate: 69.43%

Guarantee policy : Maturity / death benefit (%)	75 / 75			75 / 100			100 / 100		
	MER (%) <sup>1</sup>	NAV (\$) <sup>1</sup>	UOS <sup>1</sup>	MER (%) <sup>1</sup>	NAV (\$) <sup>1</sup>	UOS <sup>1</sup>	MER (%) <sup>1</sup>	NAV (\$) <sup>1</sup>	UOS <sup>1</sup>
Preferred series 2: FEL option <sup>1</sup>	--	13.30	309,171	--	13.30	685,583	--	13.30	7,891

The preferred series 2 does not have a MER as all fees and expenses are paid directly by you. See the section *Ongoing expenses* below for further details. The cost of owning this fund is set out in your fee agreement - see the *Fees and expenses* section of the information folder for more details and discuss with your financial security advisor.

<sup>1</sup> FEL - Front-end load  
 MER - Management expense ratio  
 NAV - Net asset value  
 UOS - Units outstanding

**Minimum investment**  
 •Non-registered, RRSP and TFSA policies: \$500 initial or pre-authorized chequing (PAC) of \$25  
 •RRIF policies: \$10,000 initial

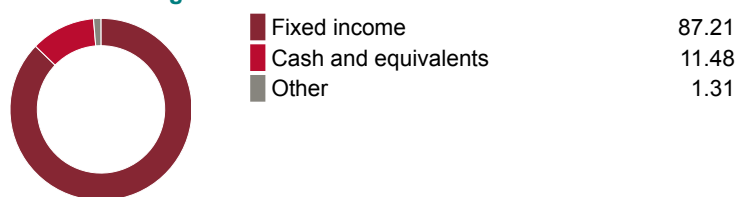
## What does the fund invest in?

This segregated fund invests primarily in Canadian fixed-income securities issued by governments and corporations.

### Top 10 investments

	Assets %
Gov. of Canada, 2.75%, 6/1/2033	5.61
Province of Ontario, 3.65%, 6/2/2033	5.57
Gov. of Canada, 2/29/2024	4.40
Province of Quebec, 4.4%, 12/1/2055	4.30
United States Treasury Note, 3.5%, 2/15/2033	2.93
United States Treasury Bill RR, 0.5%, 4/15/2024	2.75
Province of Alberta, 3.1%, 6/1/2050	2.41
North West Redwater Partnership, 3.2%, 4/24/2026	1.79
Saputo Inc., 2.88%, 11/19/2024	1.75
Province of British Columbia, 3.55%, 6/18/2033	1.56
<b>Total</b>	<b>33.05</b>
<b>Total investments:</b>	<b>1436</b>

### Investment segmentation



## Are there any guarantees?

This fund is being offered under an insurance contract. It comes with guarantees that may protect your investment if the markets go down. The insurance cost for the guarantee is included in the investment management fee. For details, please refer to the information folder and contract.

## Who is this fund for?

A person who is investing for the medium to longer term and seeking potential for interest income in their portfolio and is comfortable with low risk. Since the fund invests in bonds, its value is affected by changes in interest rates.

## How has the fund performed?

This section tells you how the fund has performed over the past 10 years, prior to the deduction of fees for a policyowner who chose the 75/75 guarantee policy. This option does not deduct a MER but you pay fees that you agree to in your fee agreement directly. These fees reduce returns. See the *Ongoing expenses* section below for details.

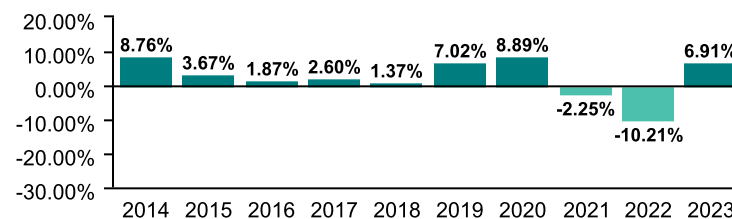
It's important to note that this doesn't tell you how the fund will perform in the future. Also, your actual return will depend on the guarantee policy you choose and your personal tax situation.

### Average return

A person who invested \$1,000 in the fund on December 31, 2013 would have \$1,306.43 on December 31, 2023. This works out to an average of 2.71% a year.

### Year-by-year returns (%)

This chart shows how the fund has performed in each of the past 10 years. In the past 10 years, the fund was up in value 8 years and down in value 2 years.



## How risky is it?

The risk rating for this fund is *Low*.



The value of your investments can go down. Please see the *Fund risks* section of the information folder for further details.

## Canadian Core Bond

### How much does it cost?

The following table shows the fees and expenses you could pay to invest in or redeem units of the fund.

#### 1. Sales charges

Sales charge option	What you pay	How it works
Preferred series 2 FEL option	Up to 2% of the amount you invest.	<ul style="list-style-type: none"> <li>You and your financial security advisor determine the rate.</li> <li>The fee is deducted from the amount you invest. It is paid as a commission.</li> </ul>

#### 2. Ongoing expenses

Normally the MER includes the investment management fee, operating expenses and the cost for the guarantee. These fees are normally deducted from the fund. The preferred series 2 FEL option is only available if you pay fees by redeeming units from your policy. The preferred series 2 fee agreement shows the fees you pay. These fees reduce the return you get on your investment. The advisory and management service fee is negotiable and the fee ranges between 0.50% and 1.25%.

Available additional guarantee options are subject to the following fees. You have to pay for these as set out below. For details about how the guarantees work, please see the applicable section of your information folder and contract.

Guarantee policy	Death benefit guarantee reset option (%)	Maturity guarantee reset option (%)
<b>Maturity / death benefit (%)</b>	<b>Additional costs</b>	
75 / 75	n/a	n/a
75 / 100	0.11	n/a
100 / 100	0.11	0.05

#### Trailing commission

No trailing commission.

#### 3. Other fees

You may have to pay other fees when you redeem or switch units of the fund.

Fee	What you pay
Short-term trading fee	Up to 2% of the value of units you redeem or switch within 90 days of investing in the fund.
Switch fee	You may make up to 12 free switches in each calendar year and after that you may be charged a fee.

### What if I change my mind?

You can change your mind and cancel the segregated fund policy, the initial pre-authorized chequing premium or any lump-sum premium you apply to the policy by telling us in writing within two business days of the earlier of the date you received confirmation of the transaction or five business days after it is mailed to you.

Your cancellation request has to be in writing, which can include email or letter. The amount returned will be the lesser of the amount of the premium being cancelled or the value of the applicable units acquired on the day we process your request. The amount returned only applies to the specific transaction and will include a refund of any sales charges or other fees you paid.

#### For more information

The *Fund Facts* may not contain all the information you need. Please read the contract and the information folder or you may contact us at:

The Canada Life Assurance Company  
 255 Dufferin Avenue  
 London, ON N6A 4K1

Web - [www.canadalife.com](http://www.canadalife.com)

Email - On our website, please go to the "Contact Us" section

Telephone - 1-888-252-1847



# Canadian Core Plus Bond

**Quick facts:** Date fund available: May 14, 2012  
 Date fund created: July 27, 1998  
 Managed by: Mackenzie Investments

Total fund value: \$764,002,400  
 Portfolio turnover rate: 3.90%

Guarantee policy : Maturity / death benefit (%)	75 / 75			75 / 100			100 / 100		
	MER (%) <sup>1</sup>	NAV (\$) <sup>1</sup>	UOS <sup>1</sup>	MER (%) <sup>1</sup>	NAV (\$) <sup>1</sup>	UOS <sup>1</sup>	MER (%) <sup>1</sup>	NAV (\$) <sup>1</sup>	UOS <sup>1</sup>
Preferred series 2: FEL option <sup>1</sup>	--	13.20	132,273	--	13.20	111,816	--	--	--

The preferred series 2 does not have a MER as all fees and expenses are paid directly by you. See the section *Ongoing expenses* below for further details. The cost of owning this fund is set out in your fee agreement - see the *Fees and expenses* section of the information folder for more details and discuss with your financial security advisor.

<sup>1</sup> FEL - Front-end load  
 MER - Management expense ratio  
 NAV - Net asset value  
 UOS - Units outstanding

**Minimum investment**

•Non-registered, RRSP and TFSA policies: \$500 initial or pre-authorized chequing (PAC) of \$25  
 •RRIF policies: \$10,000 initial

## What does the fund invest in?

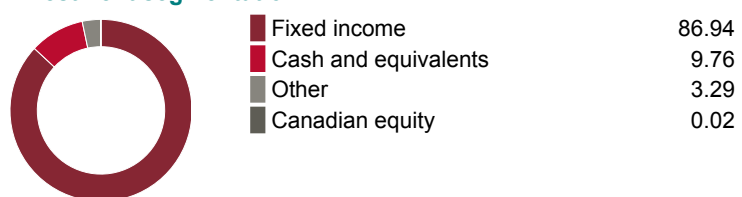
This segregated fund invests primarily in Canadian and foreign fixed-income securities currently through the Canada Life Canadian Core Plus Bond mutual fund.

### Top 10 investments (of the underlying fund)

	Assets %
Province of Ontario, 3.65%, 6/2/2033	7.41
Gov. of Canada, 2/29/2024	4.98
Gov. of Canada, 2.75%, 6/1/2033	3.87
Gov. of Canada, 2.5%, 12/1/2032	2.69
Province of Quebec, 4.4%, 12/1/2055	2.62
United States Treasury Bill RR, 0.5%, 4/15/2024	2.48
Province of Alberta, 3.1%, 6/1/2050	2.16
Province of Quebec, 3.6%, 9/1/2033	1.84
United States Treasury Note, 3.5%, 2/15/2033	1.38
Province of Ontario, 4.15%, 12/2/2054	1.29
<b>Total</b>	<b>30.72</b>

**Total investments:** 1357

### Investment segmentation



## How has the fund performed?

This section tells you how the fund has performed over the past 10 years, prior to the deduction of fees for a policyowner who chose the 75/75 guarantee policy. This option does not deduct a MER but you pay fees that you agree to in your fee agreement directly. These fees reduce returns. See the *Ongoing expenses* section below for details.

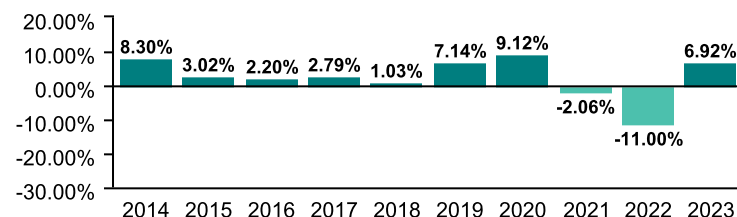
It's important to note that this doesn't tell you how the fund will perform in the future. Also, your actual return will depend on the guarantee policy you choose and your personal tax situation.

### Average return

A person who invested \$1,000 in the fund on December 31, 2013 would have \$1,290.32 on December 31, 2023. This works out to an average of 2.58% a year.

### Year-by-year returns (%)

This chart shows how the fund has performed in each of the past 10 years. In the past 10 years, the fund was up in value 8 years and down in value 2 years.



## Are there any guarantees?

This fund is being offered under an insurance contract. It comes with guarantees that may protect your investment if the markets go down. The insurance cost for the guarantee is included in the investment management fee. For details, please refer to the information folder and contract.

## Who is this fund for?

A person who is investing for the medium to longer term and seeking potential for interest income in their portfolio and is comfortable with low risk. Since the fund invests in bonds, its value is affected by changes in interest rates.

## How risky is it?

The risk rating for this fund is *Low*.



The value of your investments can go down. Please see the *Fund risks* section of the information folder for further details.

## Canadian Core Plus Bond

### How much does it cost?

The following table shows the fees and expenses you could pay to invest in or redeem units of the fund.

#### 1. Sales charges

Sales charge option	What you pay	How it works
Preferred series 2 FEL option	Up to 2% of the amount you invest.	<ul style="list-style-type: none"> <li>You and your financial security advisor determine the rate.</li> <li>The fee is deducted from the amount you invest. It is paid as a commission.</li> </ul>

#### 2. Ongoing expenses

Normally the MER includes the investment management fee, operating expenses and the cost for the guarantee. These fees are normally deducted from the fund. The preferred series 2 FEL option is only available if you pay fees by redeeming units from your policy. The preferred series 2 fee agreement shows the fees you pay. These fees reduce the return you get on your investment. The advisory and management service fee is negotiable and the fee ranges between 0.50% and 1.25%.

Available additional guarantee options are subject to the following fees. You have to pay for these as set out below. For details about how the guarantees work, please see the applicable section of your information folder and contract.

Guarantee policy	Death benefit guarantee reset option (%)	Maturity guarantee reset option (%)
<b>Maturity / death benefit (%)</b>	<b>Additional costs</b>	
75 / 75	n/a	n/a
75 / 100	0.11	n/a
100 / 100	0.11	0.05

#### Trailing commission

No trailing commission.

#### 3. Other fees

You may have to pay other fees when you redeem or switch units of the fund.

Fee	What you pay
Short-term trading fee	Up to 2% of the value of units you redeem or switch within 90 days of investing in the fund.
Switch fee	You may make up to 12 free switches in each calendar year and after that you may be charged a fee.

### What if I change my mind?

You can change your mind and cancel the segregated fund policy, the initial pre-authorized chequing premium or any lump-sum premium you apply to the policy by telling us in writing within two business days of the earlier of the date you received confirmation of the transaction or five business days after it is mailed to you.

Your cancellation request has to be in writing, which can include email or letter. The amount returned will be the lesser of the amount of the premium being cancelled or the value of the applicable units acquired on the day we process your request. The amount returned only applies to the specific transaction and will include a refund of any sales charges or other fees you paid.

#### For more information

The *Fund Facts* may not contain all the information you need. Please read the contract and the information folder or you may contact us at:

The Canada Life Assurance Company  
 255 Dufferin Avenue  
 London, ON N6A 4K1

Web - [www.canadalife.com](http://www.canadalife.com)

Email - On our website, please go to the "Contact Us" section

Telephone - 1-888-252-1847

# Mortgage

**Quick facts:** Date fund available: May 14, 2012  
 Date fund created: July 31, 1969  
 Managed by: The Canada Life Assurance Company

Total fund value: \$951,314,071  
 Portfolio turnover rate: 4.01%

Guarantee policy : Maturity / death benefit (%)	75 / 75			75 / 100			100 / 100		
	MER (%) <sup>1</sup>	NAV (\$) <sup>1</sup>	UOS <sup>1</sup>	MER (%) <sup>1</sup>	NAV (\$) <sup>1</sup>	UOS <sup>1</sup>	MER (%) <sup>1</sup>	NAV (\$) <sup>1</sup>	UOS <sup>1</sup>
Preferred series 2: FEL option <sup>1</sup>	--	12.95	39,413	--	12.95	159,429	--	12.95	15,877

The preferred series 2 does not have a MER as all fees and expenses are paid directly by you. See the section *Ongoing expenses* below for further details. The cost of owning this fund is set out in your fee agreement - see the *Fees and expenses* section of the information folder for more details and discuss with your financial security advisor.

<sup>1</sup> FEL - Front-end load  
 MER - Management expense ratio  
 NAV - Net asset value  
 UOS - Units outstanding

**Minimum investment**

•Non-registered, RRSP and TFSA policies: \$500 initial or pre-authorized chequing (PAC) of \$25  
 •RRIF policies: \$10,000 initial

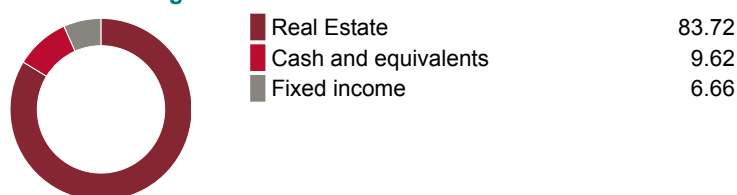
## What does the fund invest in?

This segregated fund invests primarily in mortgages on Canadian residential and commercial properties.

### Top 10 investments

	Assets %
Cash and short-term deposits	9.45
BPP CA Industrial Sub Owner 1 E LP et al.	3.06
2615985 Ontario Inc.	2.33
Government of Canada 2.25% 06-01-2025	2.05
BPP CA Industrial Sub Owner 1 F LP	2.01
Canada Housing Trust No. 1 2.10% 09-15-2029	1.96
Crestpoint Real Estate (121 King) Inc. & ONTARI Holdings Ltd.	1.83
9325875 Canada Inc & Jawl Enterprises Ltd.	1.64
Onni Development (1525 Broadway) Corp. and Onni Real Estate	1.56
PIRET CA Owner A LP	1.46
<b>Total</b>	<b>27.35</b>
<b>Total investments:</b>	<b>123</b>

### Investment segmentation



## Are there any guarantees?

This fund is being offered under an insurance contract. It comes with guarantees that may protect your investment if the markets go down. The insurance cost for the guarantee is included in the investment management fee. For details, please refer to the information folder and contract.

## Who is this fund for?

A person who is investing for the medium to longer term and seeking potential for interest income in their portfolio and is comfortable with low risk. Since the fund invests in mortgages its value is affected by changes in interest rates.

## How has the fund performed?

This section tells you how the fund has performed over the past 10 years, prior to the deduction of fees for a policyowner who chose the 75/75 guarantee policy. This option does not deduct a MER but you pay fees that you agree to in your fee agreement directly. These fees reduce returns. See the *Ongoing expenses* section below for details.

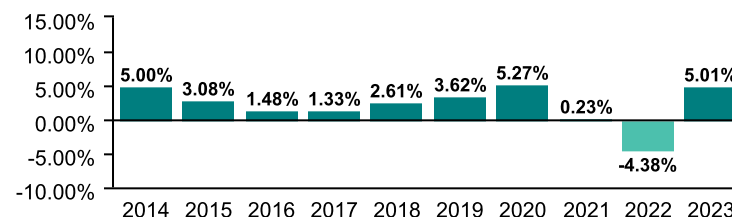
It's important to note that this doesn't tell you how the fund will perform in the future. Also, your actual return will depend on the guarantee policy you choose and your personal tax situation.

### Average return

A person who invested \$1,000 in the fund on December 31, 2013 would have \$1,253.54 on December 31, 2023. This works out to an average of 2.29% a year.

### Year-by-year returns (%)

This chart shows how the fund has performed in each of the past 10 years. In the past 10 years, the fund was up in value 9 years and down in value 1 year.



## How risky is it?

The risk rating for this fund is *Low*.



The value of your investments can go down. Please see the *Fund risks* section of the information folder for further details.

# Mortgage

## How much does it cost?

The following table shows the fees and expenses you could pay to invest in or redeem units of the fund.

### 1. Sales charges

Sales charge option	What you pay	How it works
Preferred series 2 FEL option	Up to 2% of the amount you invest.	<ul style="list-style-type: none"> <li>You and your financial security advisor determine the rate.</li> <li>The fee is deducted from the amount you invest. It is paid as a commission.</li> </ul>

### 2. Ongoing expenses

Normally the MER includes the investment management fee, operating expenses and the cost for the guarantee. These fees are normally deducted from the fund. The preferred series 2 FEL option is only available if you pay fees by redeeming units from your policy. The preferred series 2 fee agreement shows the fees you pay. These fees reduce the return you get on your investment. The advisory and management service fee is negotiable and the fee ranges between 0.50% and 1.25%.

Available additional guarantee options are subject to the following fees. You have to pay for these as set out below. For details about how the guarantees work, please see the applicable section of your information folder and contract.

Guarantee policy	Death benefit guarantee reset option (%)	Maturity guarantee reset option (%)
<b>Maturity / death benefit (%)</b>	<b>Additional costs</b>	
75 / 75	n/a	n/a
75 / 100	0.11	n/a
100 / 100	0.11	0.05

### Trailing commission

No trailing commission.

### 3. Other fees

You may have to pay other fees when you redeem or switch units of the fund.

Fee	What you pay
Short-term trading fee	Up to 2% of the value of units you redeem or switch within 90 days of investing in the fund.
Switch fee	You may make up to 12 free switches in each calendar year and after that you may be charged a fee.

## What if I change my mind?

You can change your mind and cancel the segregated fund policy, the initial pre-authorized chequing premium or any lump-sum premium you apply to the policy by telling us in writing within two business days of the earlier of the date you received confirmation of the transaction or five business days after it is mailed to you.

Your cancellation request has to be in writing, which can include email or letter. The amount returned will be the lesser of the amount of the premium being cancelled or the value of the applicable units acquired on the day we process your request. The amount returned only applies to the specific transaction and will include a refund of any sales charges or other fees you paid.

### For more information

The *Fund Facts* may not contain all the information you need. Please read the contract and the information folder or you may contact us at:

The Canada Life Assurance Company  
 255 Dufferin Avenue  
 London, ON N6A 4K1

Web - [www.canadalife.com](http://www.canadalife.com)

Email - On our website, please go to the "Contact Us" section

Telephone - 1-888-252-1847

# Government Bond

**Quick facts:** Date fund available: May 14, 2012  
 Date fund created: July 27, 1998  
 Managed by: Mackenzie Investments

Total fund value: \$23,694,317  
 Portfolio turnover rate: 107.42%

Guarantee policy : Maturity / death benefit (%)	75 / 75			75 / 100			100 / 100		
	MER (%) <sup>1</sup>	NAV (\$) <sup>1</sup>	UOS <sup>1</sup>	MER (%) <sup>1</sup>	NAV (\$) <sup>1</sup>	UOS <sup>1</sup>	MER (%) <sup>1</sup>	NAV (\$) <sup>1</sup>	UOS <sup>1</sup>
Preferred series 2: FEL option <sup>1</sup>	--	12.56	5,683	--	12.56	16,682	--	--	--

The preferred series 2 does not have a MER as all fees and expenses are paid directly by you. See the section *Ongoing expenses* below for further details. The cost of owning this fund is set out in your fee agreement - see the *Fees and expenses* section of the information folder for more details and discuss with your financial security advisor.

<sup>1</sup> FEL - Front-end load  
 MER - Management expense ratio  
 NAV - Net asset value  
 UOS - Units outstanding

**Minimum investment**  
 •Non-registered, RRSP and TFSA policies: \$500 initial or pre-authorized chequing (PAC) of \$25  
 •RRIF policies: \$10,000 initial

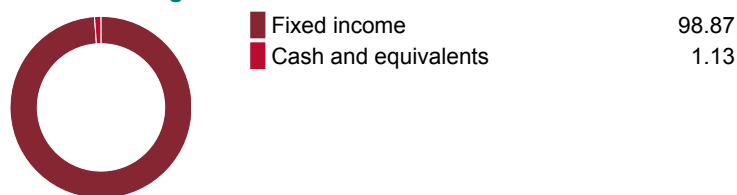
## What does the fund invest in?

This segregated fund invests primarily in fixed-income securities issued by Canadian governments.

### Top 10 investments

	Assets %
Gov. of Canada, 3.25%, 9/1/2028	22.22
Canada Housing Trust No.1, 1.9%, 9/15/2026	21.72
Province of Ontario, 3.65%, 6/2/2033	17.32
Canada Housing Trust No.1, 2.55%, 3/15/2025	14.47
Canada Housing Trust No.1 (FRN), 3/15/2026	4.62
Province of Ontario, 2.6%, 6/2/2025	4.13
First National Financial Corp 3.84% 11-01-2028	3.95
Province of Manitoba, 2.55%, 6/2/2026	2.06
Gov. of Canada RR, 4.25%, 12/1/2026	1.86
Province of British Columbia, 2.3%, 6/18/2026	1.45
<b>Total</b>	<b>93.78</b>
<b>Total investments:</b>	<b>18</b>

### Investment segmentation



## Are there any guarantees?

This fund is being offered under an insurance contract. It comes with guarantees that may protect your investment if the markets go down. The insurance cost for the guarantee is included in the investment management fee. For details, please refer to the information folder and contract.

## Who is this fund for?

A person who is investing for the medium to longer term and seeking potential for interest income in their portfolio and is comfortable with low risk. Since the fund invests in bonds, its value is affected by changes in interest rates.

## How has the fund performed?

This section tells you how the fund has performed over the past 10 years, prior to the deduction of fees for a policyowner who chose the 75/75 guarantee policy. This option does not deduct a MER but you pay fees that you agree to in your fee agreement directly. These fees reduce returns. See the *Ongoing expenses* section below for details.

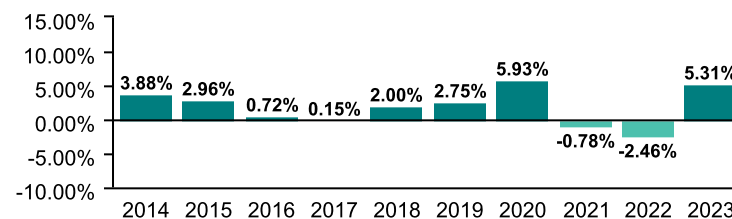
It's important to note that this doesn't tell you how the fund will perform in the future. Also, your actual return will depend on the guarantee policy you choose and your personal tax situation.

### Average return

A person who invested \$1,000 in the fund on December 31, 2013 would have \$1,220.59 on December 31, 2023. This works out to an average of 2.01% a year.

### Year-by-year returns (%)

This chart shows how the fund has performed in each of the past 10 years. In the past 10 years, the fund was up in value 8 years and down in value 2 years.



## How risky is it?

The risk rating for this fund is *Low*.



The value of your investments can go down. Please see the *Fund risks* section of the information folder for further details.

## Government Bond

### How much does it cost?

The following table shows the fees and expenses you could pay to invest in or redeem units of the fund.

#### 1. Sales charges

Sales charge option	What you pay	How it works
Preferred series 2 FEL option	Up to 2% of the amount you invest.	<ul style="list-style-type: none"> <li>You and your financial security advisor determine the rate.</li> <li>The fee is deducted from the amount you invest. It is paid as a commission.</li> </ul>

#### 2. Ongoing expenses

Normally the MER includes the investment management fee, operating expenses and the cost for the guarantee. These fees are normally deducted from the fund. The preferred series 2 FEL option is only available if you pay fees by redeeming units from your policy. The preferred series 2 fee agreement shows the fees you pay. These fees reduce the return you get on your investment. The advisory and management service fee is negotiable and the fee ranges between 0.50% and 1.25%.

Available additional guarantee options are subject to the following fees. You have to pay for these as set out below. For details about how the guarantees work, please see the applicable section of your information folder and contract.

Guarantee policy	Death benefit guarantee reset option (%)	Maturity guarantee reset option (%)
<b>Maturity / death benefit (%)</b>	<b>Additional costs</b>	
75 / 75	n/a	n/a
75 / 100	0.11	n/a
100 / 100	0.11	0.05

#### Trailing commission

No trailing commission.

#### 3. Other fees

You may have to pay other fees when you redeem or switch units of the fund.

Fee	What you pay
Short-term trading fee	Up to 2% of the value of units you redeem or switch within 90 days of investing in the fund.
Switch fee	You may make up to 12 free switches in each calendar year and after that you may be charged a fee.

### What if I change my mind?

You can change your mind and cancel the segregated fund policy, the initial pre-authorized chequing premium or any lump-sum premium you apply to the policy by telling us in writing within two business days of the earlier of the date you received confirmation of the transaction or five business days after it is mailed to you.

Your cancellation request has to be in writing, which can include email or letter. The amount returned will be the lesser of the amount of the premium being cancelled or the value of the applicable units acquired on the day we process your request. The amount returned only applies to the specific transaction and will include a refund of any sales charges or other fees you paid.

#### For more information

The *Fund Facts* may not contain all the information you need. Please read the contract and the information folder or you may contact us at:

The Canada Life Assurance Company  
 255 Dufferin Avenue  
 London, ON N6A 4K1

Web - [www.canadalife.com](http://www.canadalife.com)

Email - On our website, please go to the "Contact Us" section

Telephone - 1-888-252-1847

# Short-Term Bond

**Quick facts:** Date fund available: July 8, 2013  
 Date fund created: July 8, 2013  
 Managed by: Mackenzie Investments

Total fund value: \$53,896,077  
 Portfolio turnover rate: 104.07%

Guarantee policy : Maturity / death benefit (%)	75 / 75			75 / 100			100 / 100		
	MER (%) <sup>1</sup>	NAV (\$) <sup>1</sup>	UOS <sup>1</sup>	MER (%) <sup>1</sup>	NAV (\$) <sup>1</sup>	UOS <sup>1</sup>	MER (%) <sup>1</sup>	NAV (\$) <sup>1</sup>	UOS <sup>1</sup>
Preferred series 2: FEL option <sup>1</sup>	--	12.58	3,660	--	12.58	181,717	--	--	--

The preferred series 2 does not have a MER as all fees and expenses are paid directly by you. See the section *Ongoing expenses* below for further details. The cost of owning this fund is set out in your fee agreement - see the *Fees and expenses* section of the information folder for more details and discuss with your financial security advisor.

<sup>1</sup> FEL - Front-end load  
 MER - Management expense ratio  
 NAV - Net asset value  
 UOS - Units outstanding

**Minimum investment**  
 •Non-registered, RRSP and TFSA policies: \$500 initial or pre-authorized chequing (PAC) of \$25  
 •RRIF policies: \$10,000 initial

## What does the fund invest in?

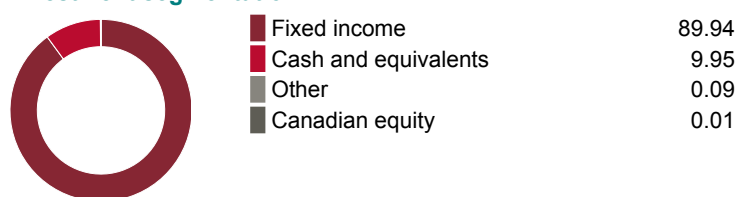
This segregated fund invests primarily in Canadian fixed-income securities issued by governments and corporations, with some exposure to foreign fixed-income securities.

### Top 10 investments

	Assets %
Province of Ontario, 3.4%, 9/8/2028	9.93
Gov. of Canada, 2.75%, 9/1/2027	7.37
Province of Ontario, 3.6%, 3/8/2028	5.61
Province of Quebec, 2.75%, 9/1/2028	4.67
Gov. of Canada, 3.25%, 9/1/2028	3.54
Manulife Financial Corporation (FRN), 0.05%, 3/10/2033	2.32
Gov. of Canada, 2/29/2024	1.96
Province of Alberta, 2.2%, 6/1/2026	1.89
National Bank of Canada (FRN), 0.02%, 8/18/2026	1.80
Pembina Pipeline Corp., 3.71%, 8/11/2026	1.66
<b>Total</b>	<b>40.75</b>

**Total investments:** **462**

### Investment segmentation



## Are there any guarantees?

This fund is being offered under an insurance contract. It comes with guarantees that may protect your investment if the markets go down. The insurance cost for the guarantee is included in the investment management fee. For details, please refer to the information folder and contract.

## Who is this fund for?

A person who is investing for the short to medium term and seeking potential for interest income in their portfolio and is comfortable with low risk. Since the fund invests in bonds, its value is affected by changes in interest rates.

## How has the fund performed?

This section tells you how the fund has performed over the past 10 years, prior to the deduction of fees for a policyowner who chose the 75/75 guarantee policy. This option does not deduct a MER but you pay fees that you agree to in your fee agreement directly. These fees reduce returns. See the *Ongoing expenses* section below for details.

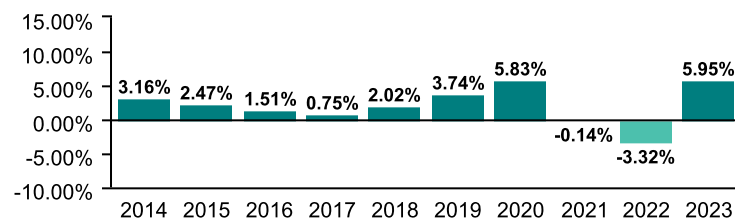
It's important to note that this doesn't tell you how the fund will perform in the future. Also, your actual return will depend on the guarantee policy you choose and your personal tax situation.

### Average return

A person who invested \$1,000 in the fund on December 31, 2013 would have \$1,238.46 on December 31, 2023. This works out to an average of 2.16% a year.

### Year-by-year returns (%)

This chart shows how the fund has performed in each of the past 10 years. In the past 10 years, the fund was up in value 8 years and down in value 2 years.



## How risky is it?

The risk rating for this fund is *Low*.



The value of your investments can go down. Please see the *Fund risks* section of the information folder for further details.

## Short-Term Bond

### How much does it cost?

The following table shows the fees and expenses you could pay to invest in or redeem units of the fund.

#### 1. Sales charges

Sales charge option	What you pay	How it works
Preferred series 2 FEL option	Up to 2% of the amount you invest.	<ul style="list-style-type: none"> <li>You and your financial security advisor determine the rate.</li> <li>The fee is deducted from the amount you invest. It is paid as a commission.</li> </ul>

#### 2. Ongoing expenses

Normally the MER includes the investment management fee, operating expenses and the cost for the guarantee. These fees are normally deducted from the fund. The preferred series 2 FEL option is only available if you pay fees by redeeming units from your policy. The preferred series 2 fee agreement shows the fees you pay. These fees reduce the return you get on your investment. The advisory and management service fee is negotiable and the fee ranges between 0.50% and 1.25%.

Available additional guarantee options are subject to the following fees. You have to pay for these as set out below. For details about how the guarantees work, please see the applicable section of your information folder and contract.

Guarantee policy	Death benefit guarantee reset option (%)	Maturity guarantee reset option (%)
<b>Maturity / death benefit (%)</b>	<b>Additional costs</b>	
75 / 75	n/a	n/a
75 / 100	0.11	n/a
100 / 100	0.11	0.05

#### Trailing commission

No trailing commission.

#### 3. Other fees

You may have to pay other fees when you redeem or switch units of the fund.

Fee	What you pay
Short-term trading fee	Up to 2% of the value of units you redeem or switch within 90 days of investing in the fund.
Switch fee	You may make up to 12 free switches in each calendar year and after that you may be charged a fee.

### What if I change my mind?

You can change your mind and cancel the segregated fund policy, the initial pre-authorized chequing premium or any lump-sum premium you apply to the policy by telling us in writing within two business days of the earlier of the date you received confirmation of the transaction or five business days after it is mailed to you.

Your cancellation request has to be in writing, which can include email or letter. The amount returned will be the lesser of the amount of the premium being cancelled or the value of the applicable units acquired on the day we process your request. The amount returned only applies to the specific transaction and will include a refund of any sales charges or other fees you paid.

#### For more information

The *Fund Facts* may not contain all the information you need. Please read the contract and the information folder or you may contact us at:

The Canada Life Assurance Company  
 255 Dufferin Avenue  
 London, ON N6A 4K1

Web - [www.canadalife.com](http://www.canadalife.com)

Email - On our website, please go to the "Contact Us" section

Telephone - 1-888-252-1847



# Long Term Bond

**Quick facts:** Date fund available: July 8, 2013  
 Date fund created: July 8, 2013  
 Managed by: The Canada Life Assurance Company

Total fund value: \$799,721,947  
 Portfolio turnover rate: 48.85%

Guarantee policy : Maturity / death benefit (%)	75 / 75			75 / 100			100 / 100		
	MER (%) <sup>1</sup>	NAV (\$) <sup>1</sup>	UOS <sup>1</sup>	MER (%) <sup>1</sup>	NAV (\$) <sup>1</sup>	UOS <sup>1</sup>	MER (%) <sup>1</sup>	NAV (\$) <sup>1</sup>	UOS <sup>1</sup>
Preferred series 2: FEL option <sup>1</sup>	--	13.45	6,712	--	--	--	--	--	--

The preferred series 2 does not have a MER as all fees and expenses are paid directly by you. See the section *Ongoing expenses* below for further details. The cost of owning this fund is set out in your fee agreement - see the *Fees and expenses* section of the information folder for more details and discuss with your financial security advisor.

<sup>1</sup> FEL - Front-end load  
 MER - Management expense ratio  
 NAV - Net asset value  
 UOS - Units outstanding

**Minimum investment**

•Non-registered, RRSP and TFSA policies: \$500 initial or pre-authorized chequing (PAC) of \$25  
 •RRIF policies: \$10,000 initial

## What does the fund invest in?

This segregated fund invests primarily in Canadian fixed-income securities issued by governments and corporations, with some exposure to foreign fixed-income securities.

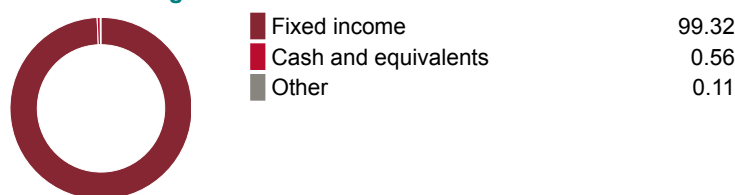
### Top 10 investments

	Assets %
Gov. of Canada, 1.75%, 12/1/2053	3.00
Gov. of Canada, 2.00%, 2051/12/1	2.60
Gov. of Canada, 2.75%, 12/1/2055	2.46
Province of Ontario, 2.9%, 12/2/2046	2.46
Province of Ontario, 3.75%, 12/2/2053	2.31
Province of Ontario, 3.45%, 6/2/2045	2.29
Province of Quebec, 3.1%, 12/1/2051	2.25
Province of Ontario, 3.5%, 6/2/2043	1.97
Province of Quebec, 3.5%, 12/1/2045	1.96
Province of Quebec, 4.4%, 12/1/2055	1.94
<b>Total</b>	<b>23.25</b>

**Total investments:**

**173**

### Investment segmentation



## Are there any guarantees?

This fund is being offered under an insurance contract. It comes with guarantees that may protect your investment if the markets go down. The insurance cost for the guarantee is included in the investment management fee. For details, please refer to the information folder and contract.

## Who is this fund for?

A person who is investing for the medium to longer term and seeking potential for interest income in their portfolio and is comfortable with low to moderate risk. Since the fund invests in bonds, its value is affected by changes in interest rates.

## How has the fund performed?

This section tells you how the fund has performed over the past 10 years, prior to the deduction of fees for a policyowner who chose the 75/75 guarantee policy. This option does not deduct a MER but you pay fees that you agree to in your fee agreement directly. These fees reduce returns. See the *Ongoing expenses* section below for details.

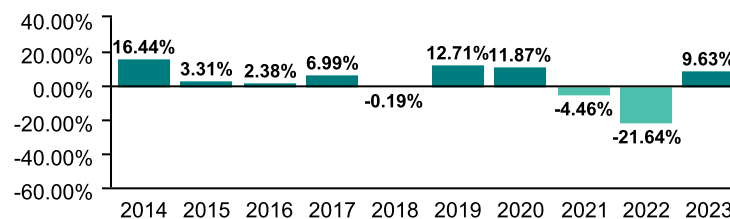
It's important to note that this doesn't tell you how the fund will perform in the future. Also, your actual return will depend on the guarantee policy you choose and your personal tax situation.

### Average return

A person who invested \$1,000 in the fund on December 31, 2013 would have \$1,361.01 on December 31, 2023. This works out to an average of 3.13% a year.

### Year-by-year returns (%)

This chart shows how the fund has performed in each of the past 10 years. In the past 10 years, the fund was up in value 7 years and down in value 3 years.



## How risky is it?

The risk rating for this fund is *Low to moderate*.



The value of your investments can go down. Please see the *Fund risks* section of the information folder for further details.

## Long Term Bond

### How much does it cost?

The following table shows the fees and expenses you could pay to invest in or redeem units of the fund.

#### 1. Sales charges

Sales charge option	What you pay	How it works
Preferred series 2 FEL option	Up to 2% of the amount you invest.	<ul style="list-style-type: none"> <li>You and your financial security advisor determine the rate.</li> <li>The fee is deducted from the amount you invest. It is paid as a commission.</li> </ul>

#### 2. Ongoing expenses

Normally the MER includes the investment management fee, operating expenses and the cost for the guarantee. These fees are normally deducted from the fund. The preferred series 2 FEL option is only available if you pay fees by redeeming units from your policy. The preferred series 2 fee agreement shows the fees you pay. These fees reduce the return you get on your investment. The advisory and management service fee is negotiable and the fee ranges between 0.50% and 1.25%.

Available additional guarantee options are subject to the following fees. You have to pay for these as set out below. For details about how the guarantees work, please see the applicable section of your information folder and contract.

Guarantee policy	Death benefit guarantee reset option (%)	Maturity guarantee reset option (%)
<b>Maturity / death benefit (%)</b>	<b>Additional costs</b>	
75 / 75	n/a	n/a
75 / 100	0.11	n/a
100 / 100	0.11	0.05

#### Trailing commission

No trailing commission.

#### 3. Other fees

You may have to pay other fees when you redeem or switch units of the fund.

Fee	What you pay
Short-term trading fee	Up to 2% of the value of units you redeem or switch within 90 days of investing in the fund.
Switch fee	You may make up to 12 free switches in each calendar year and after that you may be charged a fee.

### What if I change my mind?

You can change your mind and cancel the segregated fund policy, the initial pre-authorized chequing premium or any lump-sum premium you apply to the policy by telling us in writing within two business days of the earlier of the date you received confirmation of the transaction or five business days after it is mailed to you.

Your cancellation request has to be in writing, which can include email or letter. The amount returned will be the lesser of the amount of the premium being cancelled or the value of the applicable units acquired on the day we process your request. The amount returned only applies to the specific transaction and will include a refund of any sales charges or other fees you paid.

#### For more information

The *Fund Facts* may not contain all the information you need. Please read the contract and the information folder or you may contact us at:

The Canada Life Assurance Company  
 255 Dufferin Avenue  
 London, ON N6A 4K1

Web - [www.canadalife.com](http://www.canadalife.com)

Email - On our website, please go to the "Contact Us" section

Telephone - 1-888-252-1847

# Real Return Bond

**Quick facts:** Date fund available: July 8, 2013  
 Date fund created: July 8, 2013  
 Managed by: The Canada Life Assurance Company

Total fund value: \$737,165,065  
 Portfolio turnover rate: 1.52%

Guarantee policy : Maturity / death benefit (%)	75 / 75			75 / 100			100 / 100		
	MER (%) <sup>1</sup>	NAV (\$) <sup>1</sup>	UOS <sup>1</sup>	MER (%) <sup>1</sup>	NAV (\$) <sup>1</sup>	UOS <sup>1</sup>	MER (%) <sup>1</sup>	NAV (\$) <sup>1</sup>	UOS <sup>1</sup>
Preferred series 2: FEL option <sup>1</sup>	--	--	--	--	12.68	1,763	--	--	--

The preferred series 2 does not have a MER as all fees and expenses are paid directly by you. See the section *Ongoing expenses* below for further details. The cost of owning this fund is set out in your fee agreement - see the *Fees and expenses* section of the information folder for more details and discuss with your financial security advisor.

<sup>1</sup> FEL - Front-end load  
 MER - Management expense ratio  
 NAV - Net asset value  
 UOS - Units outstanding

**Minimum investment**  
 •Non-registered, RRSP and TFSA policies: \$500 initial or pre-authorized chequing (PAC) of \$25  
 •RRIF policies: \$10,000 initial

## What does the fund invest in?


This segregated fund invests primarily in Canadian real return bonds issued by governments, with some exposure to foreign fixed-income securities. Real return bonds can help provide a hedge against inflation.

### Top 10 investments

	Assets %
Gov. of Canada RR, 4%, 12/1/2031	14.32
Gov. of Canada RR, 1.5%, 12/1/2044	13.25
Gov. of Canada RR, 3%, 12/1/2036	12.31
Gov. of Canada RR, 2%, 12/1/2041	12.30
Gov. of Canada RR, 1.25%, 12/1/2047	11.81
Gov. of Canada RR, 0.5%, 12/1/2050	9.90
Gov. of Canada RR, 4.25%, 12/1/2026	9.64
Province of Ontario RR, 2%, 12/1/2036	6.04
Province of Quebec RR, 4.5%, 12/1/2026	2.84
Province of Quebec RR, 4.25%, 12/1/2031	2.56

**Total** 94.96  
**Total investments:** 13

### Investment segmentation



	Assets %
Fixed income	99.38
Other	0.43
Cash and equivalents	0.18

## Are there any guarantees?

This fund is being offered under an insurance contract. It comes with guarantees that may protect your investment if the markets go down. The insurance cost for the guarantee is included in the investment management fee. For details, please refer to the information folder and contract.

## Who is this fund for?

A person who is investing for the medium to longer term and seeking potential for interest income in their portfolio while supplying a hedge against inflation. A person should be comfortable with low to moderate risk. Since the fund invests in bonds, its value is affected by changes in interest rates.

## How has the fund performed?

This section tells you how the fund has performed over the past 10 years, prior to the deduction of fees for a policyowner who chose the 75/75 guarantee policy. This option does not deduct a MER but you pay fees that you agree to in your fee agreement directly. These fees reduce returns. See the *Ongoing expenses* section below for details.

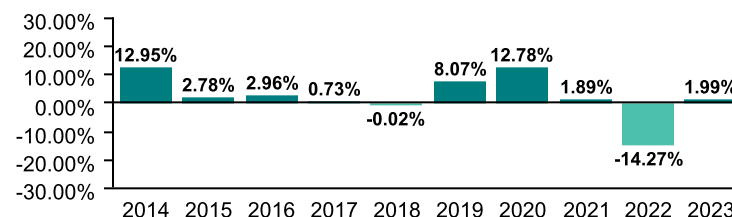
It's important to note that this doesn't tell you how the fund will perform in the future. Also, your actual return will depend on the guarantee policy you choose and your personal tax situation.

### Average return

A person who invested \$1,000 in the fund on December 31, 2013 would have \$1,306.84 on December 31, 2023. This works out to an average of 2.71% a year.

### Year-by-year returns (%)

This chart shows how the fund has performed in each of the past 10 years. In the past 10 years, the fund was up in value 8 years and down in value 2 years.



## How risky is it?

The risk rating for this fund is *Low to moderate*.



The value of your investments can go down. Please see the *Fund risks* section of the information folder for further details.

## Real Return Bond

### How much does it cost?

The following table shows the fees and expenses you could pay to invest in or redeem units of the fund.

#### 1. Sales charges

Sales charge option	What you pay	How it works
Preferred series 2 FEL option	Up to 2% of the amount you invest.	<ul style="list-style-type: none"> <li>You and your financial security advisor determine the rate.</li> <li>The fee is deducted from the amount you invest. It is paid as a commission.</li> </ul>

#### 2. Ongoing expenses

Normally the MER includes the investment management fee, operating expenses and the cost for the guarantee. These fees are normally deducted from the fund. The preferred series 2 FEL option is only available if you pay fees by redeeming units from your policy. The preferred series 2 fee agreement shows the fees you pay. These fees reduce the return you get on your investment. The advisory and management service fee is negotiable and the fee ranges between 0.50% and 1.25%.

Available additional guarantee options are subject to the following fees. You have to pay for these as set out below. For details about how the guarantees work, please see the applicable section of your information folder and contract.

Guarantee policy	Death benefit guarantee reset option (%)	Maturity guarantee reset option (%)
<b>Maturity / death benefit (%)</b>	<b>Additional costs</b>	
75 / 75	n/a	n/a
75 / 100	0.11	n/a
100 / 100	0.11	0.05

#### Trailing commission

No trailing commission.

#### 3. Other fees

You may have to pay other fees when you redeem or switch units of the fund.

Fee	What you pay
Short-term trading fee	Up to 2% of the value of units you redeem or switch within 90 days of investing in the fund.
Switch fee	You may make up to 12 free switches in each calendar year and after that you may be charged a fee.

### What if I change my mind?

You can change your mind and cancel the segregated fund policy, the initial pre-authorized chequing premium or any lump-sum premium you apply to the policy by telling us in writing within two business days of the earlier of the date you received confirmation of the transaction or five business days after it is mailed to you.

Your cancellation request has to be in writing, which can include email or letter. The amount returned will be the lesser of the amount of the premium being cancelled or the value of the applicable units acquired on the day we process your request. The amount returned only applies to the specific transaction and will include a refund of any sales charges or other fees you paid.

#### For more information

The *Fund Facts* may not contain all the information you need. Please read the contract and the information folder or you may contact us at:

The Canada Life Assurance Company  
 255 Dufferin Avenue  
 London, ON N6A 4K1

Web - [www.canadalife.com](http://www.canadalife.com)

Email - On our website, please go to the "Contact Us" section

Telephone - 1-888-252-1847

# Canadian Corporate Bond

**Quick facts:** Date fund available: July 8, 2013  
 Date fund created: July 8, 2013  
 Managed by: Mackenzie Investments

Total fund value: \$771,841,590  
 Portfolio turnover rate: 52.55%

Guarantee policy : Maturity / death benefit (%)	75 / 75			75 / 100			100 / 100		
	MER (%) <sup>1</sup>	NAV (\$) <sup>1</sup>	UOS <sup>1</sup>	MER (%) <sup>1</sup>	NAV (\$) <sup>1</sup>	UOS <sup>1</sup>	MER (%) <sup>1</sup>	NAV (\$) <sup>1</sup>	UOS <sup>1</sup>
Preferred series 2: FEL option <sup>1</sup>	--	13.76	111,872	--	13.76	555,811	--	13.76	139,782

The preferred series 2 does not have a MER as all fees and expenses are paid directly by you. See the section *Ongoing expenses* below for further details. The cost of owning this fund is set out in your fee agreement - see the *Fees and expenses* section of the information folder for more details and discuss with your financial security advisor.

<sup>1</sup> FEL - Front-end load  
 MER - Management expense ratio  
 NAV - Net asset value  
 UOS - Units outstanding

**Minimum investment**

•Non-registered, RRSP and TFSA policies: \$500 initial or pre-authorized chequing (PAC) of \$25  
 •RRIF policies: \$10,000 initial

## What does the fund invest in?

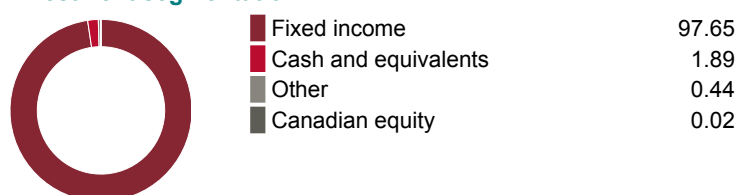
This segregated fund invests primarily in Canadian fixed-income securities issued by corporations, with some exposure to foreign fixed-income securities.

### Top 10 investments

	Assets %
Hydro One Inc., 3.1%, 9/15/2051	1.56
Bell Canada, 5.85%, 11/10/2032	1.30
Enbridge Inc. (FRN), 0.05%, 9/27/2077	1.20
Reliance L.P., 0.03%, 8/1/2028	1.19
Bank of Montreal, 3.65%, 4/1/2027	1.18
Rogers Communications Inc., 5.9%, 9/20/2033	1.14
Pembina Pipeline Corp., 3.53%, 12/10/2031	1.07
Exxon Mobil Corp., 3.45%, 4/15/2051	1.04
Toronto-Dominion Bank, 4.21%, 6/1/2027	1.03
Royal Bank of Canada, 3.37%, 9/29/2025	1.02
<b>Total</b>	<b>11.73</b>

**Total investments:** 974

### Investment segmentation



## How has the fund performed?

This section tells you how the fund has performed over the past 10 years, prior to the deduction of fees for a policyowner who chose the 75/75 guarantee policy. This option does not deduct a MER but you pay fees that you agree to in your fee agreement directly. These fees reduce returns. See the *Ongoing expenses* section below for details.

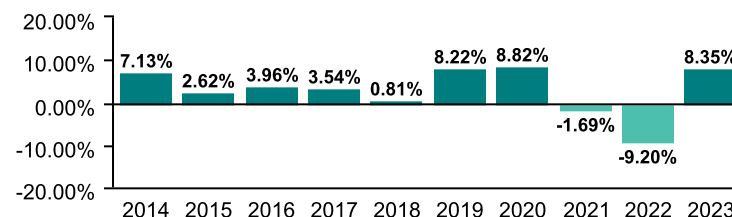
It's important to note that this doesn't tell you how the fund will perform in the future. Also, your actual return will depend on the guarantee policy you choose and your personal tax situation.

### Average return

A person who invested \$1,000 in the fund on December 31, 2013 would have \$1,358.84 on December 31, 2023. This works out to an average of 3.11% a year.

### Year-by-year returns (%)

This chart shows how the fund has performed in each of the past 10 years. In the past 10 years, the fund was up in value 8 years and down in value 2 years.



## Are there any guarantees?

This fund is being offered under an insurance contract. It comes with guarantees that may protect your investment if the markets go down. The insurance cost for the guarantee is included in the investment management fee. For details, please refer to the information folder and contract.

## Who is this fund for?

A person who is investing for the medium to longer term and seeking potential for interest income in their portfolio and is comfortable with low risk. Since the fund invests in bonds, its value is affected by changes in interest rates.

## How risky is it?

The risk rating for this fund is *Low*.



The value of your investments can go down. Please see the *Fund risks* section of the information folder for further details.

## Canadian Corporate Bond

### How much does it cost?

The following table shows the fees and expenses you could pay to invest in or redeem units of the fund.

#### 1. Sales charges

Sales charge option	What you pay	How it works
Preferred series 2 FEL option	Up to 2% of the amount you invest.	<ul style="list-style-type: none"> <li>You and your financial security advisor determine the rate.</li> <li>The fee is deducted from the amount you invest. It is paid as a commission.</li> </ul>

#### 2. Ongoing expenses

Normally the MER includes the investment management fee, operating expenses and the cost for the guarantee. These fees are normally deducted from the fund. The preferred series 2 FEL option is only available if you pay fees by redeeming units from your policy. The preferred series 2 fee agreement shows the fees you pay. These fees reduce the return you get on your investment. The advisory and management service fee is negotiable and the fee ranges between 0.50% and 1.25%.

Available additional guarantee options are subject to the following fees. You have to pay for these as set out below. For details about how the guarantees work, please see the applicable section of your information folder and contract.

Guarantee policy	Death benefit guarantee reset option (%)	Maturity guarantee reset option (%)
<b>Maturity / death benefit (%)</b>	<b>Additional costs</b>	
75 / 75	n/a	n/a
75 / 100	0.11	n/a
100 / 100	0.11	0.05

#### Trailing commission

No trailing commission.

#### 3. Other fees

You may have to pay other fees when you redeem or switch units of the fund.

Fee	What you pay
Short-term trading fee	Up to 2% of the value of units you redeem or switch within 90 days of investing in the fund.
Switch fee	You may make up to 12 free switches in each calendar year and after that you may be charged a fee.

### What if I change my mind?

You can change your mind and cancel the segregated fund policy, the initial pre-authorized chequing premium or any lump-sum premium you apply to the policy by telling us in writing within two business days of the earlier of the date you received confirmation of the transaction or five business days after it is mailed to you.

Your cancellation request has to be in writing, which can include email or letter. The amount returned will be the lesser of the amount of the premium being cancelled or the value of the applicable units acquired on the day we process your request. The amount returned only applies to the specific transaction and will include a refund of any sales charges or other fees you paid.

#### For more information

The *Fund Facts* may not contain all the information you need. Please read the contract and the information folder or you may contact us at:

The Canada Life Assurance Company  
 255 Dufferin Avenue  
 London, ON N6A 4K1

Web - [www.canadalife.com](http://www.canadalife.com)

Email - On our website, please go to the "Contact Us" section

Telephone - 1-888-252-1847

# Floating Rate Income

**Quick facts:** Date fund available: January 12, 2015  
 Date fund created: January 12, 2015  
 Managed by: Mackenzie Investments

Total fund value: \$111,449,778  
 Portfolio turnover rate: 15.55%

Guarantee policy : Maturity / death benefit (%)	75 / 75			75 / 100			100 / 100		
	MER (%) <sup>1</sup>	NAV (\$) <sup>1</sup>	UOS <sup>1</sup>	MER (%) <sup>1</sup>	NAV (\$) <sup>1</sup>	UOS <sup>1</sup>	MER (%) <sup>1</sup>	NAV (\$) <sup>1</sup>	UOS <sup>1</sup>
Preferred series 2: FEL option <sup>1</sup>	--	14.92	39,855	--	14.92	85,069	--	14.92	17,686

The preferred series 2 does not have a MER as all fees and expenses are paid directly by you. See the section *Ongoing expenses* below for further details. The cost of owning this fund is set out in your fee agreement - see the *Fees and expenses* section of the information folder for more details and discuss with your financial security advisor.

<sup>1</sup> FEL - Front-end load  
 MER - Management expense ratio  
 NAV - Net asset value  
 UOS - Units outstanding

**Minimum investment**  
 •Non-registered, RRSP and TFSA policies: \$500 initial or pre-authorized chequing (PAC) of \$25  
 •RRIF policies: \$10,000 initial

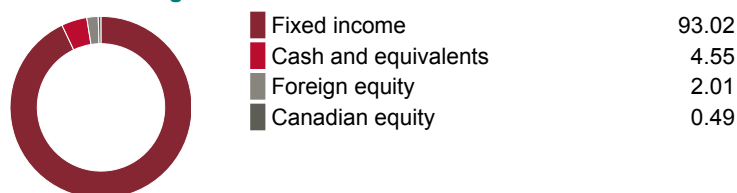
## What does the fund invest in?

This segregated fund invests primarily in floating rate bonds of issuers located anywhere in the world currently through the Canada Life Floating Rate Income mutual fund.

### Top 10 investments (of the underlying fund)

	Assets %
Canada Housing Trust No.1 (FRN), 5.26%, 9/15/2026	2.00
Infobip LLC, 9/17/2026	1.64
Hunter Douglas N.V., 2/22/2029	1.53
Allied Universal Holdco LLC, 5/12/2028	1.27
1011778 B.C. UnLtd. Liability Co., 9/20/2030	1.27
Timber Servicios Empresariales SA Term Loan B 1st Lien F/R	1.24
Northleaf Private Credit II LP MI 15	1.16
Kloekner Pentaplast of America Inc., 2/4/2026	1.09
New Fortress Energy Inc., 10/30/2028	0.93
Spectrum Group Buyer Inc., 5/19/2028	0.93
<b>Total</b>	<b>13.04</b>
<b>Total investments:</b>	<b>1438</b>

### Investment segmentation



## Are there any guarantees?

This fund is being offered under an insurance contract. It comes with guarantees that may protect your investment if the markets go down. The insurance cost for the guarantee is included in the investment management fee. For details, please refer to the information folder and contract.

## Who is this fund for?

A person who is investing for the short to medium term, seeking interest income and who wants exposure to foreign bonds in their portfolio and is comfortable with low to moderate risk.

## How has the fund performed?

This section tells you how the fund has performed over the past 8 years, prior to the deduction of fees for a policyowner who chose the 75/75 guarantee policy. This option does not deduct a MER but you pay fees that you agree to in your fee agreement directly. These fees reduce returns. See the *Ongoing expenses* section below for details.

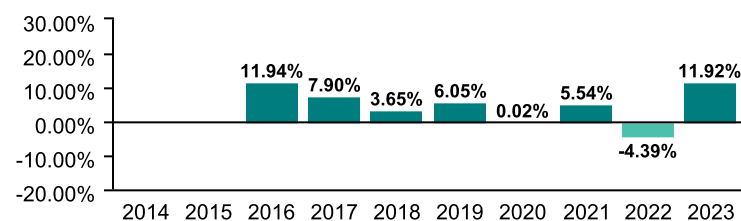
It's important to note that this doesn't tell you how the fund will perform in the future. Also, your actual return will depend on the guarantee policy you choose and your personal tax situation.

### Average return

A person who invested \$1,000 in the fund on January 12, 2015 would have \$1,491.97 on December 31, 2023. This works out to an average of 4.56% a year.

### Year-by-year returns (%)

This chart shows how the fund has performed in each of the past 8 years. In the past 8 years, the fund was up in value 7 years and down in value 1 year.



## How risky is it?

The risk rating for this fund is *Low to moderate*.



The value of your investments can go down. Please see the *Fund risks* section of the information folder for further details.

## Floating Rate Income

### How much does it cost?

The following table shows the fees and expenses you could pay to invest in or redeem units of the fund.

#### 1. Sales charges

Sales charge option	What you pay	How it works
Preferred series 2 FEL option	Up to 2% of the amount you invest.	<ul style="list-style-type: none"> <li>You and your financial security advisor determine the rate.</li> <li>The fee is deducted from the amount you invest. It is paid as a commission.</li> </ul>

#### 2. Ongoing expenses

Normally the MER includes the investment management fee, operating expenses and the cost for the guarantee. These fees are normally deducted from the fund. The preferred series 2 FEL option is only available if you pay fees by redeeming units from your policy. The preferred series 2 fee agreement shows the fees you pay. These fees reduce the return you get on your investment. The advisory and management service fee is negotiable and the fee ranges between 0.50% and 1.25%.

Available additional guarantee options are subject to the following fees. You have to pay for these as set out below. For details about how the guarantees work, please see the applicable section of your information folder and contract.

Guarantee policy	Death benefit guarantee reset option (%)	Maturity guarantee reset option (%)
<b>Maturity / death benefit (%)</b>	<b>Additional costs</b>	
75 / 75	n/a	n/a
75 / 100	0.11	n/a
100 / 100	0.11	0.05

#### Trailing commission

No trailing commission.

#### 3. Other fees

You may have to pay other fees when you redeem or switch units of the fund.

Fee	What you pay
Short-term trading fee	Up to 2% of the value of units you redeem or switch within 90 days of investing in the fund.
Switch fee	You may make up to 12 free switches in each calendar year and after that you may be charged a fee.

### What if I change my mind?

You can change your mind and cancel the segregated fund policy, the initial pre-authorized chequing premium or any lump-sum premium you apply to the policy by telling us in writing within two business days of the earlier of the date you received confirmation of the transaction or five business days after it is mailed to you.

Your cancellation request has to be in writing, which can include email or letter. The amount returned will be the lesser of the amount of the premium being cancelled or the value of the applicable units acquired on the day we process your request. The amount returned only applies to the specific transaction and will include a refund of any sales charges or other fees you paid.

#### For more information

The *Fund Facts* may not contain all the information you need. Please read the contract and the information folder or you may contact us at:

The Canada Life Assurance Company  
 255 Dufferin Avenue  
 London, ON N6A 4K1

Web - [www.canadalife.com](http://www.canadalife.com)

Email - On our website, please go to the "Contact Us" section

Telephone - 1-888-252-1847



# North American High Yield Fixed Income

**Quick facts:** Date fund available: July 8, 2013  
 Date fund created: July 8, 2013  
 Managed by: Mackenzie Investments

Total fund value: \$53,121,940  
 Portfolio turnover rate: 12.43%

Guarantee policy : Maturity / death benefit (%)	75 / 75			75 / 100			100 / 100		
	MER (%) <sup>1</sup>	NAV (\$) <sup>1</sup>	UOS <sup>1</sup>	MER (%) <sup>1</sup>	NAV (\$) <sup>1</sup>	UOS <sup>1</sup>	MER (%) <sup>1</sup>	NAV (\$) <sup>1</sup>	UOS <sup>1</sup>
Preferred series 2: FEL option <sup>1</sup>	--	15.60	77,254	--	15.60	208,497	--	15.60	15,223

The preferred series 2 does not have a MER as all fees and expenses are paid directly by you. See the section *Ongoing expenses* below for further details. The cost of owning this fund is set out in your fee agreement - see the *Fees and expenses* section of the information folder for more details and discuss with your financial security advisor.

<sup>1</sup> FEL - Front-end load  
 MER - Management expense ratio  
 NAV - Net asset value  
 UOS - Units outstanding

**Minimum investment**  
 •Non-registered, RRSP and TFSA policies: \$500 initial or pre-authorized chequing (PAC) of \$25  
 •RRIF policies: \$10,000 initial

## What does the fund invest in?

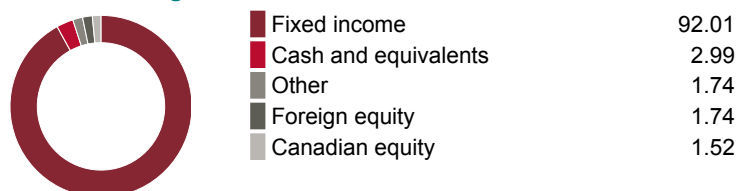
This segregated fund invests primarily in higher-yielding fixed-income securities issued by North American corporations currently through the Mackenzie North American Corporate Bond Fund.

### Top 10 investments (of the underlying fund)

Investment	Assets %
Keyera Corp. (FRN), 6.88%, 6/13/2079	1.15
Inter Pipeline Ltd. (FRN), 0.07%, 3/26/2079	1.11
Videotron Ltee, 3.63%, 6/15/2028	1.03
Enbridge Inc. (FRN), 0.05%, 9/27/2077	1.03
Northleaf Private Credit II LP MI 15	0.94
TransCanada Trust, 0.05%, 5/18/2077	0.92
Secretaria do Tesouro Nacional, 10%, 1/1/2027	0.82
Enbridge Inc., 8.75%, 1/15/2084	0.79
Rogers Communications Inc., 5.25%, 3/15/2082	0.79
Go Daddy Operating Co. LLC, 3.5%, 3/1/2029	0.77
<b>Total</b>	<b>9.33</b>

**Total investments:** 661

### Investment segmentation



## Are there any guarantees?

This fund is being offered under an insurance contract. It comes with guarantees that may protect your investment if the markets go down. The insurance cost for the guarantee is included in the investment management fee. For details, please refer to the information folder and contract.

## Who is this fund for?

A person who is investing for the medium to longer term and seeking potential for interest income in their portfolio and is comfortable with low to moderate risk. Since the fund invests in bonds, its value is affected by changes in interest rates.

## Notes

In September 2019, the manager changed from Putnam Investments Canada ULC to Mackenzie Investments. The performance prior to that date was achieved under the previous investment manager. No other changes were made to the segregated fund.

## How has the fund performed?

This section tells you how the fund has performed over the past 10 years, prior to the deduction of fees for a policyowner who chose the 75/75 guarantee policy. This option does not deduct a MER but you pay fees that you agree to in your fee agreement directly. These fees reduce returns. See the *Ongoing expenses* section below for details.

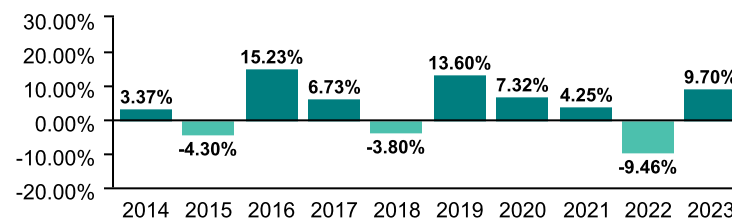
It's important to note that this doesn't tell you how the fund will perform in the future. Also, your actual return will depend on the guarantee policy you choose and your personal tax situation.

### Average return

A person who invested \$1,000 in the fund on December 31, 2013 would have \$1,477.55 on December 31, 2023. This works out to an average of 3.98% a year.

### Year-by-year returns (%)

This chart shows how the fund has performed in each of the past 10 years. In the past 10 years, the fund was up in value 7 years and down in value 3 years.



## How risky is it?

The risk rating for this fund is *Low to moderate*.



The value of your investments can go down. Please see the *Fund risks* section of the information folder for further details.

## North American High Yield Fixed Income

### How much does it cost?

The following table shows the fees and expenses you could pay to invest in or redeem units of the fund.

#### 1. Sales charges

Sales charge option	What you pay	How it works
Preferred series 2 FEL option	Up to 2% of the amount you invest.	<ul style="list-style-type: none"> <li>You and your financial security advisor determine the rate.</li> <li>The fee is deducted from the amount you invest. It is paid as a commission.</li> </ul>

#### 2. Ongoing expenses

Normally the MER includes the investment management fee, operating expenses and the cost for the guarantee. These fees are normally deducted from the fund. The preferred series 2 FEL option is only available if you pay fees by redeeming units from your policy. The preferred series 2 fee agreement shows the fees you pay. These fees reduce the return you get on your investment. The advisory and management service fee is negotiable and the fee ranges between 0.50% and 1.25%.

Available additional guarantee options are subject to the following fees. You have to pay for these as set out below. For details about how the guarantees work, please see the applicable section of your information folder and contract.

Guarantee policy	Death benefit guarantee reset option (%)	Maturity guarantee reset option (%)
<b>Maturity / death benefit (%)</b>	<b>Additional costs</b>	
75 / 75	n/a	n/a
75 / 100	0.11	n/a
100 / 100	0.11	0.05

#### Trailing commission

No trailing commission.

#### 3. Other fees

You may have to pay other fees when you redeem or switch units of the fund.

Fee	What you pay
Short-term trading fee	Up to 2% of the value of units you redeem or switch within 90 days of investing in the fund.
Switch fee	You may make up to 12 free switches in each calendar year and after that you may be charged a fee.

### What if I change my mind?

You can change your mind and cancel the segregated fund policy, the initial pre-authorized chequing premium or any lump-sum premium you apply to the policy by telling us in writing within two business days of the earlier of the date you received confirmation of the transaction or five business days after it is mailed to you.

Your cancellation request has to be in writing, which can include email or letter. The amount returned will be the lesser of the amount of the premium being cancelled or the value of the applicable units acquired on the day we process your request. The amount returned only applies to the specific transaction and will include a refund of any sales charges or other fees you paid.

#### For more information

The *Fund Facts* may not contain all the information you need. Please read the contract and the information folder or you may contact us at:

The Canada Life Assurance Company  
 255 Dufferin Avenue  
 London, ON N6A 4K1

Web - [www.canadalife.com](http://www.canadalife.com)

Email - On our website, please go to the "Contact Us" section

Telephone - 1-888-252-1847

# Unconstrained Fixed Income

**Quick facts:** Date fund available: October 19, 2015  
 Date fund created: October 19, 2015  
 Managed by: Mackenzie Investments

Total fund value: \$419,195,987  
 Portfolio turnover rate: 3.37%

Guarantee policy : Maturity / death benefit (%)	75 / 75			75 / 100			100 / 100		
	MER (%) <sup>1</sup>	NAV (\$) <sup>1</sup>	UOS <sup>1</sup>	MER (%) <sup>1</sup>	NAV (\$) <sup>1</sup>	UOS <sup>1</sup>	MER (%) <sup>1</sup>	NAV (\$) <sup>1</sup>	UOS <sup>1</sup>
Preferred series 2: FEL option <sup>1</sup>	--	13.62	93,352	--	13.62	170,990	--	13.62	71,559

The preferred series 2 does not have a MER as all fees and expenses are paid directly by you. See the section *Ongoing expenses* below for further details. The cost of owning this fund is set out in your fee agreement - see the *Fees and expenses* section of the information folder for more details and discuss with your financial security advisor.

<sup>1</sup> FEL - Front-end load  
 MER - Management expense ratio  
 NAV - Net asset value  
 UOS - Units outstanding

**Minimum investment**

•Non-registered, RRSP and TFSA policies: \$500 initial or pre-authorized chequing (PAC) of \$25  
 •RRIF policies: \$10,000 initial

## What does the fund invest in?

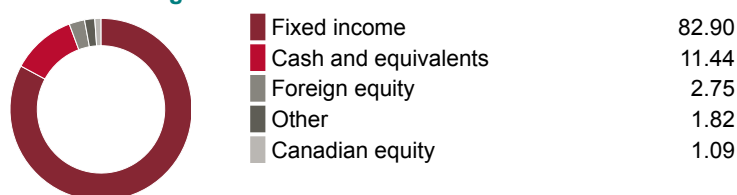
This segregated fund aims to provide a positive total return over a market cycle, regardless of market conditions, by investing primarily in fixed-income securities of issuers anywhere in the world through the Mackenzie Unconstrained Fixed Income Fund.

### Top 10 investments (of the underlying fund)

	Assets %
United States Treasury Bill, 0.5%, 4/15/2024	2.58
United States Treasury Bill, 0.13%, 7/15/2024	2.42
United States Treasury Note, 3.5%, 2/15/2033	1.95
Northleaf Private Credit II LP MI 15	1.73
United States Treasury Note, 0.13%, 2/15/2052	1.43
South Africa, 8.88%, 2/28/2035	1.25
Secretaria do Tesouro Nacional, 10%, 1/1/2027	1.04
International Finance Corp., 7.75%, 1/18/2030	1.03
Enbridge Inc. (FRN), 0.05%, 9/27/2077	1.03
Enbridge Inc., 8.75%, 1/15/2084	1.02

**Total** 15.48  
**Total investments:** 2309

### Investment segmentation



## Are there any guarantees?

This fund is being offered under an insurance contract. It comes with guarantees that may protect your investment if the markets go down. The insurance cost for the guarantee is included in the investment management fee. For details, please refer to the information folder and contract.

## Who is this fund for?

A person who is investing for the medium to longer term, seeking an investment to diversify a traditional portfolio of fixed income and equity investments and is comfortable with low risk. Since the fund invests in bonds anywhere in the world its value is affected by changes in interest rates and foreign exchange rates between currencies.

## Notes

Effective October 2023, this fund's risk rating has changed from "Low to moderate" to "Low". No other changes were made to the segregated fund.

## How has the fund performed?

This section tells you how the fund has performed over the past 8 years, prior to the deduction of fees for a policyowner who chose the 75/75 guarantee policy. This option does not deduct a MER but you pay fees that you agree to in your fee agreement directly. These fees reduce returns. See the *Ongoing expenses* section below for details.

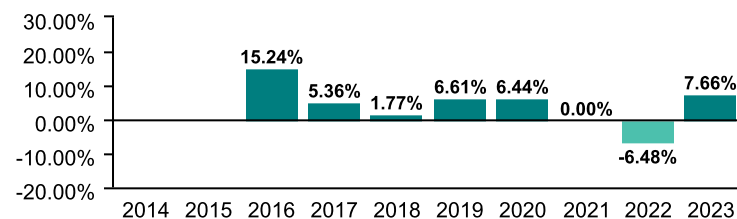
It's important to note that this doesn't tell you how the fund will perform in the future. Also, your actual return will depend on the guarantee policy you choose and your personal tax situation.

### Average return

A person who invested \$1,000 in the fund on October 19, 2015 would have \$1,362.43 on December 31, 2023. This works out to an average of 3.84% a year.

### Year-by-year returns (%)

This chart shows how the fund has performed in each of the past 8 years. In the past 8 years, the fund was up in value 7 years and down in value 1 year.



## How risky is it?

The risk rating for this fund is *Low*.



The value of your investments can go down. Please see the *Fund risks* section of the information folder for further details.

## Unconstrained Fixed Income

### How much does it cost?

The following table shows the fees and expenses you could pay to invest in or redeem units of the fund.

#### 1. Sales charges

Sales charge option	What you pay	How it works
Preferred series 2 FEL option	Up to 2% of the amount you invest.	<ul style="list-style-type: none"> <li>You and your financial security advisor determine the rate.</li> <li>The fee is deducted from the amount you invest. It is paid as a commission.</li> </ul>

#### 2. Ongoing expenses

Normally the MER includes the investment management fee, operating expenses and the cost for the guarantee. These fees are normally deducted from the fund. The preferred series 2 FEL option is only available if you pay fees by redeeming units from your policy. The preferred series 2 fee agreement shows the fees you pay. These fees reduce the return you get on your investment. The advisory and management service fee is negotiable and the fee ranges between 0.50% and 1.25%.

Available additional guarantee options are subject to the following fees. You have to pay for these as set out below. For details about how the guarantees work, please see the applicable section of your information folder and contract.

Guarantee policy	Death benefit guarantee reset option (%)	Maturity guarantee reset option (%)
<b>Maturity / death benefit (%)</b>	<b>Additional costs</b>	
75 / 75	n/a	n/a
75 / 100	0.11	n/a
100 / 100	0.11	0.05

#### Trailing commission

No trailing commission.

#### 3. Other fees

You may have to pay other fees when you redeem or switch units of the fund.

Fee	What you pay
Short-term trading fee	Up to 2% of the value of units you redeem or switch within 90 days of investing in the fund.
Switch fee	You may make up to 12 free switches in each calendar year and after that you may be charged a fee.

### What if I change my mind?

You can change your mind and cancel the segregated fund policy, the initial pre-authorized chequing premium or any lump-sum premium you apply to the policy by telling us in writing within two business days of the earlier of the date you received confirmation of the transaction or five business days after it is mailed to you.

Your cancellation request has to be in writing, which can include email or letter. The amount returned will be the lesser of the amount of the premium being cancelled or the value of the applicable units acquired on the day we process your request. The amount returned only applies to the specific transaction and will include a refund of any sales charges or other fees you paid.

#### For more information

The *Fund Facts* may not contain all the information you need. Please read the contract and the information folder or you may contact us at:

The Canada Life Assurance Company  
 255 Dufferin Avenue  
 London, ON N6A 4K1

Web - [www.canadalife.com](http://www.canadalife.com)

Email - On our website, please go to the "Contact Us" section

Telephone - 1-888-252-1847

# Canadian Fixed Income Balanced

**Quick facts:** Date fund available: May 14, 2012  
 Date fund created: July 27, 1998  
 Managed by: Mackenzie Investments

Total fund value: \$376,336,527  
 Portfolio turnover rate: 58.57%

Guarantee policy : Maturity / death benefit (%)	75 / 75			75 / 100			100 / 100		
	MER (%) <sup>1</sup>	NAV (\$) <sup>1</sup>	UOS <sup>1</sup>	MER (%) <sup>1</sup>	NAV (\$) <sup>1</sup>	UOS <sup>1</sup>	MER (%) <sup>1</sup>	NAV (\$) <sup>1</sup>	UOS <sup>1</sup>
Preferred series 2: FEL option <sup>1</sup>	--	16.94	271,139	--	16.94	336,280	--	--	--

The preferred series 2 does not have a MER as all fees and expenses are paid directly by you. See the section *Ongoing expenses* below for further details. The cost of owning this fund is set out in your fee agreement - see the *Fees and expenses* section of the information folder for more details and discuss with your financial security advisor.

<sup>1</sup> FEL - Front-end load  
 MER - Management expense ratio  
 NAV - Net asset value  
 UOS - Units outstanding

**Minimum investment**  
 •Non-registered, RRSP and TFSA policies: \$500 initial or pre-authorized chequing (PAC) of \$25  
 •RRIF policies: \$10,000 initial

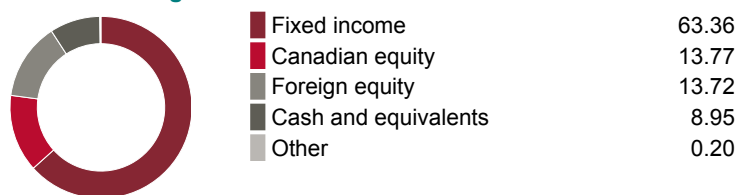
## What does the fund invest in?

This segregated fund invests primarily in Canadian fixed-income securities with some exposure to Canadian and foreign stocks.

### Top 10 investments

	Assets %
Gov. of Canada, 2.75%, 6/1/2033	3.83
Province of Ontario, 3.65%, 6/2/2033	3.81
Province of Quebec, 4.4%, 12/1/2055	3.15
Province of Quebec, 3.6%, 9/1/2033	2.00
United States Treasury Bill RR, 0.5%, 4/15/2024	1.95
Gov. of Canada, 2/29/2024	1.95
Province of British Columbia, 3.55%, 6/18/2033	1.47
Royal Bank of Canada	1.09
Province of Alberta, 3.45%, 12/1/2043	1.05
Province of Alberta, 3.1%, 6/1/2050	0.92
<b>Total</b>	<b>21.21</b>
<b>Total investments:</b>	<b>1689</b>

### Investment segmentation



## Are there any guarantees?

This fund is being offered under an insurance contract. It comes with guarantees that may protect your investment if the markets go down. The insurance cost for the guarantee is included in the investment management fee. For details, please refer to the information folder and contract.

## Who is this fund for?

A person who is investing for the medium to longer term and seeking potential for interest income and modest growth from Canadian and foreign stocks and is comfortable with low risk. Since the fund invests in stocks and bonds its value is affected by changes in interest rates and by stock prices, which can rise and fall in a short period of time.

## How has the fund performed?

This section tells you how the fund has performed over the past 10 years, prior to the deduction of fees for a policyowner who chose the 75/75 guarantee policy. This option does not deduct a MER but you pay fees that you agree to in your fee agreement directly. These fees reduce returns. See the *Ongoing expenses* section below for details.

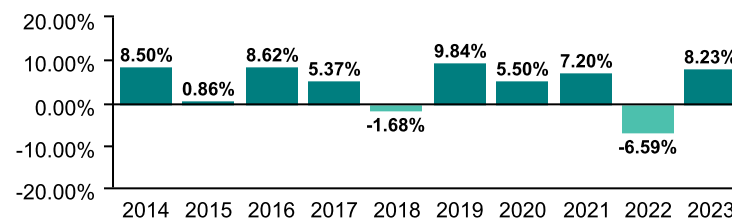
It's important to note that this doesn't tell you how the fund will perform in the future. Also, your actual return will depend on the guarantee policy you choose and your personal tax situation.

### Average return

A person who invested \$1,000 in the fund on December 31, 2013 would have \$1,546.45 on December 31, 2023. This works out to an average of 4.46% a year.

### Year-by-year returns (%)

This chart shows how the fund has performed in each of the past 10 years. In the past 10 years, the fund was up in value 8 years and down in value 2 years.



## How risky is it?

The risk rating for this fund is *Low*.



The value of your investments can go down. Please see the *Fund risks* section of the information folder for further details.

## Canadian Fixed Income Balanced

### How much does it cost?

The following table shows the fees and expenses you could pay to invest in or redeem units of the fund.

#### 1. Sales charges

Sales charge option	What you pay	How it works
Preferred series 2 FEL option	Up to 2% of the amount you invest.	<ul style="list-style-type: none"> <li>You and your financial security advisor determine the rate.</li> <li>The fee is deducted from the amount you invest. It is paid as a commission.</li> </ul>

#### 2. Ongoing expenses

Normally the MER includes the investment management fee, operating expenses and the cost for the guarantee. These fees are normally deducted from the fund. The preferred series 2 FEL option is only available if you pay fees by redeeming units from your policy. The preferred series 2 fee agreement shows the fees you pay. These fees reduce the return you get on your investment. The advisory and management service fee is negotiable and the fee ranges between 0.50% and 1.25%.

Available additional guarantee options are subject to the following fees. You have to pay for these as set out below. For details about how the guarantees work, please see the applicable section of your information folder and contract.

Guarantee policy	Death benefit guarantee reset option (%)	Maturity guarantee reset option (%)
<b>Maturity / death benefit (%)</b>	<b>Additional costs</b>	
75 / 75	n/a	n/a
75 / 100	0.11	n/a
100 / 100	0.11	0.05

#### Trailing commission

No trailing commission.

#### 3. Other fees

You may have to pay other fees when you redeem or switch units of the fund.

Fee	What you pay
Short-term trading fee	Up to 2% of the value of units you redeem or switch within 90 days of investing in the fund.
Switch fee	You may make up to 12 free switches in each calendar year and after that you may be charged a fee.

### What if I change my mind?

You can change your mind and cancel the segregated fund policy, the initial pre-authorized chequing premium or any lump-sum premium you apply to the policy by telling us in writing within two business days of the earlier of the date you received confirmation of the transaction or five business days after it is mailed to you.

Your cancellation request has to be in writing, which can include email or letter. The amount returned will be the lesser of the amount of the premium being cancelled or the value of the applicable units acquired on the day we process your request. The amount returned only applies to the specific transaction and will include a refund of any sales charges or other fees you paid.

#### For more information

The *Fund Facts* may not contain all the information you need. Please read the contract and the information folder or you may contact us at:

The Canada Life Assurance Company  
 255 Dufferin Avenue  
 London, ON N6A 4K1

Web - [www.canadalife.com](http://www.canadalife.com)

Email - On our website, please go to the "Contact Us" section

Telephone - 1-888-252-1847

# North American Balanced

**Quick facts:** Date fund available: May 14, 2012  
 Date fund created: July 27, 1998  
 Managed by: Mackenzie Investments

Total fund value: \$63,953,789  
 Portfolio turnover rate: 36.68%

Guarantee policy : Maturity / death benefit (%)	75 / 75			75 / 100			100 / 100		
	MER (%) <sup>1</sup>	NAV (\$) <sup>1</sup>	UOS <sup>1</sup>	MER (%) <sup>1</sup>	NAV (\$) <sup>1</sup>	UOS <sup>1</sup>	MER (%) <sup>1</sup>	NAV (\$) <sup>1</sup>	UOS <sup>1</sup>
Preferred series 2: FEL option <sup>1</sup>	--	23.41	10,766	--	23.41	4,126	--	--	--

The preferred series 2 does not have a MER as all fees and expenses are paid directly by you. See the section *Ongoing expenses* below for further details. The cost of owning this fund is set out in your fee agreement - see the *Fees and expenses* section of the information folder for more details and discuss with your financial security advisor.

<sup>1</sup> FEL - Front-end load  
 MER - Management expense ratio  
 NAV - Net asset value  
 UOS - Units outstanding

**Minimum investment**

•Non-registered, RRSP and TFSA policies: \$500 initial or pre-authorized chequing (PAC) of \$25  
 •RRIF policies: \$10,000 initial

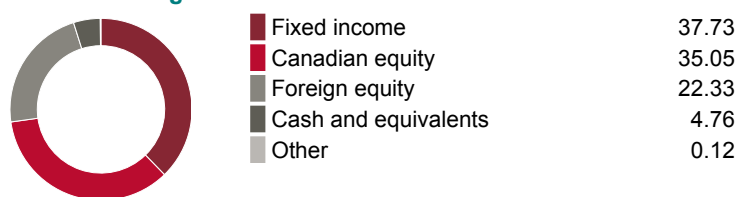
## What does the fund invest in?

This segregated fund invests primarily in Canadian fixed-income securities and stocks with exposure to foreign stocks.

### Top 10 investments

	Assets %
Royal Bank of Canada	2.46
Gov. of Canada, 2.75%, 6/1/2033	2.29
Toronto-Dominion Bank Com New	2.21
Province of Quebec, 4.4%, 12/1/2055	1.52
Canadian Natural Resources Ltd.	1.46
Bank of Montreal	1.44
Canadian Pacific Kansas City Limited	1.42
Canadian National Railwaypany	1.33
Microsoft Corp.	1.26
Province of Ontario, 3.65%, 6/2/2033	1.23
<b>Total</b>	<b>16.61</b>
<b>Total investments:</b>	<b>2059</b>

### Investment segmentation



## Are there any guarantees?

This fund is being offered under an insurance contract. It comes with guarantees that may protect your investment if the markets go down. The insurance cost for the guarantee is included in the investment management fee. For details, please refer to the information folder and contract.

## Who is this fund for?

A person who is investing for the medium to longer term and seeking exposure to bonds and Canadian and foreign stocks and is comfortable with low to moderate risk. Since the fund invests in stocks and bonds its value is affected by changes in interest rates and by stock prices, which can rise and fall in a short period of time.

## How has the fund performed?

This section tells you how the fund has performed over the past 10 years, prior to the deduction of fees for a policyowner who chose the 75/75 guarantee policy. This option does not deduct a MER but you pay fees that you agree to in your fee agreement directly. These fees reduce returns. See the *Ongoing expenses* section below for details.

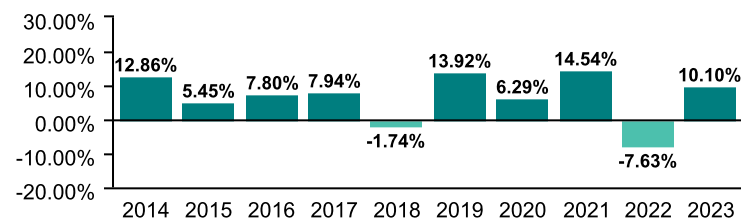
It's important to note that this doesn't tell you how the fund will perform in the future. Also, your actual return will depend on the guarantee policy you choose and your personal tax situation.

### Average return

A person who invested \$1,000 in the fund on December 31, 2013 would have \$1,919.51 on December 31, 2023. This works out to an average of 6.74% a year.

### Year-by-year returns (%)

This chart shows how the fund has performed in each of the past 10 years. In the past 10 years, the fund was up in value 8 years and down in value 2 years.



## How risky is it?

The risk rating for this fund is *Low to moderate*.



The value of your investments can go down. Please see the *Fund risks* section of the information folder for further details.

## North American Balanced

### How much does it cost?

The following table shows the fees and expenses you could pay to invest in or redeem units of the fund.

#### 1. Sales charges

Sales charge option	What you pay	How it works
Preferred series 2 FEL option	Up to 2% of the amount you invest.	<ul style="list-style-type: none"> <li>You and your financial security advisor determine the rate.</li> <li>The fee is deducted from the amount you invest. It is paid as a commission.</li> </ul>

#### 2. Ongoing expenses

Normally the MER includes the investment management fee, operating expenses and the cost for the guarantee. These fees are normally deducted from the fund. The preferred series 2 FEL option is only available if you pay fees by redeeming units from your policy. The preferred series 2 fee agreement shows the fees you pay. These fees reduce the return you get on your investment. The advisory and management service fee is negotiable and the fee ranges between 0.50% and 1.25%.

Available additional guarantee options are subject to the following fees. You have to pay for these as set out below. For details about how the guarantees work, please see the applicable section of your information folder and contract.

Guarantee policy	Death benefit guarantee reset option (%)	Maturity guarantee reset option (%)
<b>Maturity / death benefit (%)</b>	<b>Additional costs</b>	
75 / 75	n/a	n/a
75 / 100	0.11	n/a
100 / 100	0.11	0.11

#### Trailing commission

No trailing commission.

#### 3. Other fees

You may have to pay other fees when you redeem or switch units of the fund.

Fee	What you pay
Short-term trading fee	Up to 2% of the value of units you redeem or switch within 90 days of investing in the fund.
Switch fee	You may make up to 12 free switches in each calendar year and after that you may be charged a fee.

### What if I change my mind?

You can change your mind and cancel the segregated fund policy, the initial pre-authorized chequing premium or any lump-sum premium you apply to the policy by telling us in writing within two business days of the earlier of the date you received confirmation of the transaction or five business days after it is mailed to you.

Your cancellation request has to be in writing, which can include email or letter. The amount returned will be the lesser of the amount of the premium being cancelled or the value of the applicable units acquired on the day we process your request. The amount returned only applies to the specific transaction and will include a refund of any sales charges or other fees you paid.

#### For more information

The *Fund Facts* may not contain all the information you need. Please read the contract and the information folder or you may contact us at:

The Canada Life Assurance Company  
 255 Dufferin Avenue  
 London, ON N6A 4K1

Web - [www.canadalife.com](http://www.canadalife.com)

Email - On our website, please go to the "Contact Us" section

Telephone - 1-888-252-1847



# Canadian Growth Balanced

**Quick facts:** Date fund available: May 14, 2012  
 Date fund created: July 27, 1998  
 Managed by: Mackenzie Investments

Total fund value: \$108,246,657  
 Portfolio turnover rate: 55.66%

Guarantee policy : Maturity / death benefit (%)	75 / 75			75 / 100			100 / 100		
	MER (%) <sup>1</sup>	NAV (\$) <sup>1</sup>	UOS <sup>1</sup>	MER (%) <sup>1</sup>	NAV (\$) <sup>1</sup>	UOS <sup>1</sup>	MER (%) <sup>1</sup>	NAV (\$) <sup>1</sup>	UOS <sup>1</sup>
Preferred series 2: FEL option <sup>1</sup>	--	26.73	7,999	--	26.73	41,505	--	--	--

The preferred series 2 does not have a MER as all fees and expenses are paid directly by you. See the section *Ongoing expenses* below for further details. The cost of owning this fund is set out in your fee agreement - see the *Fees and expenses* section of the information folder for more details and discuss with your financial security advisor.

<sup>1</sup> FEL - Front-end load  
 MER - Management expense ratio  
 NAV - Net asset value  
 UOS - Units outstanding

**Minimum investment**  
 •Non-registered, RRSP and TFSA policies: \$500 initial or pre-authorized chequing (PAC) of \$25  
 •RRIF policies: \$10,000 initial

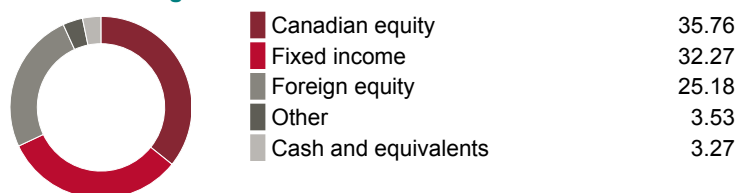
## What does the fund invest in?

This segregated fund invests primarily in Canadian fixed-income securities and stocks with exposure to foreign stocks.

### Top 10 investments

	Assets %
Intact Financial Corporation	3.43
Stantec Inc.	3.40
CAE Inc.	3.36
Royal Bank of Canada	2.92
Schneider Electric S.E. Shs	2.81
Province of Ontario, 3.65%, 6/2/2033	2.74
Premium Brands Holdings Corporation	2.72
Accenture PLCClass A	2.67
Boyd Group Services Inc.	2.55
Dollarama Inc.	2.51
<b>Total</b>	<b>29.10</b>
<b>Total investments:</b>	<b>1365</b>

### Investment segmentation



## Are there any guarantees?

This fund is being offered under an insurance contract. It comes with guarantees that may protect your investment if the markets go down. The insurance cost for the guarantee is included in the investment management fee. For details, please refer to the information folder and contract.

## Who is this fund for?

A person who is investing for the medium to longer term and seeking exposure to bonds and Canadian and foreign stocks and is comfortable with low to moderate risk. Since the fund invests in stocks and bonds its value is affected by changes in interest rates and by stock prices, which can rise and fall in a short period of time.

## How has the fund performed?

This section tells you how the fund has performed over the past 10 years, prior to the deduction of fees for a policyowner who chose the 75/75 guarantee policy. This option does not deduct a MER but you pay fees that you agree to in your fee agreement directly. These fees reduce returns. See the *Ongoing expenses* section below for details.

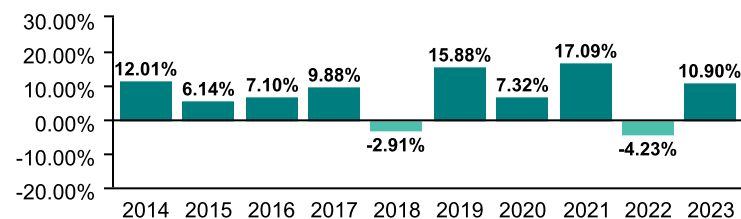
It's important to note that this doesn't tell you how the fund will perform in the future. Also, your actual return will depend on the guarantee policy you choose and your personal tax situation.

### Average return

A person who invested \$1,000 in the fund on December 31, 2013 would have \$2,100.79 on December 31, 2023. This works out to an average of 7.71% a year.

### Year-by-year returns (%)

This chart shows how the fund has performed in each of the past 10 years. In the past 10 years, the fund was up in value 8 years and down in value 2 years.



## How risky is it?

The risk rating for this fund is *Low to moderate*.



The value of your investments can go down. Please see the *Fund risks* section of the information folder for further details.

## Canadian Growth Balanced

### How much does it cost?

The following table shows the fees and expenses you could pay to invest in or redeem units of the fund.

#### 1. Sales charges

Sales charge option	What you pay	How it works
Preferred series 2 FEL option	Up to 2% of the amount you invest.	<ul style="list-style-type: none"> <li>You and your financial security advisor determine the rate.</li> <li>The fee is deducted from the amount you invest. It is paid as a commission.</li> </ul>

#### 2. Ongoing expenses

Normally the MER includes the investment management fee, operating expenses and the cost for the guarantee. These fees are normally deducted from the fund. The preferred series 2 FEL option is only available if you pay fees by redeeming units from your policy. The preferred series 2 fee agreement shows the fees you pay. These fees reduce the return you get on your investment. The advisory and management service fee is negotiable and the fee ranges between 0.50% and 1.25%.

Available additional guarantee options are subject to the following fees. You have to pay for these as set out below. For details about how the guarantees work, please see the applicable section of your information folder and contract.

Guarantee policy	Death benefit guarantee reset option (%)	Maturity guarantee reset option (%)
<b>Maturity / death benefit (%)</b>	<b>Additional costs</b>	
75 / 75	n/a	n/a
75 / 100	0.11	n/a
100 / 100	0.11	0.11

#### Trailing commission

No trailing commission.

#### 3. Other fees

You may have to pay other fees when you redeem or switch units of the fund.

Fee	What you pay
Short-term trading fee	Up to 2% of the value of units you redeem or switch within 90 days of investing in the fund.
Switch fee	You may make up to 12 free switches in each calendar year and after that you may be charged a fee.

### What if I change my mind?

You can change your mind and cancel the segregated fund policy, the initial pre-authorized chequing premium or any lump-sum premium you apply to the policy by telling us in writing within two business days of the earlier of the date you received confirmation of the transaction or five business days after it is mailed to you.

Your cancellation request has to be in writing, which can include email or letter. The amount returned will be the lesser of the amount of the premium being cancelled or the value of the applicable units acquired on the day we process your request. The amount returned only applies to the specific transaction and will include a refund of any sales charges or other fees you paid.

#### For more information

The *Fund Facts* may not contain all the information you need. Please read the contract and the information folder or you may contact us at:

The Canada Life Assurance Company  
 255 Dufferin Avenue  
 London, ON N6A 4K1

Web - [www.canadalife.com](http://www.canadalife.com)

Email - On our website, please go to the "Contact Us" section

Telephone - 1-888-252-1847

## Strategic Income

**Quick facts:** Date fund available: May 14, 2012  
 Date fund created: July 27, 1998  
 Managed by: Mackenzie Investments

Total fund value: \$1,161,111,845  
 Portfolio turnover rate: 0.03%

Guarantee policy : Maturity / death benefit (%)	75 / 75			75 / 100			100 / 100		
	MER (%) <sup>1</sup>	NAV (\$) <sup>1</sup>	UOS <sup>1</sup>	MER (%) <sup>1</sup>	NAV (\$) <sup>1</sup>	UOS <sup>1</sup>	MER (%) <sup>1</sup>	NAV (\$) <sup>1</sup>	UOS <sup>1</sup>
Preferred series 2: FEL option <sup>1</sup>	--	21.68	55,465	--	21.68	34,049	--	--	--

The preferred series 2 does not have a MER as all fees and expenses are paid directly by you. See the section *Ongoing expenses* below for further details. The cost of owning this fund is set out in your fee agreement - see the *Fees and expenses* section of the information folder for more details and discuss with your financial security advisor.

<sup>1</sup> FEL - Front-end load  
 MER - Management expense ratio  
 NAV - Net asset value  
 UOS - Units outstanding

**Minimum investment**  
 •Non-registered, RRSP and TFSA policies: \$500 initial or pre-authorized chequing (PAC) of \$25  
 •RRIF policies: \$10,000 initial

### What does the fund invest in?

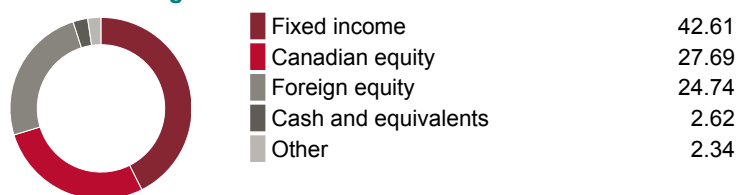
This segregated fund invests primarily in fixed-income and/or income-oriented equity securities anywhere in the world currently through the Canada Life Strategic Income mutual fund.

#### Top 10 investments (of the underlying fund)

	Assets %
Royal Bank of Canada	2.16
Bank of Montreal	1.78
Toronto-Dominion Bank Com New	1.46
Canadian Natural Resources Ltd.	1.32
Microsoft Corp.	1.32
Canadian Pacific Kansas City Limited	1.20
Canadian National Railwaypany	1.03
Loblaw Cos. Ltd.	0.98
TC Energy Corp.	0.96
Mackenzie Credit Absolute Return Fund Series CL	0.91
<b>Total</b>	<b>13.12</b>

**Total investments:** 2527

#### Investment segmentation



### How has the fund performed?

This section tells you how the fund has performed over the past 10 years, prior to the deduction of fees for a policyowner who chose the 75/75 guarantee policy. This option does not deduct a MER but you pay fees that you agree to in your fee agreement directly. These fees reduce returns. See the *Ongoing expenses* section below for details.

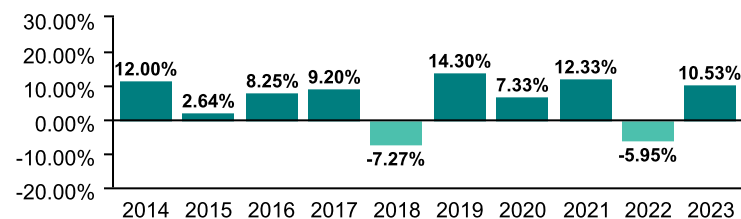
It's important to note that this doesn't tell you how the fund will perform in the future. Also, your actual return will depend on the guarantee policy you choose and your personal tax situation.

#### Average return

A person who invested \$1,000 in the fund on December 31, 2013 would have \$1,805.12 on December 31, 2023. This works out to an average of 6.08% a year.

#### Year-by-year returns (%)

This chart shows how the fund has performed in each of the past 10 years. In the past 10 years, the fund was up in value 8 years and down in value 2 years.



### Are there any guarantees?

This fund is being offered under an insurance contract. It comes with guarantees that may protect your investment if the markets go down. The insurance cost for the guarantee is included in the investment management fee. For details, please refer to the information folder and contract.

### How risky is it?

The risk rating for this fund is *Low to moderate*.



The value of your investments can go down. Please see the *Fund risks* section of the information folder for further details.

### Who is this fund for?

A person who is investing for the medium to longer term and seeking exposure to stocks and bonds and is comfortable with low to moderate risk. Since the fund invests in stocks and bonds its value is affected by changes in interest rates and by stock prices, which can rise and fall in a short period of time.

## Strategic Income

### How much does it cost?

The following table shows the fees and expenses you could pay to invest in or redeem units of the fund.

#### 1. Sales charges

Sales charge option	What you pay	How it works
Preferred series 2 FEL option	Up to 2% of the amount you invest.	<ul style="list-style-type: none"> <li>You and your financial security advisor determine the rate.</li> <li>The fee is deducted from the amount you invest. It is paid as a commission.</li> </ul>

#### 2. Ongoing expenses

Normally the MER includes the investment management fee, operating expenses and the cost for the guarantee. These fees are normally deducted from the fund. The preferred series 2 FEL option is only available if you pay fees by redeeming units from your policy. The preferred series 2 fee agreement shows the fees you pay. These fees reduce the return you get on your investment. The advisory and management service fee is negotiable and the fee ranges between 0.50% and 1.25%.

Available additional guarantee options are subject to the following fees. You have to pay for these as set out below. For details about how the guarantees work, please see the applicable section of your information folder and contract.

Guarantee policy	Death benefit guarantee reset option (%)	Maturity guarantee reset option (%)
<b>Maturity / death benefit (%)</b>	<b>Additional costs</b>	
75 / 75	n/a	n/a
75 / 100	0.11	n/a
100 / 100	0.11	0.11

#### Trailing commission

No trailing commission.

#### 3. Other fees

You may have to pay other fees when you redeem or switch units of the fund.

Fee	What you pay
Short-term trading fee	Up to 2% of the value of units you redeem or switch within 90 days of investing in the fund.
Switch fee	You may make up to 12 free switches in each calendar year and after that you may be charged a fee.

### What if I change my mind?

You can change your mind and cancel the segregated fund policy, the initial pre-authorized chequing premium or any lump-sum premium you apply to the policy by telling us in writing within two business days of the earlier of the date you received confirmation of the transaction or five business days after it is mailed to you.

Your cancellation request has to be in writing, which can include email or letter. The amount returned will be the lesser of the amount of the premium being cancelled or the value of the applicable units acquired on the day we process your request. The amount returned only applies to the specific transaction and will include a refund of any sales charges or other fees you paid.

#### For more information

The *Fund Facts* may not contain all the information you need. Please read the contract and the information folder or you may contact us at:

The Canada Life Assurance Company  
 255 Dufferin Avenue  
 London, ON N6A 4K1

Web - [www.canadalife.com](http://www.canadalife.com)

Email - On our website, please go to the "Contact Us" section

Telephone - 1-888-252-1847

# Canadian Stock Balanced

**Quick facts:** Date fund available: May 14, 2012  
 Date fund created: July 27, 1998  
 Managed by: Mackenzie Investments

Total fund value: \$140,572,370  
 Portfolio turnover rate: 29.35%

Guarantee policy : Maturity / death benefit (%)	75 / 75			75 / 100			100 / 100		
	MER (%) <sup>1</sup>	NAV (\$) <sup>1</sup>	UOS <sup>1</sup>	MER (%) <sup>1</sup>	NAV (\$) <sup>1</sup>	UOS <sup>1</sup>	MER (%) <sup>1</sup>	NAV (\$) <sup>1</sup>	UOS <sup>1</sup>
Preferred series 2: FEL option <sup>1</sup>	--	25.61	15,467	--	25.61	41,089	--	--	--

The preferred series 2 does not have a MER as all fees and expenses are paid directly by you. See the section *Ongoing expenses* below for further details. The cost of owning this fund is set out in your fee agreement - see the *Fees and expenses* section of the information folder for more details and discuss with your financial security advisor.

<sup>1</sup> FEL - Front-end load  
 MER - Management expense ratio  
 NAV - Net asset value  
 UOS - Units outstanding

**Minimum investment**

•Non-registered, RRSP and TFSA policies: \$500 initial or pre-authorized chequing (PAC) of \$25  
 •RRIF policies: \$10,000 initial

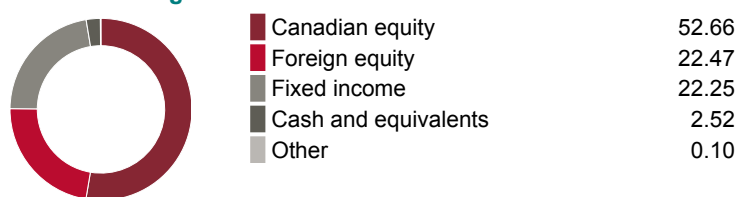
## What does the fund invest in?

This segregated fund invests primarily in Canadian fixed-income securities and stocks with exposure to foreign stocks.

### Top 10 investments

	Assets %
Brookfield Corporation VtgCI A	3.51
Intact Financial Corporation	3.41
Restaurant Brands International Inc.	3.38
Royal Bank of Canada	3.31
Toronto-Dominion Bank Com New	3.17
Gov. of Canada, 2.75%, 6/1/2033	2.92
Alimentation Couche-Tard Inc.	2.89
Telus Corp.	2.59
Emera Inc.	2.56
Dollarama Inc.	2.51
<b>Total</b>	<b>30.27</b>
<b>Total investments:</b>	<b>524</b>

### Investment segmentation



## Are there any guarantees?

This fund is being offered under an insurance contract. It comes with guarantees that may protect your investment if the markets go down. The insurance cost for the guarantee is included in the investment management fee. For details, please refer to the information folder and contract.

## Who is this fund for?

A person who is investing for the medium to longer term and seeking exposure to bonds and Canadian and foreign stocks and is comfortable with low to moderate risk. Since the fund invests in stocks and bonds its value is affected by changes in interest rates and by stock prices, which can rise and fall in a short period of time.

## How has the fund performed?

This section tells you how the fund has performed over the past 10 years, prior to the deduction of fees for a policyowner who chose the 75/75 guarantee policy. This option does not deduct a MER but you pay fees that you agree to in your fee agreement directly. These fees reduce returns. See the *Ongoing expenses* section below for details.

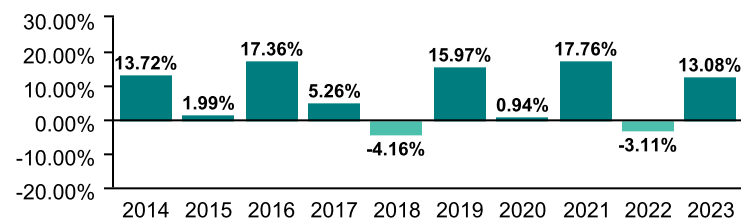
It's important to note that this doesn't tell you how the fund will perform in the future. Also, your actual return will depend on the guarantee policy you choose and your personal tax situation.

### Average return

A person who invested \$1,000 in the fund on December 31, 2013 would have \$2,073.94 on December 31, 2023. This works out to an average of 7.57% a year.

### Year-by-year returns (%)

This chart shows how the fund has performed in each of the past 10 years. In the past 10 years, the fund was up in value 8 years and down in value 2 years.



## How risky is it?

The risk rating for this fund is *Low to moderate*.



The value of your investments can go down. Please see the *Fund risks* section of the information folder for further details.

## Canadian Stock Balanced

### How much does it cost?

The following table shows the fees and expenses you could pay to invest in or redeem units of the fund.

#### 1. Sales charges

Sales charge option	What you pay	How it works
Preferred series 2 FEL option	Up to 2% of the amount you invest.	<ul style="list-style-type: none"> <li>You and your financial security advisor determine the rate.</li> <li>The fee is deducted from the amount you invest. It is paid as a commission.</li> </ul>

#### 2. Ongoing expenses

Normally the MER includes the investment management fee, operating expenses and the cost for the guarantee. These fees are normally deducted from the fund. The preferred series 2 FEL option is only available if you pay fees by redeeming units from your policy. The preferred series 2 fee agreement shows the fees you pay. These fees reduce the return you get on your investment. The advisory and management service fee is negotiable and the fee ranges between 0.50% and 1.25%.

Available additional guarantee options are subject to the following fees. You have to pay for these as set out below. For details about how the guarantees work, please see the applicable section of your information folder and contract.

Guarantee policy	Death benefit guarantee reset option (%)	Maturity guarantee reset option (%)
<b>Maturity / death benefit (%)</b>	<b>Additional costs</b>	
75 / 75	n/a	n/a
75 / 100	0.11	n/a
100 / 100	0.11	0.11

#### Trailing commission

No trailing commission.

#### 3. Other fees

You may have to pay other fees when you redeem or switch units of the fund.

Fee	What you pay
Short-term trading fee	Up to 2% of the value of units you redeem or switch within 90 days of investing in the fund.
Switch fee	You may make up to 12 free switches in each calendar year and after that you may be charged a fee.

### What if I change my mind?

You can change your mind and cancel the segregated fund policy, the initial pre-authorized chequing premium or any lump-sum premium you apply to the policy by telling us in writing within two business days of the earlier of the date you received confirmation of the transaction or five business days after it is mailed to you.

Your cancellation request has to be in writing, which can include email or letter. The amount returned will be the lesser of the amount of the premium being cancelled or the value of the applicable units acquired on the day we process your request. The amount returned only applies to the specific transaction and will include a refund of any sales charges or other fees you paid.

#### For more information

The *Fund Facts* may not contain all the information you need. Please read the contract and the information folder or you may contact us at:

The Canada Life Assurance Company  
 255 Dufferin Avenue  
 London, ON N6A 4K1

Web - [www.canadalife.com](http://www.canadalife.com)

Email - On our website, please go to the "Contact Us" section

Telephone - 1-888-252-1847

# Canadian Value Balanced

**Quick facts:** Date fund available: May 14, 2012  
 Date fund created: July 27, 1998  
 Managed by: Beutel, Goodman & Company Ltd.

Total fund value: \$1,498,333,577  
 Portfolio turnover rate: 41.87%

Guarantee policy : Maturity / death benefit (%)	75 / 75			75 / 100			100 / 100		
	MER (%) <sup>1</sup>	NAV (\$) <sup>1</sup>	UOS <sup>1</sup>	MER (%) <sup>1</sup>	NAV (\$) <sup>1</sup>	UOS <sup>1</sup>	MER (%) <sup>1</sup>	NAV (\$) <sup>1</sup>	UOS <sup>1</sup>
Preferred series 2: FEL option <sup>1</sup>	--	27.74	274,234	--	27.74	379,473	--	--	--

The preferred series 2 does not have a MER as all fees and expenses are paid directly by you. See the section *Ongoing expenses* below for further details. The cost of owning this fund is set out in your fee agreement - see the *Fees and expenses* section of the information folder for more details and discuss with your financial security advisor.

<sup>1</sup> FEL - Front-end load  
 MER - Management expense ratio  
 NAV - Net asset value  
 UOS - Units outstanding

**Minimum investment**  
 •Non-registered, RRSP and TFSA policies: \$500 initial or pre-authorized chequing (PAC) of \$25  
 •RRIF policies: \$10,000 initial

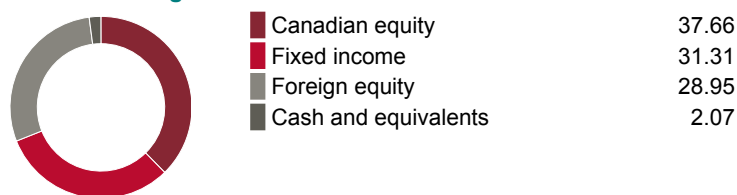
## What does the fund invest in?

This segregated fund invests primarily in Canadian fixed-income securities and stocks with exposure to foreign stocks.

### Top 10 investments

	Assets %
Royal Bank of Canada	3.35
Toronto-Dominion Bank Com New	2.83
Gov. of Canada, 2%, 6/1/2032	1.82
Canadian National Railwaypany	1.78
Bank of Montreal	1.71
Manulife Financial Corporation	1.65
Rogers Communications Inc. CI B Non Vtg	1.61
TC Energy Corp.	1.60
Sun Life Financial Inc.	1.51
Amgen Inc.	1.49
<b>Total</b>	<b>19.36</b>
<b>Total investments:</b>	<b>220</b>

### Investment segmentation



## Are there any guarantees?

This fund is being offered under an insurance contract. It comes with guarantees that may protect your investment if the markets go down. The insurance cost for the guarantee is included in the investment management fee. For details, please refer to the information folder and contract.

## Who is this fund for?

A person who is investing for the medium to longer term and seeking exposure to bonds and Canadian and foreign stocks and is comfortable with low to moderate risk. Since the fund invests in stocks and bonds its value is affected by changes in interest rates and by stock prices, which can rise and fall in a short period of time.

## How has the fund performed?

This section tells you how the fund has performed over the past 10 years, prior to the deduction of fees for a policyowner who chose the 75/75 guarantee policy. This option does not deduct a MER but you pay fees that you agree to in your fee agreement directly. These fees reduce returns. See the *Ongoing expenses* section below for details.

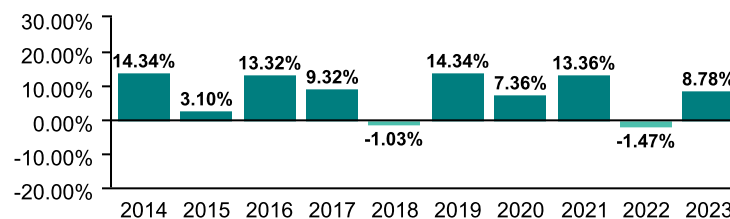
It's important to note that this doesn't tell you how the fund will perform in the future. Also, your actual return will depend on the guarantee policy you choose and your personal tax situation.

### Average return

A person who invested \$1,000 in the fund on December 31, 2013 would have \$2,155.72 on December 31, 2023. This works out to an average of 7.98% a year.

### Year-by-year returns (%)

This chart shows how the fund has performed in each of the past 10 years. In the past 10 years, the fund was up in value 8 years and down in value 2 years.



## How risky is it?

The risk rating for this fund is *Low to moderate*.



The value of your investments can go down. Please see the *Fund risks* section of the information folder for further details.

## Canadian Value Balanced

### How much does it cost?

The following table shows the fees and expenses you could pay to invest in or redeem units of the fund.

#### 1. Sales charges

Sales charge option	What you pay	How it works
Preferred series 2 FEL option	Up to 2% of the amount you invest.	<ul style="list-style-type: none"> <li>You and your financial security advisor determine the rate.</li> <li>The fee is deducted from the amount you invest. It is paid as a commission.</li> </ul>

#### 2. Ongoing expenses

Normally the MER includes the investment management fee, operating expenses and the cost for the guarantee. These fees are normally deducted from the fund. The preferred series 2 FEL option is only available if you pay fees by redeeming units from your policy. The preferred series 2 fee agreement shows the fees you pay. These fees reduce the return you get on your investment. The advisory and management service fee is negotiable and the fee ranges between 0.50% and 1.25%.

Available additional guarantee options are subject to the following fees. You have to pay for these as set out below. For details about how the guarantees work, please see the applicable section of your information folder and contract.

Guarantee policy	Death benefit guarantee reset option (%)	Maturity guarantee reset option (%)
<b>Maturity / death benefit (%)</b>	<b>Additional costs</b>	
75 / 75	n/a	n/a
75 / 100	0.11	n/a
100 / 100	0.11	0.11

#### Trailing commission

No trailing commission.

#### 3. Other fees

You may have to pay other fees when you redeem or switch units of the fund.

Fee	What you pay
Short-term trading fee	Up to 2% of the value of units you redeem or switch within 90 days of investing in the fund.
Switch fee	You may make up to 12 free switches in each calendar year and after that you may be charged a fee.

### What if I change my mind?

You can change your mind and cancel the segregated fund policy, the initial pre-authorized chequing premium or any lump-sum premium you apply to the policy by telling us in writing within two business days of the earlier of the date you received confirmation of the transaction or five business days after it is mailed to you.

Your cancellation request has to be in writing, which can include email or letter. The amount returned will be the lesser of the amount of the premium being cancelled or the value of the applicable units acquired on the day we process your request. The amount returned only applies to the specific transaction and will include a refund of any sales charges or other fees you paid.

#### For more information

The *Fund Facts* may not contain all the information you need. Please read the contract and the information folder or you may contact us at:

The Canada Life Assurance Company  
 255 Dufferin Avenue  
 London, ON N6A 4K1

Web - [www.canadalife.com](http://www.canadalife.com)

Email - On our website, please go to the "Contact Us" section

Telephone - 1-888-252-1847



# Fidelity Tactical Asset Allocation Income

**Quick facts:** Date fund available: May 14, 2012  
 Date fund created: July 27, 1998  
 Managed by: Fidelity Investments Canada ULC

Total fund value: \$94,408,016  
 Portfolio turnover rate: 2.34%

Guarantee policy : Maturity / death benefit (%)	75 / 75			75 / 100			100 / 100		
	MER (%) <sup>1</sup>	NAV (\$) <sup>1</sup>	UOS <sup>1</sup>	MER (%) <sup>1</sup>	NAV (\$) <sup>1</sup>	UOS <sup>1</sup>	MER (%) <sup>1</sup>	NAV (\$) <sup>1</sup>	UOS <sup>1</sup>
Preferred series 2: FEL option <sup>1</sup>	--	21.59	5,506	--	21.59	14,777	--	--	--

The preferred series 2 does not have a MER as all fees and expenses are paid directly by you. See the section *Ongoing expenses* below for further details. The cost of owning this fund is set out in your fee agreement - see the *Fees and expenses* section of the information folder for more details and discuss with your financial security advisor.

<sup>1</sup> FEL - Front-end load  
 MER - Management expense ratio  
 NAV - Net asset value  
 UOS - Units outstanding

**Minimum investment**

•Non-registered, RRSP and TFSA policies: \$500 initial or pre-authorized chequing (PAC) of \$25  
 •RRIF policies: \$10,000 initial

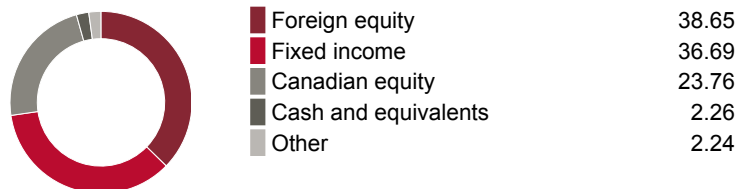
## What does the fund invest in?

This segregated fund invests primarily in fixed-income securities and stocks anywhere in the world currently through the Fidelity Tactical Asset Allocation Income Fund.

### Top 10 investments (of the underlying fund)

	Assets %
Fidelity Global Core Plus Bond ETF Unit Ser L	13.07
iShares Trust - iShares Core S&P Total U.S. Stock Market ETF Core S&P Total U S Stk Mkt Etf	11.38
VanEck ETF Trust - VanEck J.P. Morgan EM Local Currency Bond ETF J P Morgan Emerging Mkts Loc Currency Bd Etf New	3.18
iShares Trust - iShares International Treasury Bond ETF Intl Treasury Bd Etf	1.78
iShares Comex Gold Trust ETF	1.61
iShares Trust - iShares 20+ Year Treasury Bond ETF 20+ Yr Treas Bd Etf	1.12
The Select Sector SPDR Trust - The Energy Select Sector SPDR Fund Energy	0.90
Gov. of Canada, 2.75%, 6/1/2033	0.87
Gov. of Canada, 1.25%, 12/1/2047	0.80
Gov. of Canada, 4%, 12/1/2031	0.80
<b>Total</b>	<b>35.51</b>
<b>Total investments:</b>	<b>1883</b>

### Investment segmentation



## Are there any guarantees?

This fund is being offered under an insurance contract. It comes with guarantees that may protect your investment if the markets go down. The insurance cost for the guarantee is included in the investment management fee. For details, please refer to the information folder and contract.

## Who is this fund for?

A person who is investing for the medium to longer term and seeking exposure to Canadian and foreign bonds and stocks and is comfortable with low to moderate risk. Since the fund invests in stocks and bonds its value is affected by changes in interest rates and by stock prices, which can rise and fall in a short period of time.

## Notes

Effective November 2016 the investment objective changed from investing primarily in Canadian fixed-income securities and stocks to investing primarily in fixed-income securities and stocks anywhere in the world. The performance before that date was achieved under a previous manager and investment objective. No other changes were made to the segregated fund.

## How has the fund performed?

This section tells you how the fund has performed over the past 10 years, prior to the deduction of fees for a policyowner who chose the 75/75 guarantee policy. This option does not deduct a MER but you pay fees that you agree to in your fee agreement directly. These fees reduce returns. See the *Ongoing expenses* section below for details.

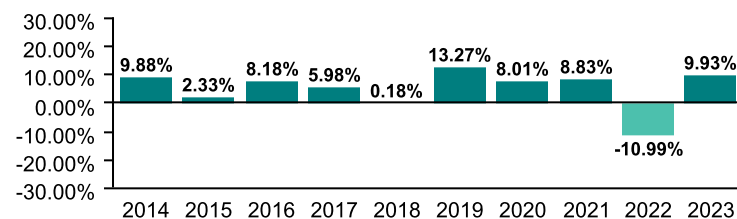
It's important to note that this doesn't tell you how the fund will perform in the future. Also, your actual return will depend on the guarantee policy you choose and your personal tax situation.

### Average return

A person who invested \$1,000 in the fund on December 31, 2013 would have \$1,682.38 on December 31, 2023. This works out to an average of 5.34% a year.

### Year-by-year returns (%)

This chart shows how the fund has performed in each of the past 10 years. In the past 10 years, the fund was up in value 9 years and down in value 1 year.



## How risky is it?

The risk rating for this fund is *Low to moderate*.



The value of your investments can go down. Please see the *Fund risks* section of the information folder for further details.

## Fidelity Tactical Asset Allocation Income

### How much does it cost?

The following table shows the fees and expenses you could pay to invest in or redeem units of the fund.

#### 1. Sales charges

Sales charge option	What you pay	How it works
Preferred series 2 FEL option	Up to 2% of the amount you invest.	<ul style="list-style-type: none"> <li>You and your financial security advisor determine the rate.</li> <li>The fee is deducted from the amount you invest. It is paid as a commission.</li> </ul>

#### 2. Ongoing expenses

Normally the MER includes the investment management fee, operating expenses and the cost for the guarantee. These fees are normally deducted from the fund. The preferred series 2 FEL option is only available if you pay fees by redeeming units from your policy. The preferred series 2 fee agreement shows the fees you pay. These fees reduce the return you get on your investment. The advisory and management service fee is negotiable and the fee ranges between 0.50% and 1.25%.

Available additional guarantee options are subject to the following fees. You have to pay for these as set out below. For details about how the guarantees work, please see the applicable section of your information folder and contract.

Guarantee policy	Death benefit guarantee reset option (%)	Maturity guarantee reset option (%)
<b>Maturity / death benefit (%)</b>	<b>Additional costs</b>	
75 / 75	n/a	n/a
75 / 100	0.11	n/a
100 / 100	0.11	0.11

#### Trailing commission

No trailing commission.

#### 3. Other fees

You may have to pay other fees when you redeem or switch units of the fund.

Fee	What you pay
Short-term trading fee	Up to 2% of the value of units you redeem or switch within 90 days of investing in the fund.
Switch fee	You may make up to 12 free switches in each calendar year and after that you may be charged a fee.

### What if I change my mind?

You can change your mind and cancel the segregated fund policy, the initial pre-authorized chequing premium or any lump-sum premium you apply to the policy by telling us in writing within two business days of the earlier of the date you received confirmation of the transaction or five business days after it is mailed to you.

Your cancellation request has to be in writing, which can include email or letter. The amount returned will be the lesser of the amount of the premium being cancelled or the value of the applicable units acquired on the day we process your request. The amount returned only applies to the specific transaction and will include a refund of any sales charges or other fees you paid.

#### For more information

The *Fund Facts* may not contain all the information you need. Please read the contract and the information folder or you may contact us at:

The Canada Life Assurance Company

255 Dufferin Avenue

London, ON N6A 4K1

Web - [www.canadalife.com](http://www.canadalife.com)

Email - On our website, please go to the "Contact Us" section

Telephone - 1-888-252-1847

# Global Strategic Income

**Quick facts:** Date fund available: May 14, 2012  
 Date fund created: November 5, 2001  
 Managed by: Mackenzie Investments

Total fund value: \$71,575,363  
 Portfolio turnover rate: 3.84%

Guarantee policy : Maturity / death benefit (%)	75 / 75			75 / 100			100 / 100		
	MER (%) <sup>1</sup>	NAV (\$) <sup>1</sup>	UOS <sup>1</sup>	MER (%) <sup>1</sup>	NAV (\$) <sup>1</sup>	UOS <sup>1</sup>	MER (%) <sup>1</sup>	NAV (\$) <sup>1</sup>	UOS <sup>1</sup>
Preferred series 2: FEL option <sup>1</sup>	--	23.99	9,970	--	23.99	36,775	--	--	--

The preferred series 2 does not have a MER as all fees and expenses are paid directly by you. See the section *Ongoing expenses* below for further details. The cost of owning this fund is set out in your fee agreement - see the *Fees and expenses* section of the information folder for more details and discuss with your financial security advisor.

<sup>1</sup> FEL - Front-end load  
 MER - Management expense ratio  
 NAV - Net asset value  
 UOS - Units outstanding

**Minimum investment**  
 •Non-registered, RRSP and TFSA policies: \$500 initial or pre-authorized chequing (PAC) of \$25  
 •RRIF policies: \$10,000 initial

## What does the fund invest in?

This segregated fund invests primarily in fixed-income securities and income-oriented stocks from around the world currently through the Canada Life Global Strategic Income mutual fund.

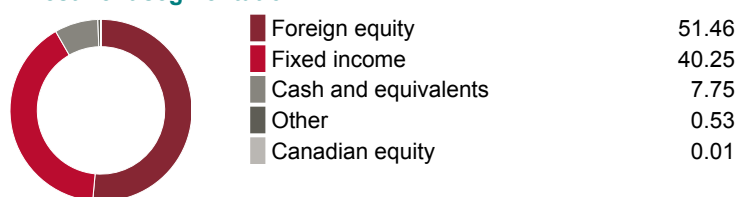
### Top 10 investments (of the underlying fund)

	Assets %
Microsoft Corp.	2.68
Gov. of Canada, 3.5%, 3/1/2028	2.13
United States Treasury Note, 3.5%, 2/15/2033	2.06
United States Treasury Note, 0.13%, 2/15/2052	1.78
United States Treasury Note, 0.13%, 1/15/2031	1.56
SAP SE Shs	1.46
Broadcom Inc.	1.42
JPMorgan Chase & Co.	1.39
Amazon.com Inc.	1.33
United States Treasury Note, 4%, 2/29/2028	1.32
<b>Total</b>	<b>17.13</b>

**Total investments:**

**1733**

### Investment segmentation



## How has the fund performed?

This section tells you how the fund has performed over the past 10 years, prior to the deduction of fees for a policyowner who chose the 75/75 guarantee policy. This option does not deduct a MER but you pay fees that you agree to in your fee agreement directly. These fees reduce returns. See the *Ongoing expenses* section below for details.

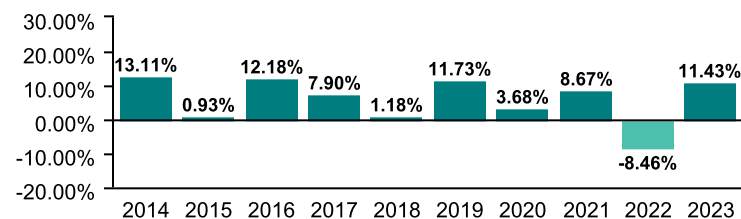
It's important to note that this doesn't tell you how the fund will perform in the future. Also, your actual return will depend on the guarantee policy you choose and your personal tax situation.

### Average return

A person who invested \$1,000 in the fund on December 31, 2013 would have \$1,795.43 on December 31, 2023. This works out to an average of 6.03% a year.

### Year-by-year returns (%)

This chart shows how the fund has performed in each of the past 10 years. In the past 10 years, the fund was up in value 9 years and down in value 1 year.



## Are there any guarantees?

This fund is being offered under an insurance contract. It comes with guarantees that may protect your investment if the markets go down. The insurance cost for the guarantee is included in the investment management fee. For details, please refer to the information folder and contract.

## Who is this fund for?

A person who is investing for the medium to longer term and seeking exposure to Canadian and foreign bonds and Canadian and foreign income-oriented stocks and is comfortable with low to moderate risk. Since the fund invests in stocks and bonds its value is affected by changes in interest rates and by stock prices, which can rise and fall in a short period of time.

## Notes

Effective November 2016 the investment objective changed from investing primarily in fixed-income securities and stocks in Canada to anywhere in the world. The performance before that date was achieved under a previous manager and investment objective. No other changes were made to the segregated fund.

## How risky is it?

The risk rating for this fund is *Low to moderate*.



The value of your investments can go down. Please see the *Fund risks* section of the information folder for further details.

## Global Strategic Income

### How much does it cost?

The following table shows the fees and expenses you could pay to invest in or redeem units of the fund.

#### 1. Sales charges

Sales charge option	What you pay	How it works
Preferred series 2 FEL option	Up to 2% of the amount you invest.	<ul style="list-style-type: none"> <li>You and your financial security advisor determine the rate.</li> <li>The fee is deducted from the amount you invest. It is paid as a commission.</li> </ul>

#### 2. Ongoing expenses

Normally the MER includes the investment management fee, operating expenses and the cost for the guarantee. These fees are normally deducted from the fund. The preferred series 2 FEL option is only available if you pay fees by redeeming units from your policy. The preferred series 2 fee agreement shows the fees you pay. These fees reduce the return you get on your investment. The advisory and management service fee is negotiable and the fee ranges between 0.50% and 1.25%.

Available additional guarantee options are subject to the following fees. You have to pay for these as set out below. For details about how the guarantees work, please see the applicable section of your information folder and contract.

Guarantee policy	Death benefit guarantee reset option (%)	Maturity guarantee reset option (%)
<b>Maturity / death benefit (%)</b>	<b>Additional costs</b>	
75 / 75	n/a	n/a
75 / 100	0.11	n/a
100 / 100	0.11	0.11

#### Trailing commission

No trailing commission.

#### 3. Other fees

You may have to pay other fees when you redeem or switch units of the fund.

Fee	What you pay
Short-term trading fee	Up to 2% of the value of units you redeem or switch within 90 days of investing in the fund.
Switch fee	You may make up to 12 free switches in each calendar year and after that you may be charged a fee.

### What if I change my mind?

You can change your mind and cancel the segregated fund policy, the initial pre-authorized chequing premium or any lump-sum premium you apply to the policy by telling us in writing within two business days of the earlier of the date you received confirmation of the transaction or five business days after it is mailed to you.

Your cancellation request has to be in writing, which can include email or letter. The amount returned will be the lesser of the amount of the premium being cancelled or the value of the applicable units acquired on the day we process your request. The amount returned only applies to the specific transaction and will include a refund of any sales charges or other fees you paid.

#### For more information

The *Fund Facts* may not contain all the information you need. Please read the contract and the information folder or you may contact us at:

The Canada Life Assurance Company

255 Dufferin Avenue

London, ON N6A 4K1

Web - [www.canadalife.com](http://www.canadalife.com)

Email - On our website, please go to the "Contact Us" section

Telephone - 1-888-252-1847

# Global Balanced

**Quick facts:** Date fund available: May 14, 2012  
 Date fund created: October 5, 2009  
 Managed by: Mackenzie Investments

Total fund value: \$170,344,824  
 Portfolio turnover rate: 0.91%

Guarantee policy : Maturity / death benefit (%)	75 / 75			75 / 100			100 / 100		
	MER (%) <sup>1</sup>	NAV (\$) <sup>1</sup>	UOS <sup>1</sup>	MER (%) <sup>1</sup>	NAV (\$) <sup>1</sup>	UOS <sup>1</sup>	MER (%) <sup>1</sup>	NAV (\$) <sup>1</sup>	UOS <sup>1</sup>
Preferred series 2: FEL option <sup>1</sup>	--	27.98	69,411	--	27.98	74,296	--	--	--

The preferred series 2 does not have a MER as all fees and expenses are paid directly by you. See the section *Ongoing expenses* below for further details. The cost of owning this fund is set out in your fee agreement - see the *Fees and expenses* section of the information folder for more details and discuss with your financial security advisor.

<sup>1</sup> FEL - Front-end load  
 MER - Management expense ratio  
 NAV - Net asset value  
 UOS - Units outstanding

**Minimum investment**

•Non-registered, RRSP and TFSA policies: \$500 initial or pre-authorized chequing (PAC) of \$25  
 •RRIF policies: \$10,000 initial

## What does the fund invest in?

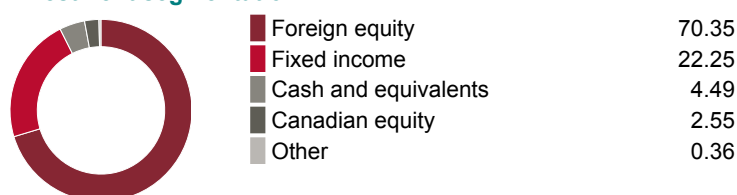
This segregated fund invests primarily in foreign fixed-income securities and foreign stocks currently through the Canada Life Global Balanced mutual fund.

### Top 10 investments (of the underlying fund)

	Assets %
Danaher Corp.	3.37
Colgate-Palmolive Co.	2.84
Alphabet Inc. Cl A	2.48
Brookfield Corporation VtgCl A	2.46
Berkshire Hathaway Inc. Cl B New	2.40
Johnson & Johnson	2.35
Reckitt Benckiser Group PLC Shs	2.24
Compass Group PLC Ord Gbp0.1105	2.21
Seven & i Holdings Co. Ltd. Shs	2.18
Grainger (W.W.) Inc.	2.13
<b>Total</b>	<b>24.65</b>

**Total investments: 1198**

### Investment segmentation



## How has the fund performed?

This section tells you how the fund has performed over the past 10 years, prior to the deduction of fees for a policyowner who chose the 75/75 guarantee policy. This option does not deduct a MER but you pay fees that you agree to in your fee agreement directly. These fees reduce returns. See the *Ongoing expenses* section below for details.

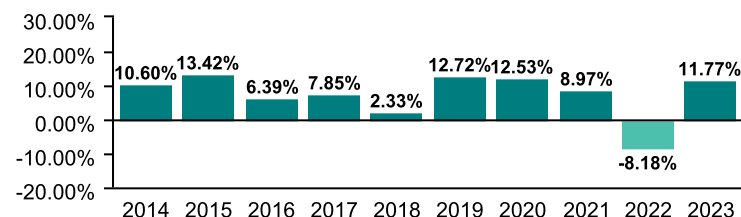
It's important to note that this doesn't tell you how the fund will perform in the future. Also, your actual return will depend on the guarantee policy you choose and your personal tax situation.

### Average return

A person who invested \$1,000 in the fund on December 31, 2013 would have \$2,089.37 on December 31, 2023. This works out to an average of 7.65% a year.

### Year-by-year returns (%)

This chart shows how the fund has performed in each of the past 10 years. In the past 10 years, the fund was up in value 9 years and down in value 1 year.



## Are there any guarantees?

This fund is being offered under an insurance contract. It comes with guarantees that may protect your investment if the markets go down. The insurance cost for the guarantee is included in the investment management fee. For details, please refer to the information folder and contract.

## How risky is it?

The risk rating for this fund is *Low to moderate*.



The value of your investments can go down. Please see the *Fund risks* section of the information folder for further details.

## Who is this fund for?

A person who is investing for the medium to longer term and seeking exposure to foreign bonds and stocks and is comfortable with low to moderate risk. Since the fund invests in stocks and bonds its value is affected by changes in interest rates and by stock prices, which can rise and fall in a short period of time.

## Global Balanced

### How much does it cost?

The following table shows the fees and expenses you could pay to invest in or redeem units of the fund.

#### 1. Sales charges

Sales charge option	What you pay	How it works
Preferred series 2 FEL option	Up to 2% of the amount you invest.	<ul style="list-style-type: none"> <li>You and your financial security advisor determine the rate.</li> <li>The fee is deducted from the amount you invest. It is paid as a commission.</li> </ul>

#### 2. Ongoing expenses

Normally the MER includes the investment management fee, operating expenses and the cost for the guarantee. These fees are normally deducted from the fund. The preferred series 2 FEL option is only available if you pay fees by redeeming units from your policy. The preferred series 2 fee agreement shows the fees you pay. These fees reduce the return you get on your investment. The advisory and management service fee is negotiable and the fee ranges between 0.50% and 1.25%.

Available additional guarantee options are subject to the following fees. You have to pay for these as set out below. For details about how the guarantees work, please see the applicable section of your information folder and contract.

Guarantee policy	Death benefit guarantee reset option (%)	Maturity guarantee reset option (%)
<b>Maturity / death benefit (%)</b>	<b>Additional costs</b>	
75 / 75	n/a	n/a
75 / 100	0.11	n/a
100 / 100	0.11	0.11

#### Trailing commission

No trailing commission.

#### 3. Other fees

You may have to pay other fees when you redeem or switch units of the fund.

Fee	What you pay
Short-term trading fee	Up to 2% of the value of units you redeem or switch within 90 days of investing in the fund.
Switch fee	You may make up to 12 free switches in each calendar year and after that you may be charged a fee.

### What if I change my mind?

You can change your mind and cancel the segregated fund policy, the initial pre-authorized chequing premium or any lump-sum premium you apply to the policy by telling us in writing within two business days of the earlier of the date you received confirmation of the transaction or five business days after it is mailed to you.

Your cancellation request has to be in writing, which can include email or letter. The amount returned will be the lesser of the amount of the premium being cancelled or the value of the applicable units acquired on the day we process your request. The amount returned only applies to the specific transaction and will include a refund of any sales charges or other fees you paid.

#### For more information

The *Fund Facts* may not contain all the information you need. Please read the contract and the information folder or you may contact us at:

The Canada Life Assurance Company  
 255 Dufferin Avenue  
 London, ON N6A 4K1

Web - [www.canadalife.com](http://www.canadalife.com)

Email - On our website, please go to the "Contact Us" section

Telephone - 1-888-252-1847

## Canadian Equity Profile

**Quick facts:** Date fund available: May 14, 2012  
 Date fund created: November 5, 2001  
 Managed by: Canada Life Investment Management Ltd.

Total fund value: \$19,435,633  
 Portfolio turnover rate: 1.56%

Guarantee policy : Maturity / death benefit (%)	75 / 75			75 / 100			100 / 100		
	MER (%) <sup>1</sup>	NAV (\$) <sup>1</sup>	UOS <sup>1</sup>	MER (%) <sup>1</sup>	NAV (\$) <sup>1</sup>	UOS <sup>1</sup>	MER (%) <sup>1</sup>	NAV (\$) <sup>1</sup>	UOS <sup>1</sup>
Preferred series 2: FEL option <sup>1</sup>	--	28.28	4,208	--	28.28	8,373	--	--	--

The preferred series 2 does not have a MER as all fees and expenses are paid directly by you. See the section *Ongoing expenses* below for further details. The cost of owning this fund is set out in your fee agreement - see the *Fees and expenses* section of the information folder for more details and discuss with your financial security advisor.

<sup>1</sup> FEL - Front-end load  
 MER - Management expense ratio  
 NAV - Net asset value  
 UOS - Units outstanding

**Minimum investment**

•Non-registered, RRSP and TFSA policies: \$500 initial or pre-authorized chequing (PAC) of \$25  
 •RRIF policies: \$10,000 initial

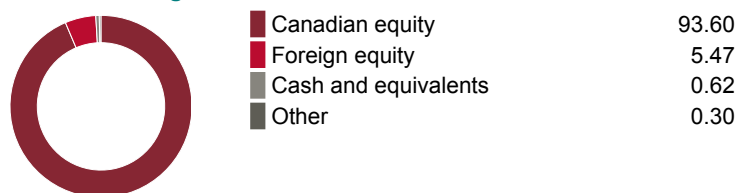
### What does the fund invest in?

This segregated fund, through investments in other funds, invests primarily in Canadian equities. It targets an asset mix of 100 per cent equities.

#### Top 10 investments

	Assets %
Canadian Growth	25.00
Canadian Equity	25.00
Pure Canadian Equity (Beutel Goodman)	15.00
Canadian Focused Dividend	15.00
Canadian Value Equity	10.00
Canadian Small-Mid Cap	10.00
<b>Total</b>	<b>100.00</b>
<b>Total investments:</b>	<b>6</b>

#### Investment segmentation



### Are there any guarantees?

This fund is being offered under an insurance contract. It comes with guarantees that may protect your investment if the markets go down. The insurance cost for the guarantee is included in the investment management fee. For details, please refer to the information folder and contract.

### Who is this fund for?

A person who is investing for the longer term, wants exposure to multi-managers in one fund with a target of 100 per cent invested in equities and is comfortable with moderate risk.

### How has the fund performed?

This section tells you how the fund has performed over the past 10 years, prior to the deduction of fees for a policyowner who chose the 75/75 guarantee policy. This option does not deduct a MER but you pay fees that you agree to in your fee agreement directly. These fees reduce returns. See the *Ongoing expenses* section below for details.

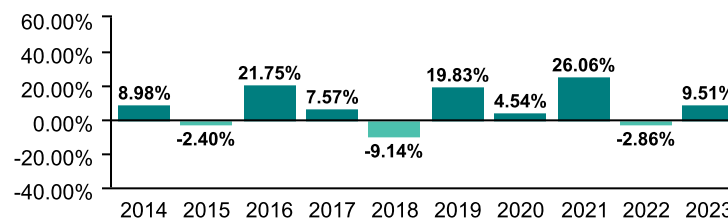
It's important to note that this doesn't tell you how the fund will perform in the future. Also, your actual return will depend on the guarantee policy you choose and your personal tax situation.

#### Average return

A person who invested \$1,000 in the fund on December 31, 2013 would have \$2,126.47 on December 31, 2023. This works out to an average of 7.84% a year.

#### Year-by-year returns (%)

This chart shows how the fund has performed in each of the past 10 years. In the past 10 years, the fund was up in value 7 years and down in value 3 years.



### How risky is it?

The risk rating for this fund is *Moderate*.



The value of your investments can go down. Please see the *Fund risks* section of the information folder for further details.

## Canadian Equity Profile

### How much does it cost?

The following table shows the fees and expenses you could pay to invest in or redeem units of the fund.

#### 1. Sales charges

Sales charge option	What you pay	How it works
Preferred series 2 FEL option	Up to 2% of the amount you invest.	<ul style="list-style-type: none"> <li>You and your financial security advisor determine the rate.</li> <li>The fee is deducted from the amount you invest. It is paid as a commission.</li> </ul>

#### 2. Ongoing expenses

Normally the MER includes the investment management fee, operating expenses and the cost for the guarantee. These fees are normally deducted from the fund. The preferred series 2 FEL option is only available if you pay fees by redeeming units from your policy. The preferred series 2 fee agreement shows the fees you pay. These fees reduce the return you get on your investment. The advisory and management service fee is negotiable and the fee ranges between 0.50% and 1.25%.

Available additional guarantee options are subject to the following fees. You have to pay for these as set out below. For details about how the guarantees work, please see the applicable section of your information folder and contract.

Guarantee policy	Death benefit guarantee reset option (%)	Maturity guarantee reset option (%)
<b>Maturity / death benefit (%)</b>	<b>Additional costs</b>	
75 / 75	n/a	n/a
75 / 100	0.16	n/a
100 / 100	0.16	0.21

#### Trailing commission

No trailing commission.

#### 3. Other fees

You may have to pay other fees when you redeem or switch units of the fund.

Fee	What you pay
Short-term trading fee	Up to 2% of the value of units you redeem or switch within 90 days of investing in the fund.
Switch fee	You may make up to 12 free switches in each calendar year and after that you may be charged a fee.

### What if I change my mind?

You can change your mind and cancel the segregated fund policy, the initial pre-authorized chequing premium or any lump-sum premium you apply to the policy by telling us in writing within two business days of the earlier of the date you received confirmation of the transaction or five business days after it is mailed to you.

Your cancellation request has to be in writing, which can include email or letter. The amount returned will be the lesser of the amount of the premium being cancelled or the value of the applicable units acquired on the day we process your request. The amount returned only applies to the specific transaction and will include a refund of any sales charges or other fees you paid.

#### For more information

The *Fund Facts* may not contain all the information you need. Please read the contract and the information folder or you may contact us at:

The Canada Life Assurance Company  
 255 Dufferin Avenue  
 London, ON N6A 4K1

Web - [www.canadalife.com](http://www.canadalife.com)

Email - On our website, please go to the "Contact Us" section

Telephone - 1-888-252-1847



## Equity Profile

**Quick facts:** Date fund available: May 14, 2012  
 Date fund created: December 4, 2006  
 Managed by: Canada Life Investment Management Ltd.

Total fund value: \$9,614,702  
 Portfolio turnover rate: 4.13%

Guarantee policy : Maturity / death benefit (%)	75 / 75			75 / 100			100 / 100		
	MER (%) <sup>1</sup>	NAV (\$) <sup>1</sup>	UOS <sup>1</sup>	MER (%) <sup>1</sup>	NAV (\$) <sup>1</sup>	UOS <sup>1</sup>	MER (%) <sup>1</sup>	NAV (\$) <sup>1</sup>	UOS <sup>1</sup>
Preferred series 2: FEL option <sup>1</sup>	--	--	--	--	32.38	12,736	--	--	--

The preferred series 2 does not have a MER as all fees and expenses are paid directly by you. See the section *Ongoing expenses* below for further details. The cost of owning this fund is set out in your fee agreement - see the *Fees and expenses* section of the information folder for more details and discuss with your financial security advisor.

<sup>1</sup> FEL - Front-end load  
 MER - Management expense ratio  
 NAV - Net asset value  
 UOS - Units outstanding

**Minimum investment**  
 •Non-registered, RRSP and TFSA policies: \$500 initial or pre-authorized chequing (PAC) of \$25  
 •RRIF policies: \$10,000 initial

### What does the fund invest in?

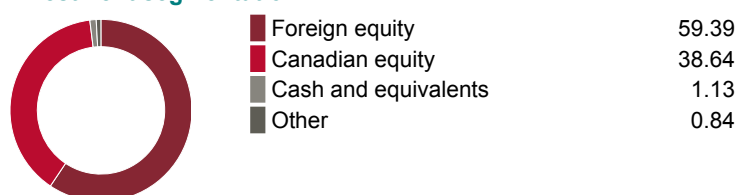
This segregated fund, through investments in other funds, invests primarily in Canadian and foreign equities. It targets an asset mix of 100 per cent equities.

#### Top 10 investments

	Assets %
U.S. Value Stock	10.97
Canadian Value Equity	9.55
Canadian Equity (Bissett)	9.55
Canadian Focused Dividend	9.04
Global Dividend	7.99
American Growth	7.90
International Equity (Setanta)	7.01
International Opportunity (JPMorgan)	7.00
Canadian Equity (Mackenzie)	6.03
Canadian Small-Mid Cap	6.03
<b>Total</b>	<b>81.07</b>

**Total investments:** 14

#### Investment segmentation



### Are there any guarantees?

This fund is being offered under an insurance contract. It comes with guarantees that may protect your investment if the markets go down. The insurance cost for the guarantee is included in the investment management fee. For details, please refer to the information folder and contract.

### Who is this fund for?

A person who is investing for the longer term, wants exposure to multi-managers in one fund with a target of 100 per cent invested in equities and is comfortable with moderate risk.

### How has the fund performed?

This section tells you how the fund has performed over the past 10 years, prior to the deduction of fees for a policyowner who chose the 75/75 guarantee policy. This option does not deduct a MER but you pay fees that you agree to in your fee agreement directly. These fees reduce returns. See the *Ongoing expenses* section below for details.

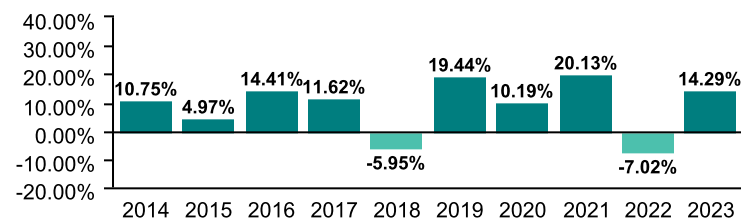
It's important to note that this doesn't tell you how the fund will perform in the future. Also, your actual return will depend on the guarantee policy you choose and your personal tax situation.

#### Average return

A person who invested \$1,000 in the fund on December 31, 2013 would have \$2,346.14 on December 31, 2023. This works out to an average of 8.90% a year.

#### Year-by-year returns (%)

This chart shows how the fund has performed in each of the past 10 years. In the past 10 years, the fund was up in value 8 years and down in value 2 years.



### How risky is it?

The risk rating for this fund is *Moderate*.



The value of your investments can go down. Please see the *Fund risks* section of the information folder for further details.

## Equity Profile

### How much does it cost?

The following table shows the fees and expenses you could pay to invest in or redeem units of the fund.

#### 1. Sales charges

Sales charge option	What you pay	How it works
Preferred series 2 FEL option	Up to 2% of the amount you invest.	<ul style="list-style-type: none"> <li>You and your financial security advisor determine the rate.</li> <li>The fee is deducted from the amount you invest. It is paid as a commission.</li> </ul>

#### 2. Ongoing expenses

Normally the MER includes the investment management fee, operating expenses and the cost for the guarantee. These fees are normally deducted from the fund. The preferred series 2 FEL option is only available if you pay fees by redeeming units from your policy. The preferred series 2 fee agreement shows the fees you pay. These fees reduce the return you get on your investment. The advisory and management service fee is negotiable and the fee ranges between 0.50% and 1.25%.

Available additional guarantee options are subject to the following fees. You have to pay for these as set out below. For details about how the guarantees work, please see the applicable section of your information folder and contract.

Guarantee policy	Death benefit guarantee reset option (%)	Maturity guarantee reset option (%)
<b>Maturity / death benefit (%)</b>	<b>Additional costs</b>	
75 / 75	n/a	n/a
75 / 100	0.16	n/a
100 / 100	0.16	0.21

#### Trailing commission

No trailing commission.

#### 3. Other fees

You may have to pay other fees when you redeem or switch units of the fund.

Fee	What you pay
Short-term trading fee	Up to 2% of the value of units you redeem or switch within 90 days of investing in the fund.
Switch fee	You may make up to 12 free switches in each calendar year and after that you may be charged a fee.

### What if I change my mind?

You can change your mind and cancel the segregated fund policy, the initial pre-authorized chequing premium or any lump-sum premium you apply to the policy by telling us in writing within two business days of the earlier of the date you received confirmation of the transaction or five business days after it is mailed to you.

Your cancellation request has to be in writing, which can include email or letter. The amount returned will be the lesser of the amount of the premium being cancelled or the value of the applicable units acquired on the day we process your request. The amount returned only applies to the specific transaction and will include a refund of any sales charges or other fees you paid.

#### For more information

The *Fund Facts* may not contain all the information you need. Please read the contract and the information folder or you may contact us at:

The Canada Life Assurance Company

255 Dufferin Avenue

London, ON N6A 4K1

Web - [www.canadalife.com](http://www.canadalife.com)

Email - On our website, please go to the "Contact Us" section

Telephone - 1-888-252-1847

# Canadian Low Volatility

**Quick facts:** Date fund available: May 14, 2012  
 Date fund created: July 27, 1998  
 Managed by: Mackenzie Investments

Total fund value: \$37,112,669  
 Portfolio turnover rate: 74.57%

Guarantee policy : Maturity / death benefit (%)	75 / 75			75 / 100			100 / 100		
	MER (%) <sup>1</sup>	NAV (\$) <sup>1</sup>	UOS <sup>1</sup>	MER (%) <sup>1</sup>	NAV (\$) <sup>1</sup>	UOS <sup>1</sup>	MER (%) <sup>1</sup>	NAV (\$) <sup>1</sup>	UOS <sup>1</sup>
Preferred series 2: FEL option <sup>1</sup>	--	28.56	18,952	--	28.56	3,629	--	--	--

The preferred series 2 does not have a MER as all fees and expenses are paid directly by you. See the section *Ongoing expenses* below for further details. The cost of owning this fund is set out in your fee agreement - see the *Fees and expenses* section of the information folder for more details and discuss with your financial security advisor.

<sup>1</sup> FEL - Front-end load  
 MER - Management expense ratio  
 NAV - Net asset value  
 UOS - Units outstanding

**Minimum investment**  
 •Non-registered, RRSP and TFSA policies: \$500 initial or pre-authorized chequing (PAC) of \$25  
 •RRIF policies: \$10,000 initial

## What does the fund invest in?

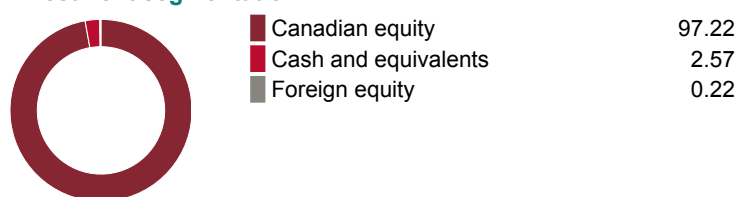
This segregated fund invests primarily in Canadian stocks with a focus on those companies and/or sectors that are believed to likely have lower sensitivity to broader market movements.

### Top 10 investments

	Assets %
Sun Life Financial Inc.	4.05
Intact Financial Corporation	3.50
Thomson Reuters Corp. Com No Par	3.18
Royal Bank of Canada	2.99
Pembina Pipeline Corp.	2.85
Toronto-Dominion Bank Com New	2.78
Manulife Financial Corporation	2.73
Canadian National Railwaypany	2.62
CGI Inc. Cl A Sub Vtg	2.62
Bank of Nova Scotia (The)	2.61
<b>Total</b>	<b>29.92</b>

**Total investments:** **89**

### Investment segmentation



## Are there any guarantees?

This fund is being offered under an insurance contract. It comes with guarantees that may protect your investment if the markets go down. The insurance cost for the guarantee is included in the investment management fee. For details, please refer to the information folder and contract.

## Who is this fund for?

A person who is investing for the longer term, seeking the growth potential of stocks, and is comfortable with moderate risk. Since the fund invests in stocks its value is affected by stock prices, which can rise and fall in a short period of time.

## How has the fund performed?

This section tells you how the fund has performed over the past 10 years, prior to the deduction of fees for a policyowner who chose the 75/75 guarantee policy. This option does not deduct a MER but you pay fees that you agree to in your fee agreement directly. These fees reduce returns. See the *Ongoing expenses* section below for details.

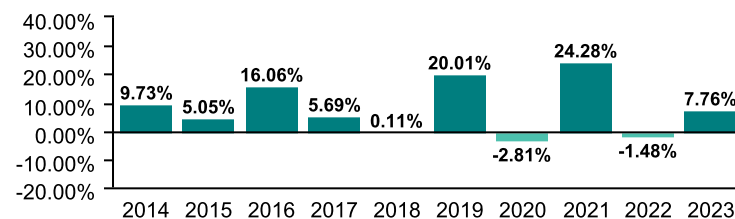
It's important to note that this doesn't tell you how the fund will perform in the future. Also, your actual return will depend on the guarantee policy you choose and your personal tax situation.

### Average return

A person who invested \$1,000 in the fund on December 31, 2013 would have \$2,178.58 on December 31, 2023. This works out to an average of 8.10% a year.

### Year-by-year returns (%)

This chart shows how the fund has performed in each of the past 10 years. In the past 10 years, the fund was up in value 8 years and down in value 2 years.



## How risky is it?

The risk rating for this fund is *Moderate*.



The value of your investments can go down. Please see the *Fund risks* section of the information folder for further details.

## Canadian Low Volatility

### How much does it cost?

The following table shows the fees and expenses you could pay to invest in or redeem units of the fund.

#### 1. Sales charges

Sales charge option	What you pay	How it works
Preferred series 2 FEL option	Up to 2% of the amount you invest.	<ul style="list-style-type: none"> <li>You and your financial security advisor determine the rate.</li> <li>The fee is deducted from the amount you invest. It is paid as a commission.</li> </ul>

#### 2. Ongoing expenses

Normally the MER includes the investment management fee, operating expenses and the cost for the guarantee. These fees are normally deducted from the fund. The preferred series 2 FEL option is only available if you pay fees by redeeming units from your policy. The preferred series 2 fee agreement shows the fees you pay. These fees reduce the return you get on your investment. The advisory and management service fee is negotiable and the fee ranges between 0.50% and 1.25%.

Available additional guarantee options are subject to the following fees. You have to pay for these as set out below. For details about how the guarantees work, please see the applicable section of your information folder and contract.

Guarantee policy	Death benefit guarantee reset option (%)	Maturity guarantee reset option (%)
<b>Maturity / death benefit (%)</b>	<b>Additional costs</b>	
75 / 75	n/a	n/a
75 / 100	0.11	n/a
100 / 100	0.11	0.21

#### Trailing commission

No trailing commission.

#### 3. Other fees

You may have to pay other fees when you redeem or switch units of the fund.

Fee	What you pay
Short-term trading fee	Up to 2% of the value of units you redeem or switch within 90 days of investing in the fund.
Switch fee	You may make up to 12 free switches in each calendar year and after that you may be charged a fee.

### What if I change my mind?

You can change your mind and cancel the segregated fund policy, the initial pre-authorized chequing premium or any lump-sum premium you apply to the policy by telling us in writing within two business days of the earlier of the date you received confirmation of the transaction or five business days after it is mailed to you.

Your cancellation request has to be in writing, which can include email or letter. The amount returned will be the lesser of the amount of the premium being cancelled or the value of the applicable units acquired on the day we process your request. The amount returned only applies to the specific transaction and will include a refund of any sales charges or other fees you paid.

#### For more information

The *Fund Facts* may not contain all the information you need. Please read the contract and the information folder or you may contact us at:

The Canada Life Assurance Company  
 255 Dufferin Avenue  
 London, ON N6A 4K1

Web - [www.canadalife.com](http://www.canadalife.com)

Email - On our website, please go to the "Contact Us" section

Telephone - 1-888-252-1847

# Canadian Value Equity

**Quick facts:** Date fund available: May 14, 2012  
 Date fund created: December 31, 1961  
 Managed by: Mackenzie Investments

Total fund value: \$800,839,927  
 Portfolio turnover rate: 2.80%

Guarantee policy : Maturity / death benefit (%)	75 / 75			75 / 100			100 / 100		
	MER (%) <sup>1</sup>	NAV (\$) <sup>1</sup>	UOS <sup>1</sup>	MER (%) <sup>1</sup>	NAV (\$) <sup>1</sup>	UOS <sup>1</sup>	MER (%) <sup>1</sup>	NAV (\$) <sup>1</sup>	UOS <sup>1</sup>
Preferred series 2: FEL option <sup>1</sup>	--	26.39	62,007	--	26.39	98,726	--	--	--

The preferred series 2 does not have a MER as all fees and expenses are paid directly by you. See the section *Ongoing expenses* below for further details. The cost of owning this fund is set out in your fee agreement - see the *Fees and expenses* section of the information folder for more details and discuss with your financial security advisor.

<sup>1</sup> FEL - Front-end load  
 MER - Management expense ratio  
 NAV - Net asset value  
 UOS - Units outstanding

**Minimum investment**  
 •Non-registered, RRSP and TFSA policies: \$500 initial or pre-authorized chequing (PAC) of \$25  
 •RRIF policies: \$10,000 initial

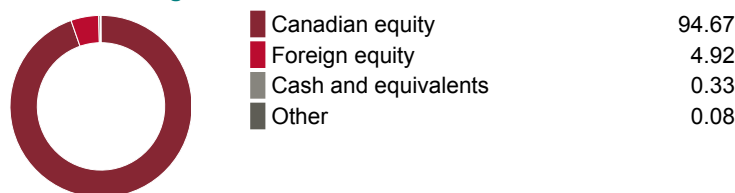
## What does the fund invest in?

This segregated fund invests primarily in Canadian stocks.

### Top 10 investments

	Assets %
Royal Bank of Canada	6.75
Toronto-Dominion Bank Com New	5.99
Bank of Montreal	3.96
Canadian Natural Resources Ltd.	3.88
Canadian Pacific Kansas City Limited	3.80
Canadian National Railwaypany	3.62
Alimentation Couche-Tard Inc.	2.93
CGI Inc. Cl A Sub Vtg	2.80
Suncor Energy Inc.	2.63
Bank of Nova Scotia (The)	2.52
<b>Total</b>	<b>38.90</b>
<b>Total investments:</b>	<b>559</b>

### Investment segmentation



## Are there any guarantees?

This fund is being offered under an insurance contract. It comes with guarantees that may protect your investment if the markets go down. The insurance cost for the guarantee is included in the investment management fee. For details, please refer to the information folder and contract.

## Who is this fund for?

A person who is investing for the longer term, seeking the growth potential of stocks and is comfortable with moderate risk. Since the fund invests in stocks its value is affected by stock prices, which can rise and fall in a short period of time.

## How has the fund performed?

This section tells you how the fund has performed over the past 10 years, prior to the deduction of fees for a policyowner who chose the 75/75 guarantee policy. This option does not deduct a MER but you pay fees that you agree to in your fee agreement directly. These fees reduce returns. See the *Ongoing expenses* section below for details.

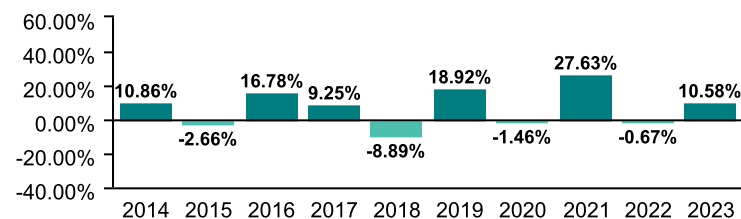
It's important to note that this doesn't tell you how the fund will perform in the future. Also, your actual return will depend on the guarantee policy you choose and your personal tax situation.

### Average return

A person who invested \$1,000 in the fund on December 31, 2013 would have \$2,060.61 on December 31, 2023. This works out to an average of 7.50% a year.

### Year-by-year returns (%)

This chart shows how the fund has performed in each of the past 10 years. In the past 10 years, the fund was up in value 6 years and down in value 4 years.



## How risky is it?

The risk rating for this fund is *Moderate*.



The value of your investments can go down. Please see the *Fund risks* section of the information folder for further details.

## Canadian Value Equity

### How much does it cost?

The following table shows the fees and expenses you could pay to invest in or redeem units of the fund.

#### 1. Sales charges

Sales charge option	What you pay	How it works
Preferred series 2 FEL option	Up to 2% of the amount you invest.	<ul style="list-style-type: none"> <li>You and your financial security advisor determine the rate.</li> <li>The fee is deducted from the amount you invest. It is paid as a commission.</li> </ul>

#### 2. Ongoing expenses

Normally the MER includes the investment management fee, operating expenses and the cost for the guarantee. These fees are normally deducted from the fund. The preferred series 2 FEL option is only available if you pay fees by redeeming units from your policy. The preferred series 2 fee agreement shows the fees you pay. These fees reduce the return you get on your investment. The advisory and management service fee is negotiable and the fee ranges between 0.50% and 1.25%.

Available additional guarantee options are subject to the following fees. You have to pay for these as set out below. For details about how the guarantees work, please see the applicable section of your information folder and contract.

Guarantee policy	Death benefit guarantee reset option (%)	Maturity guarantee reset option (%)
<b>Maturity / death benefit (%)</b>	<b>Additional costs</b>	
75 / 75	n/a	n/a
75 / 100	0.11	n/a
100 / 100	0.11	0.21

#### Trailing commission

No trailing commission.

#### 3. Other fees

You may have to pay other fees when you redeem or switch units of the fund.

Fee	What you pay
Short-term trading fee	Up to 2% of the value of units you redeem or switch within 90 days of investing in the fund.
Switch fee	You may make up to 12 free switches in each calendar year and after that you may be charged a fee.

### What if I change my mind?

You can change your mind and cancel the segregated fund policy, the initial pre-authorized chequing premium or any lump-sum premium you apply to the policy by telling us in writing within two business days of the earlier of the date you received confirmation of the transaction or five business days after it is mailed to you.

Your cancellation request has to be in writing, which can include email or letter. The amount returned will be the lesser of the amount of the premium being cancelled or the value of the applicable units acquired on the day we process your request. The amount returned only applies to the specific transaction and will include a refund of any sales charges or other fees you paid.

#### For more information

The *Fund Facts* may not contain all the information you need. Please read the contract and the information folder or you may contact us at:

The Canada Life Assurance Company  
 255 Dufferin Avenue  
 London, ON N6A 4K1

Web - [www.canadalife.com](http://www.canadalife.com)

Email - On our website, please go to the "Contact Us" section

Telephone - 1-888-252-1847

# Canadian Growth

**Quick facts:** Date fund available: May 14, 2012  
 Date fund created: July 27, 1998  
 Managed by: Mackenzie Investments

Total fund value: \$1,638,415,694  
 Portfolio turnover rate: 42.56%

Guarantee policy : Maturity / death benefit (%)	75 / 75			75 / 100			100 / 100		
	MER (%) <sup>1</sup>	NAV (\$) <sup>1</sup>	UOS <sup>1</sup>	MER (%) <sup>1</sup>	NAV (\$) <sup>1</sup>	UOS <sup>1</sup>	MER (%) <sup>1</sup>	NAV (\$) <sup>1</sup>	UOS <sup>1</sup>
Preferred series 2: FEL option <sup>1</sup>	--	30.02	35,166	--	30.02	10,485	--	--	--

The preferred series 2 does not have a MER as all fees and expenses are paid directly by you. See the section *Ongoing expenses* below for further details. The cost of owning this fund is set out in your fee agreement - see the *Fees and expenses* section of the information folder for more details and discuss with your financial security advisor.

<sup>1</sup> FEL - Front-end load  
 MER - Management expense ratio  
 NAV - Net asset value  
 UOS - Units outstanding

**Minimum investment**  
 •Non-registered, RRSP and TFSA policies: \$500 initial or pre-authorized chequing (PAC) of \$25  
 •RRIF policies: \$10,000 initial

## What does the fund invest in?

This segregated fund invests primarily in Canadian stocks with exposure to foreign stocks.

### Top 10 investments

	Assets %
Royal Bank of Canada	7.62
Toronto-Dominion Bank Com New	6.60
Bank of Montreal	4.88
Canadian Natural Resources Ltd.	4.03
Canadian Pacific Kansas City Limited	3.69
Shopify Inc. Cl A	3.05
Constellation Software Inc.	3.04
Canadian National Railwaypany	3.01
Alimentation Couche-Tard Inc.	2.56
Brookfield Corporation VtgCl A	2.54
<b>Total</b>	<b>41.02</b>

**Total investments: 58**

### Investment segmentation

	Assets %
Canadian equity	92.98
Foreign equity	6.02
Cash and equivalents	0.54
Other	0.46

## Are there any guarantees?

This fund is being offered under an insurance contract. It comes with guarantees that may protect your investment if the markets go down. The insurance cost for the guarantee is included in the investment management fee. For details, please refer to the information folder and contract.

## Who is this fund for?

A person who is investing for the longer term, seeking the growth potential of stocks which includes moderate exposure to foreign stocks and is comfortable with moderate risk. Since the fund invests in stocks its value is affected by stock prices, which can rise and fall in a short period of time.

## How has the fund performed?

This section tells you how the fund has performed over the past 10 years, prior to the deduction of fees for a policyowner who chose the 75/75 guarantee policy. This option does not deduct a MER but you pay fees that you agree to in your fee agreement directly. These fees reduce returns. See the *Ongoing expenses* section below for details.

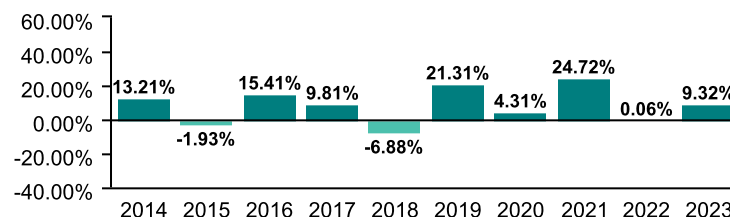
It's important to note that this doesn't tell you how the fund will perform in the future. Also, your actual return will depend on the guarantee policy you choose and your personal tax situation.

### Average return

A person who invested \$1,000 in the fund on December 31, 2013 would have \$2,261.81 on December 31, 2023. This works out to an average of 8.50% a year.

### Year-by-year returns (%)

This chart shows how the fund has performed in each of the past 10 years. In the past 10 years, the fund was up in value 8 years and down in value 2 years.



## How risky is it?

The risk rating for this fund is *Moderate*.



The value of your investments can go down. Please see the *Fund risks* section of the information folder for further details.

## Canadian Growth

### How much does it cost?

The following table shows the fees and expenses you could pay to invest in or redeem units of the fund.

#### 1. Sales charges

Sales charge option	What you pay	How it works
Preferred series 2 FEL option	Up to 2% of the amount you invest.	<ul style="list-style-type: none"> <li>You and your financial security advisor determine the rate.</li> <li>The fee is deducted from the amount you invest. It is paid as a commission.</li> </ul>

#### 2. Ongoing expenses

Normally the MER includes the investment management fee, operating expenses and the cost for the guarantee. These fees are normally deducted from the fund. The preferred series 2 FEL option is only available if you pay fees by redeeming units from your policy. The preferred series 2 fee agreement shows the fees you pay. These fees reduce the return you get on your investment. The advisory and management service fee is negotiable and the fee ranges between 0.50% and 1.25%.

Available additional guarantee options are subject to the following fees. You have to pay for these as set out below. For details about how the guarantees work, please see the applicable section of your information folder and contract.

Guarantee policy	Death benefit guarantee reset option (%)	Maturity guarantee reset option (%)
<b>Maturity / death benefit (%)</b>	<b>Additional costs</b>	
75 / 75	n/a	n/a
75 / 100	0.16	n/a
100 / 100	0.16	0.21

#### Trailing commission

No trailing commission.

#### 3. Other fees

You may have to pay other fees when you redeem or switch units of the fund.

Fee	What you pay
Short-term trading fee	Up to 2% of the value of units you redeem or switch within 90 days of investing in the fund.
Switch fee	You may make up to 12 free switches in each calendar year and after that you may be charged a fee.

### What if I change my mind?

You can change your mind and cancel the segregated fund policy, the initial pre-authorized chequing premium or any lump-sum premium you apply to the policy by telling us in writing within two business days of the earlier of the date you received confirmation of the transaction or five business days after it is mailed to you.

Your cancellation request has to be in writing, which can include email or letter. The amount returned will be the lesser of the amount of the premium being cancelled or the value of the applicable units acquired on the day we process your request. The amount returned only applies to the specific transaction and will include a refund of any sales charges or other fees you paid.

#### For more information

The *Fund Facts* may not contain all the information you need. Please read the contract and the information folder or you may contact us at:

The Canada Life Assurance Company  
 255 Dufferin Avenue  
 London, ON N6A 4K1

Web - [www.canadalife.com](http://www.canadalife.com)

Email - On our website, please go to the "Contact Us" section

Telephone - 1-888-252-1847



# Canadian SRI Equity

**Quick facts:** Date fund available: May 14, 2012  
 Date fund created: November 5, 2001  
 Managed by: Mackenzie Investments

Total fund value: \$90,861,754  
 Portfolio turnover rate: 42.98%

Guarantee policy : Maturity / death benefit (%)	75 / 75			75 / 100			100 / 100		
	MER (%) <sup>1</sup>	NAV (\$) <sup>1</sup>	UOS <sup>1</sup>	MER (%) <sup>1</sup>	NAV (\$) <sup>1</sup>	UOS <sup>1</sup>	MER (%) <sup>1</sup>	NAV (\$) <sup>1</sup>	UOS <sup>1</sup>
Preferred series 2: FEL option <sup>1</sup>	--	30.25	3,016	--	30.25	871	--	--	--

The preferred series 2 does not have a MER as all fees and expenses are paid directly by you. See the section *Ongoing expenses* below for further details. The cost of owning this fund is set out in your fee agreement - see the *Fees and expenses* section of the information folder for more details and discuss with your financial security advisor.

<sup>1</sup> FEL - Front-end load  
 MER - Management expense ratio  
 NAV - Net asset value  
 UOS - Units outstanding

**Minimum investment**  
 •Non-registered, RRSP and TFSA policies: \$500 initial or pre-authorized chequing (PAC) of \$25  
 •RRIF policies: \$10,000 initial

## What does the fund invest in?

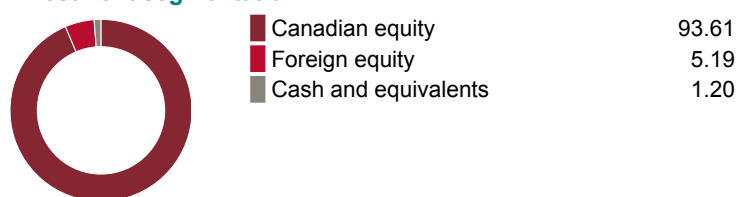
This segregated fund invests primarily in Canadian stocks that conduct their business in a socially responsible manner with exposure to foreign stocks.

### Top 10 investments

	Assets %
Royal Bank of Canada	7.64
Toronto-Dominion Bank Com New	6.58
Bank of Montreal	4.88
Canadian Natural Resources Ltd.	4.03
Canadian Pacific Kansas City Limited	3.77
Constellation Software Inc.	3.12
Shopify Inc. CIA	3.06
Canadian National Railwaypany	3.01
Alimentation Couche-Tard Inc.	2.55
Brookfield Corporation VtgCI A	2.54
<b>Total</b>	<b>41.18</b>

**Total investments:** **57**

### Investment segmentation



## Are there any guarantees?

This fund is being offered under an insurance contract. It comes with guarantees that may protect your investment if the markets go down. The insurance cost for the guarantee is included in the investment management fee. For details, please refer to the information folder and contract.

## Who is this fund for?

A person who is investing for the longer term, seeking the growth potential of stocks, which includes moderate exposure to foreign stocks and is comfortable with moderate risk. Since the fund invests in stocks its value is affected by stock prices, which can rise and fall in a short period of time.

## How has the fund performed?

This section tells you how the fund has performed over the past 10 years, prior to the deduction of fees for a policyowner who chose the 75/75 guarantee policy. This option does not deduct a MER but you pay fees that you agree to in your fee agreement directly. These fees reduce returns. See the *Ongoing expenses* section below for details.

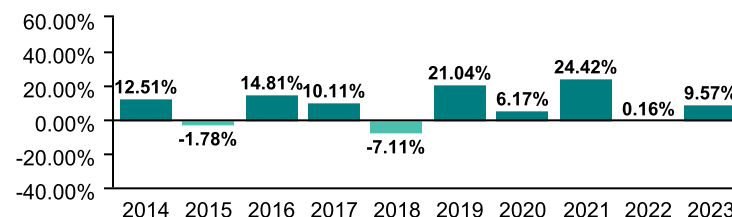
It's important to note that this doesn't tell you how the fund will perform in the future. Also, your actual return will depend on the guarantee policy you choose and your personal tax situation.

### Average return

A person who invested \$1,000 in the fund on December 31, 2013 would have \$2,277.02 on December 31, 2023. This works out to an average of 8.58% a year.

### Year-by-year returns (%)

This chart shows how the fund has performed in each of the past 10 years. In the past 10 years, the fund was up in value 8 years and down in value 2 years.



## How risky is it?

The risk rating for this fund is *Moderate*.



The value of your investments can go down. Please see the *Fund risks* section of the information folder for further details.

## Canadian SRI Equity

### How much does it cost?

The following table shows the fees and expenses you could pay to invest in or redeem units of the fund.

#### 1. Sales charges

Sales charge option	What you pay	How it works
Preferred series 2 FEL option	Up to 2% of the amount you invest.	<ul style="list-style-type: none"> <li>You and your financial security advisor determine the rate.</li> <li>The fee is deducted from the amount you invest. It is paid as a commission.</li> </ul>

#### 2. Ongoing expenses

Normally the MER includes the investment management fee, operating expenses and the cost for the guarantee. These fees are normally deducted from the fund. The preferred series 2 FEL option is only available if you pay fees by redeeming units from your policy. The preferred series 2 fee agreement shows the fees you pay. These fees reduce the return you get on your investment. The advisory and management service fee is negotiable and the fee ranges between 0.50% and 1.25%.

Available additional guarantee options are subject to the following fees. You have to pay for these as set out below. For details about how the guarantees work, please see the applicable section of your information folder and contract.

Guarantee policy	Death benefit guarantee reset option (%)	Maturity guarantee reset option (%)
<b>Maturity / death benefit (%)</b>	<b>Additional costs</b>	
75 / 75	n/a	n/a
75 / 100	0.11	n/a
100 / 100	0.11	0.21

#### Trailing commission

No trailing commission.

#### 3. Other fees

You may have to pay other fees when you redeem or switch units of the fund.

Fee	What you pay
Short-term trading fee	Up to 2% of the value of units you redeem or switch within 90 days of investing in the fund.
Switch fee	You may make up to 12 free switches in each calendar year and after that you may be charged a fee.

### What if I change my mind?

You can change your mind and cancel the segregated fund policy, the initial pre-authorized chequing premium or any lump-sum premium you apply to the policy by telling us in writing within two business days of the earlier of the date you received confirmation of the transaction or five business days after it is mailed to you.

Your cancellation request has to be in writing, which can include email or letter. The amount returned will be the lesser of the amount of the premium being cancelled or the value of the applicable units acquired on the day we process your request. The amount returned only applies to the specific transaction and will include a refund of any sales charges or other fees you paid.

#### For more information

The *Fund Facts* may not contain all the information you need. Please read the contract and the information folder or you may contact us at:

The Canada Life Assurance Company  
 255 Dufferin Avenue  
 London, ON N6A 4K1

Web - [www.canadalife.com](http://www.canadalife.com)

Email - On our website, please go to the "Contact Us" section

Telephone - 1-888-252-1847

# Canadian Equity

**Quick facts:** Date fund available: May 14, 2012  
 Date fund created: July 27, 1998  
 Managed by: Mackenzie Investments

Total fund value: \$385,370,773  
 Portfolio turnover rate: 70.53%

Guarantee policy : Maturity / death benefit (%)	75 / 75			75 / 100			100 / 100		
	MER (%) <sup>1</sup>	NAV (\$) <sup>1</sup>	UOS <sup>1</sup>	MER (%) <sup>1</sup>	NAV (\$) <sup>1</sup>	UOS <sup>1</sup>	MER (%) <sup>1</sup>	NAV (\$) <sup>1</sup>	UOS <sup>1</sup>
Preferred series 2: FEL option <sup>1</sup>	--	26.79	2,969	--	26.79	5,652	--	--	--

The preferred series 2 does not have a MER as all fees and expenses are paid directly by you. See the section *Ongoing expenses* below for further details. The cost of owning this fund is set out in your fee agreement - see the *Fees and expenses* section of the information folder for more details and discuss with your financial security advisor.

<sup>1</sup> FEL - Front-end load  
 MER - Management expense ratio  
 NAV - Net asset value  
 UOS - Units outstanding

**Minimum investment**  
 •Non-registered, RRSP and TFSA policies: \$500 initial or pre-authorized chequing (PAC) of \$25  
 •RRIF policies: \$10,000 initial

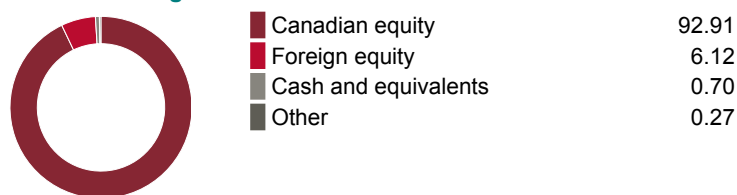
## What does the fund invest in?

This segregated fund invests primarily in Canadian stocks with exposure to foreign stocks.

### Top 10 investments

	Assets %
Royal Bank of Canada	7.63
Toronto-Dominion Bank Com New	6.60
Bank of Montreal	4.89
Canadian Natural Resources Ltd.	4.03
Canadian Pacific Kansas City Limited	3.77
Shopify Inc. Cl A	3.06
Constellation Software Inc.	3.04
Canadian National Railwaypany	3.01
Alimentation Couche-Tard Inc.	2.57
Brookfield Corporation VtgCl A	2.54
<b>Total</b>	<b>41.15</b>
<b>Total investments:</b>	<b>57</b>

### Investment segmentation



## Are there any guarantees?

This fund is being offered under an insurance contract. It comes with guarantees that may protect your investment if the markets go down. The insurance cost for the guarantee is included in the investment management fee. For details, please refer to the information folder and contract.

## Who is this fund for?

A person who is investing for the longer term, seeking the growth potential of stocks which includes moderate exposure to U.S. stocks and is comfortable with moderate risk. Since the fund invests in stocks its value is affected by stock prices, which can rise and fall in a short period of time.

## How has the fund performed?

This section tells you how the fund has performed over the past 10 years, prior to the deduction of fees for a policyowner who chose the 75/75 guarantee policy. This option does not deduct a MER but you pay fees that you agree to in your fee agreement directly. These fees reduce returns. See the *Ongoing expenses* section below for details.

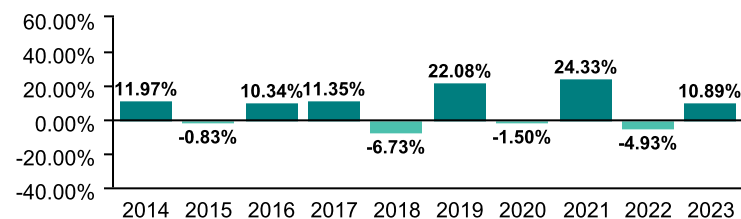
It's important to note that this doesn't tell you how the fund will perform in the future. Also, your actual return will depend on the guarantee policy you choose and your personal tax situation.

### Average return

A person who invested \$1,000 in the fund on December 31, 2013 would have \$2,005.39 on December 31, 2023. This works out to an average of 7.21% a year.

### Year-by-year returns (%)

This chart shows how the fund has performed in each of the past 10 years. In the past 10 years, the fund was up in value 6 years and down in value 4 years.



## How risky is it?

The risk rating for this fund is *Moderate*.



The value of your investments can go down. Please see the *Fund risks* section of the information folder for further details.

## Canadian Equity

### How much does it cost?

The following table shows the fees and expenses you could pay to invest in or redeem units of the fund.

#### 1. Sales charges

Sales charge option	What you pay	How it works
Preferred series 2 FEL option	Up to 2% of the amount you invest.	<ul style="list-style-type: none"> <li>You and your financial security advisor determine the rate.</li> <li>The fee is deducted from the amount you invest. It is paid as a commission.</li> </ul>

#### 2. Ongoing expenses

Normally the MER includes the investment management fee, operating expenses and the cost for the guarantee. These fees are normally deducted from the fund. The preferred series 2 FEL option is only available if you pay fees by redeeming units from your policy. The preferred series 2 fee agreement shows the fees you pay. These fees reduce the return you get on your investment. The advisory and management service fee is negotiable and the fee ranges between 0.50% and 1.25%.

Available additional guarantee options are subject to the following fees. You have to pay for these as set out below. For details about how the guarantees work, please see the applicable section of your information folder and contract.

Guarantee policy	Death benefit guarantee reset option (%)	Maturity guarantee reset option (%)
<b>Maturity / death benefit (%)</b>	<b>Additional costs</b>	
75 / 75	n/a	n/a
75 / 100	0.16	n/a
100 / 100	0.16	0.21

#### Trailing commission

No trailing commission.

#### 3. Other fees

You may have to pay other fees when you redeem or switch units of the fund.

Fee	What you pay
Short-term trading fee	Up to 2% of the value of units you redeem or switch within 90 days of investing in the fund.
Switch fee	You may make up to 12 free switches in each calendar year and after that you may be charged a fee.

### What if I change my mind?

You can change your mind and cancel the segregated fund policy, the initial pre-authorized chequing premium or any lump-sum premium you apply to the policy by telling us in writing within two business days of the earlier of the date you received confirmation of the transaction or five business days after it is mailed to you.

Your cancellation request has to be in writing, which can include email or letter. The amount returned will be the lesser of the amount of the premium being cancelled or the value of the applicable units acquired on the day we process your request. The amount returned only applies to the specific transaction and will include a refund of any sales charges or other fees you paid.

#### For more information

The *Fund Facts* may not contain all the information you need. Please read the contract and the information folder or you may contact us at:

The Canada Life Assurance Company  
 255 Dufferin Avenue  
 London, ON N6A 4K1

Web - [www.canadalife.com](http://www.canadalife.com)

Email - On our website, please go to the "Contact Us" section

Telephone - 1-888-252-1847

## Canadian Focused Growth

**Quick facts:** Date fund available: May 14, 2012  
 Date fund created: July 27, 1998  
 Managed by: Mackenzie Investments

Total fund value: \$81,342,936  
 Portfolio turnover rate: 4.15%

Guarantee policy : Maturity / death benefit (%)	75 / 75			75 / 100			100 / 100		
	MER (%) <sup>1</sup>	NAV (\$) <sup>1</sup>	UOS <sup>1</sup>	MER (%) <sup>1</sup>	NAV (\$) <sup>1</sup>	UOS <sup>1</sup>	MER (%) <sup>1</sup>	NAV (\$) <sup>1</sup>	UOS <sup>1</sup>
Preferred series 2: FEL option <sup>1</sup>	--	32.03	4,380	--	32.04	39,109	--	--	--

The preferred series 2 does not have a MER as all fees and expenses are paid directly by you. See the section *Ongoing expenses* below for further details. The cost of owning this fund is set out in your fee agreement - see the *Fees and expenses* section of the information folder for more details and discuss with your financial security advisor.

<sup>1</sup> FEL - Front-end load  
 MER - Management expense ratio  
 NAV - Net asset value  
 UOS - Units outstanding

**Minimum investment**  
 •Non-registered, RRSP and TFSA policies: \$500 initial or pre-authorized chequing (PAC) of \$25  
 •RRIF policies: \$10,000 initial

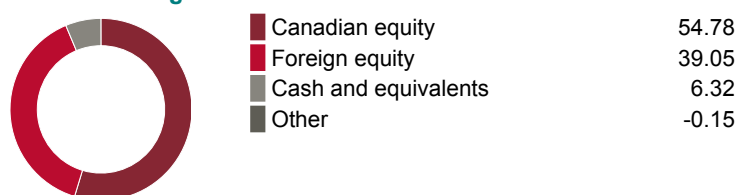
### What does the fund invest in?

This segregated fund invests primarily in Canadian equities currently through the Canada Life Canadian Focused Growth mutual fund.

#### Top 10 investments (of the underlying fund)

	Assets %
Intact Financial Corporation	5.23
Stantec Inc.	5.18
CAE Inc.	5.11
Royal Bank of Canada	4.73
Premium Brands Holdings Corporation	4.35
Schneider Electric S.E. Shs	4.24
Accenture PLCClass A	4.22
Boyd Group Services Inc.	4.05
Dollarama Inc.	3.88
Aon PLCCI A	3.82
<b>Total</b>	<b>44.81</b>
<b>Total investments:</b>	<b>33</b>

#### Investment segmentation



### Are there any guarantees?

This fund is being offered under an insurance contract. It comes with guarantees that may protect your investment if the markets go down. The insurance cost for the guarantee is included in the investment management fee. For details, please refer to the information folder and contract.

### Who is this fund for?

A person who is investing for the longer term, seeking the growth potential of stocks and is comfortable with low to moderate risk. Since the fund invests in stocks its value is affected by stock prices, which can rise and fall in a short period of time.

### How has the fund performed?

This section tells you how the fund has performed over the past 10 years, prior to the deduction of fees for a policyowner who chose the 75/75 guarantee policy. This option does not deduct a MER but you pay fees that you agree to in your fee agreement directly. These fees reduce returns. See the *Ongoing expenses* section below for details.

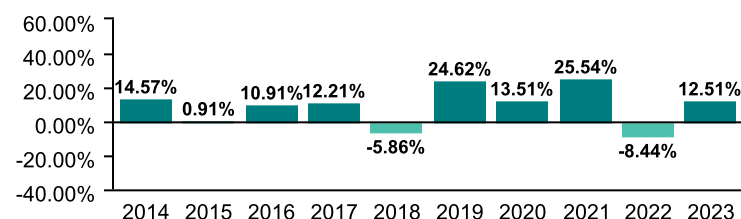
It's important to note that this doesn't tell you how the fund will perform in the future. Also, your actual return will depend on the guarantee policy you choose and your personal tax situation.

#### Average return

A person who invested \$1,000 in the fund on December 31, 2013 would have \$2,477.67 on December 31, 2023. This works out to an average of 9.50% a year.

#### Year-by-year returns (%)

This chart shows how the fund has performed in each of the past 10 years. In the past 10 years, the fund was up in value 8 years and down in value 2 years.



### How risky is it?

The risk rating for this fund is *Low to moderate*.



The value of your investments can go down. Please see the *Fund risks* section of the information folder for further details.

## Canadian Focused Growth

### How much does it cost?

The following table shows the fees and expenses you could pay to invest in or redeem units of the fund.

#### 1. Sales charges

Sales charge option	What you pay	How it works
Preferred series 2 FEL option	Up to 2% of the amount you invest.	<ul style="list-style-type: none"> <li>You and your financial security advisor determine the rate.</li> <li>The fee is deducted from the amount you invest. It is paid as a commission.</li> </ul>

#### 2. Ongoing expenses

Normally the MER includes the investment management fee, operating expenses and the cost for the guarantee. These fees are normally deducted from the fund. The preferred series 2 FEL option is only available if you pay fees by redeeming units from your policy. The preferred series 2 fee agreement shows the fees you pay. These fees reduce the return you get on your investment. The advisory and management service fee is negotiable and the fee ranges between 0.50% and 1.25%.

Available additional guarantee options are subject to the following fees. You have to pay for these as set out below. For details about how the guarantees work, please see the applicable section of your information folder and contract.

Guarantee policy	Death benefit guarantee reset option (%)	Maturity guarantee reset option (%)
<b>Maturity / death benefit (%)</b>	<b>Additional costs</b>	
75 / 75	n/a	n/a
75 / 100	0.16	n/a
100 / 100	0.16	0.21

#### Trailing commission

No trailing commission.

#### 3. Other fees

You may have to pay other fees when you redeem or switch units of the fund.

Fee	What you pay
Short-term trading fee	Up to 2% of the value of units you redeem or switch within 90 days of investing in the fund.
Switch fee	You may make up to 12 free switches in each calendar year and after that you may be charged a fee.

### What if I change my mind?

You can change your mind and cancel the segregated fund policy, the initial pre-authorized chequing premium or any lump-sum premium you apply to the policy by telling us in writing within two business days of the earlier of the date you received confirmation of the transaction or five business days after it is mailed to you.

Your cancellation request has to be in writing, which can include email or letter. The amount returned will be the lesser of the amount of the premium being cancelled or the value of the applicable units acquired on the day we process your request. The amount returned only applies to the specific transaction and will include a refund of any sales charges or other fees you paid.

#### For more information

The *Fund Facts* may not contain all the information you need. Please read the contract and the information folder or you may contact us at:

The Canada Life Assurance Company  
 255 Dufferin Avenue  
 London, ON N6A 4K1

Web - [www.canadalife.com](http://www.canadalife.com)

Email - On our website, please go to the "Contact Us" section

Telephone - 1-888-252-1847

# Canadian Fundamental Equity

**Quick facts:** Date fund available: May 14, 2012  
 Date fund created: November 5, 2001  
 Managed by: Connor, Clark & Lunn Investment Management Ltd.

Total fund value: \$180,570,253  
 Portfolio turnover rate: 59.63%

Guarantee policy : Maturity / death benefit (%)	75 / 75			75 / 100			100 / 100		
	MER (%) <sup>1</sup>	NAV (\$) <sup>1</sup>	UOS <sup>1</sup>	MER (%) <sup>1</sup>	NAV (\$) <sup>1</sup>	UOS <sup>1</sup>	MER (%) <sup>1</sup>	NAV (\$) <sup>1</sup>	UOS <sup>1</sup>
Preferred series 2: FEL option <sup>1</sup>	--	34.43	41,545	--	34.43	99,613	--	34.43	8,773

The preferred series 2 does not have a MER as all fees and expenses are paid directly by you. See the section *Ongoing expenses* below for further details. The cost of owning this fund is set out in your fee agreement - see the *Fees and expenses* section of the information folder for more details and discuss with your financial security advisor.

<sup>1</sup> FEL - Front-end load  
 MER - Management expense ratio  
 NAV - Net asset value  
 UOS - Units outstanding

**Minimum investment**  
 •Non-registered, RRSP and TFSA policies: \$500 initial or pre-authorized chequing (PAC) of \$25  
 •RRIF policies: \$10,000 initial

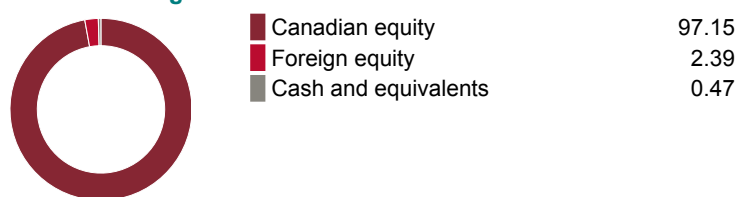
## What does the fund invest in?

This segregated fund invests primarily in Canadian stocks with exposure to foreign stocks.

### Top 10 investments

	Assets %
Royal Bank of Canada	6.73
Toronto-Dominion Bank Com New	4.81
Shopify Inc. Cl A	4.42
Canadian Natural Resources Ltd.	3.53
Bank of Montreal	3.52
Constellation Software Inc.	3.24
Canadian Pacific Kansas City Limited	3.23
Canadian National Railwaypany	2.52
Alimentation Couche-Tard Inc.	2.30
Enbridge Inc.	2.20
<b>Total</b>	<b>36.49</b>
<b>Total investments:</b>	<b>102</b>

### Investment segmentation



## Are there any guarantees?

This fund is being offered under an insurance contract. It comes with guarantees that may protect your investment if the markets go down. The insurance cost for the guarantee is included in the investment management fee. For details, please refer to the information folder and contract.

## Who is this fund for?

A person who is investing for the longer term, seeking the growth potential of stocks and is comfortable with moderate risk. Since the fund invests in stocks its value is affected by stock prices, which can rise and fall in a short period of time.

## Notes

Prior to May 10, 2024, this fund was named Canadian Focused Blended Equity. No other changes were made to the segregated fund.

## How has the fund performed?

This section tells you how the fund has performed over the past 10 years, prior to the deduction of fees for a policyowner who chose the 75/75 guarantee policy. This option does not deduct a MER but you pay fees that you agree to in your fee agreement directly. These fees reduce returns. See the *Ongoing expenses* section below for details.

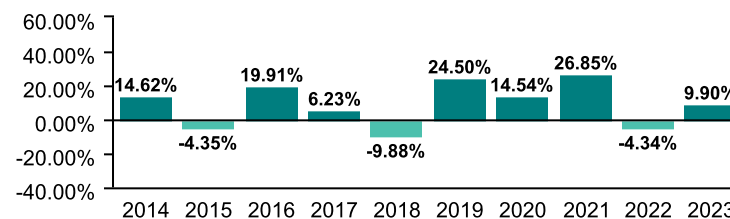
It's important to note that this doesn't tell you how the fund will perform in the future. Also, your actual return will depend on the guarantee policy you choose and your personal tax situation.

### Average return

A person who invested \$1,000 in the fund on December 31, 2013 would have \$2,393.64 on December 31, 2023. This works out to an average of 9.12% a year.

### Year-by-year returns (%)

This chart shows how the fund has performed in each of the past 10 years. In the past 10 years, the fund was up in value 7 years and down in value 3 years.



## How risky is it?

The risk rating for this fund is *Moderate*.



The value of your investments can go down. Please see the *Fund risks* section of the information folder for further details.

## Canadian Fundamental Equity

### How much does it cost?

The following table shows the fees and expenses you could pay to invest in or redeem units of the fund.

#### 1. Sales charges

Sales charge option	What you pay	How it works
Preferred series 2 FEL option	Up to 2% of the amount you invest.	<ul style="list-style-type: none"> <li>You and your financial security advisor determine the rate.</li> <li>The fee is deducted from the amount you invest. It is paid as a commission.</li> </ul>

#### 2. Ongoing expenses

Normally the MER includes the investment management fee, operating expenses and the cost for the guarantee. These fees are normally deducted from the fund. The preferred series 2 FEL option is only available if you pay fees by redeeming units from your policy. The preferred series 2 fee agreement shows the fees you pay. These fees reduce the return you get on your investment. The advisory and management service fee is negotiable and the fee ranges between 0.50% and 1.25%.

Available additional guarantee options are subject to the following fees. You have to pay for these as set out below. For details about how the guarantees work, please see the applicable section of your information folder and contract.

Guarantee policy	Death benefit guarantee reset option (%)	Maturity guarantee reset option (%)
<b>Maturity / death benefit (%)</b>	<b>Additional costs</b>	
75 / 75	n/a	n/a
75 / 100	0.16	n/a
100 / 100	0.16	0.21

#### Trailing commission

No trailing commission.

#### 3. Other fees

You may have to pay other fees when you redeem or switch units of the fund.

Fee	What you pay
Short-term trading fee	Up to 2% of the value of units you redeem or switch within 90 days of investing in the fund.
Switch fee	You may make up to 12 free switches in each calendar year and after that you may be charged a fee.

### What if I change my mind?

You can change your mind and cancel the segregated fund policy, the initial pre-authorized chequing premium or any lump-sum premium you apply to the policy by telling us in writing within two business days of the earlier of the date you received confirmation of the transaction or five business days after it is mailed to you.

Your cancellation request has to be in writing, which can include email or letter. The amount returned will be the lesser of the amount of the premium being cancelled or the value of the applicable units acquired on the day we process your request. The amount returned only applies to the specific transaction and will include a refund of any sales charges or other fees you paid.

#### For more information

The *Fund Facts* may not contain all the information you need. Please read the contract and the information folder or you may contact us at:

The Canada Life Assurance Company

255 Dufferin Avenue

London, ON N6A 4K1

Web - [www.canadalife.com](http://www.canadalife.com)

Email - On our website, please go to the "Contact Us" section

Telephone - 1-888-252-1847



# Canadian Focused Stock

**Quick facts:** Date fund available: May 14, 2012  
 Date fund created: July 27, 1998  
 Managed by: Mackenzie Investments

Total fund value: \$51,003,074  
 Portfolio turnover rate: 13.85%

Guarantee policy : Maturity / death benefit (%)	75 / 75			75 / 100			100 / 100		
	MER (%) <sup>1</sup>	NAV (\$) <sup>1</sup>	UOS <sup>1</sup>	MER (%) <sup>1</sup>	NAV (\$) <sup>1</sup>	UOS <sup>1</sup>	MER (%) <sup>1</sup>	NAV (\$) <sup>1</sup>	UOS <sup>1</sup>
Preferred series 2: FEL option <sup>1</sup>	--	29.52	12,423	--	29.52	22,037	--	--	--

The preferred series 2 does not have a MER as all fees and expenses are paid directly by you. See the section *Ongoing expenses* below for further details. The cost of owning this fund is set out in your fee agreement - see the *Fees and expenses* section of the information folder for more details and discuss with your financial security advisor.

<sup>1</sup> FEL - Front-end load  
 MER - Management expense ratio  
 NAV - Net asset value  
 UOS - Units outstanding

**Minimum investment**  
 •Non-registered, RRSP and TFSA policies: \$500 initial or pre-authorized chequing (PAC) of \$25  
 •RRIF policies: \$10,000 initial

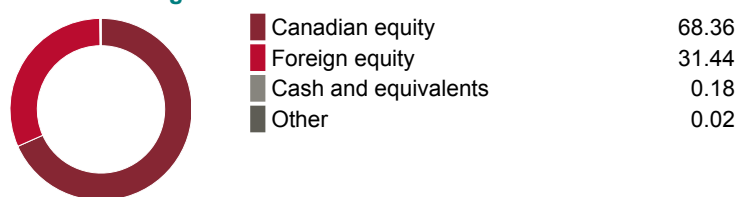
## What does the fund invest in?

This segregated fund invests primarily in Canadian stocks with exposure to foreign stocks.

### Top 10 investments

	Assets %
Brookfield Corporation VtgCI A	4.59
Intact Financial Corporation	4.44
Restaurant Brands International Inc.	4.39
Toronto-Dominion Bank Com New	4.14
Royal Bank of Canada	4.03
Visa Inc. Com CI A	3.50
Alimentation Couche-Tard Inc.	3.41
Telus Corp.	3.37
Emera Inc.	3.34
Dollarama Inc.	3.27
<b>Total</b>	<b>38.50</b>
<b>Total investments:</b>	<b>40</b>

### Investment segmentation



## Are there any guarantees?

This fund is being offered under an insurance contract. It comes with guarantees that may protect your investment if the markets go down. The insurance cost for the guarantee is included in the investment management fee. For details, please refer to the information folder and contract.

## Who is this fund for?

A person who is investing for the longer term, seeking the growth potential of stocks which includes moderate exposure to foreign stocks and is comfortable with low to moderate risk. Since the fund invests in stocks its value is affected by stock prices, which can rise and fall in a short period of time.

## How has the fund performed?

This section tells you how the fund has performed over the past 10 years, prior to the deduction of fees for a policyowner who chose the 75/75 guarantee policy. This option does not deduct a MER but you pay fees that you agree to in your fee agreement directly. These fees reduce returns. See the *Ongoing expenses* section below for details.

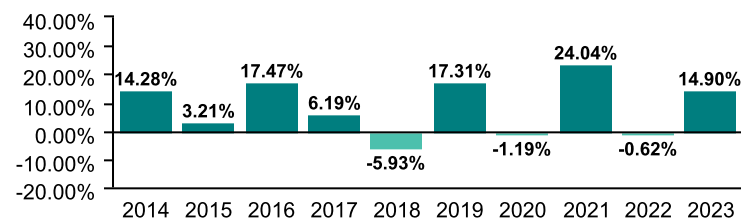
It's important to note that this doesn't tell you how the fund will perform in the future. Also, your actual return will depend on the guarantee policy you choose and your personal tax situation.

### Average return

A person who invested \$1,000 in the fund on December 31, 2013 would have \$2,271.98 on December 31, 2023. This works out to an average of 8.55% a year.

### Year-by-year returns (%)

This chart shows how the fund has performed in each of the past 10 years. In the past 10 years, the fund was up in value 7 years and down in value 3 years.



## How risky is it?

The risk rating for this fund is *Low to moderate*.



The value of your investments can go down. Please see the *Fund risks* section of the information folder for further details.

## Canadian Focused Stock

### How much does it cost?

The following table shows the fees and expenses you could pay to invest in or redeem units of the fund.

#### 1. Sales charges

Sales charge option	What you pay	How it works
Preferred series 2 FEL option	Up to 2% of the amount you invest.	<ul style="list-style-type: none"> <li>You and your financial security advisor determine the rate.</li> <li>The fee is deducted from the amount you invest. It is paid as a commission.</li> </ul>

#### 2. Ongoing expenses

Normally the MER includes the investment management fee, operating expenses and the cost for the guarantee. These fees are normally deducted from the fund. The preferred series 2 FEL option is only available if you pay fees by redeeming units from your policy. The preferred series 2 fee agreement shows the fees you pay. These fees reduce the return you get on your investment. The advisory and management service fee is negotiable and the fee ranges between 0.50% and 1.25%.

Available additional guarantee options are subject to the following fees. You have to pay for these as set out below. For details about how the guarantees work, please see the applicable section of your information folder and contract.

Guarantee policy	Death benefit guarantee reset option (%)	Maturity guarantee reset option (%)
<b>Maturity / death benefit (%)</b>	<b>Additional costs</b>	
75 / 75	n/a	n/a
75 / 100	0.11	n/a
100 / 100	0.11	0.21

#### Trailing commission

No trailing commission.

#### 3. Other fees

You may have to pay other fees when you redeem or switch units of the fund.

Fee	What you pay
Short-term trading fee	Up to 2% of the value of units you redeem or switch within 90 days of investing in the fund.
Switch fee	You may make up to 12 free switches in each calendar year and after that you may be charged a fee.

### What if I change my mind?

You can change your mind and cancel the segregated fund policy, the initial pre-authorized chequing premium or any lump-sum premium you apply to the policy by telling us in writing within two business days of the earlier of the date you received confirmation of the transaction or five business days after it is mailed to you.

Your cancellation request has to be in writing, which can include email or letter. The amount returned will be the lesser of the amount of the premium being cancelled or the value of the applicable units acquired on the day we process your request. The amount returned only applies to the specific transaction and will include a refund of any sales charges or other fees you paid.

#### For more information

The *Fund Facts* may not contain all the information you need. Please read the contract and the information folder or you may contact us at:

The Canada Life Assurance Company  
 255 Dufferin Avenue  
 London, ON N6A 4K1

Web - [www.canadalife.com](http://www.canadalife.com)

Email - On our website, please go to the "Contact Us" section

Telephone - 1-888-252-1847

## Canadian Focused Value

**Quick facts:** Date fund available: May 14, 2012  
 Date fund created: July 27, 1998  
 Managed by: Beutel, Goodman & Company Ltd.

Total fund value: \$679,161,140  
 Portfolio turnover rate: 7.47%

Guarantee policy : Maturity / death benefit (%)	75 / 75			75 / 100			100 / 100		
	MER (%) <sup>1</sup>	NAV (\$) <sup>1</sup>	UOS <sup>1</sup>	MER (%) <sup>1</sup>	NAV (\$) <sup>1</sup>	UOS <sup>1</sup>	MER (%) <sup>1</sup>	NAV (\$) <sup>1</sup>	UOS <sup>1</sup>
Preferred series 2: FEL option <sup>1</sup>	--	35.72	167,360	--	35.72	533,335	--	35.72	77,787

The preferred series 2 does not have a MER as all fees and expenses are paid directly by you. See the section *Ongoing expenses* below for further details. The cost of owning this fund is set out in your fee agreement - see the *Fees and expenses* section of the information folder for more details and discuss with your financial security advisor.

<sup>1</sup> FEL - Front-end load  
 MER - Management expense ratio  
 NAV - Net asset value  
 UOS - Units outstanding

**Minimum investment**

•Non-registered, RRSP and TFSA policies: \$500 initial or pre-authorized chequing (PAC) of \$25  
 •RRIF policies: \$10,000 initial

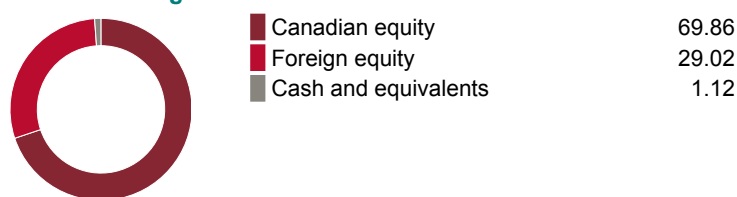
### What does the fund invest in?

This segregated fund invests primarily in Canadian stocks with exposure to foreign stocks.

#### Top 10 investments

	Assets %
Royal Bank of Canada	6.22
Toronto-Dominion Bank Com New	5.25
Canadian National Railwaypany	3.30
Bank of Montreal	3.18
Manulife Financial Corporation	3.07
Rogers Communications Inc. Cl B Non Vtg	2.98
TC Energy Corp.	2.97
Sun Life Financial Inc.	2.80
Restaurant Brands International Inc.	2.70
Magna International Inc.	2.67
<b>Total</b>	<b>35.13</b>
<b>Total investments:</b>	<b>68</b>

#### Investment segmentation



### Are there any guarantees?

This fund is being offered under an insurance contract. It comes with guarantees that may protect your investment if the markets go down. The insurance cost for the guarantee is included in the investment management fee. For details, please refer to the information folder and contract.

### Who is this fund for?

A person who is investing for the longer term, seeking the growth potential of stocks which includes moderate exposure to foreign stocks and is comfortable with moderate risk. Since the fund invests in stocks its value is affected by stock prices, which can rise and fall in a short period of time.

### How has the fund performed?

This section tells you how the fund has performed over the past 10 years, prior to the deduction of fees for a policyowner who chose the 75/75 guarantee policy. This option does not deduct a MER but you pay fees that you agree to in your fee agreement directly. These fees reduce returns. See the *Ongoing expenses* section below for details.

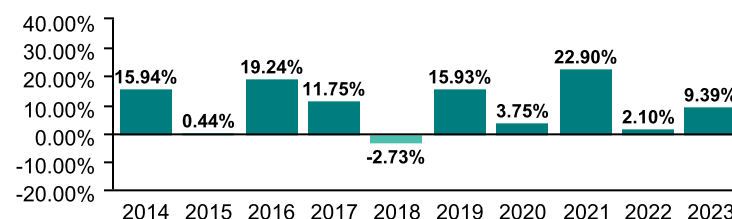
It's important to note that this doesn't tell you how the fund will perform in the future. Also, your actual return will depend on the guarantee policy you choose and your personal tax situation.

#### Average return

A person who invested \$1,000 in the fund on December 31, 2013 would have \$2,491.86 on December 31, 2023. This works out to an average of 9.56% a year.

#### Year-by-year returns (%)

This chart shows how the fund has performed in each of the past 10 years. In the past 10 years, the fund was up in value 9 years and down in value 1 year.



### How risky is it?

The risk rating for this fund is *Moderate*.



The value of your investments can go down. Please see the *Fund risks* section of the information folder for further details.

## Canadian Focused Value

### How much does it cost?

The following table shows the fees and expenses you could pay to invest in or redeem units of the fund.

#### 1. Sales charges

Sales charge option	What you pay	How it works
Preferred series 2 FEL option	Up to 2% of the amount you invest.	<ul style="list-style-type: none"> <li>You and your financial security advisor determine the rate.</li> <li>The fee is deducted from the amount you invest. It is paid as a commission.</li> </ul>

#### 2. Ongoing expenses

Normally the MER includes the investment management fee, operating expenses and the cost for the guarantee. These fees are normally deducted from the fund. The preferred series 2 FEL option is only available if you pay fees by redeeming units from your policy. The preferred series 2 fee agreement shows the fees you pay. These fees reduce the return you get on your investment. The advisory and management service fee is negotiable and the fee ranges between 0.50% and 1.25%.

Available additional guarantee options are subject to the following fees. You have to pay for these as set out below. For details about how the guarantees work, please see the applicable section of your information folder and contract.

Guarantee policy	Death benefit guarantee reset option (%)	Maturity guarantee reset option (%)
<b>Maturity / death benefit (%)</b>	<b>Additional costs</b>	
75 / 75	n/a	n/a
75 / 100	0.11	n/a
100 / 100	0.11	0.21

#### Trailing commission

No trailing commission.

#### 3. Other fees

You may have to pay other fees when you redeem or switch units of the fund.

Fee	What you pay
Short-term trading fee	Up to 2% of the value of units you redeem or switch within 90 days of investing in the fund.
Switch fee	You may make up to 12 free switches in each calendar year and after that you may be charged a fee.

### What if I change my mind?

You can change your mind and cancel the segregated fund policy, the initial pre-authorized chequing premium or any lump-sum premium you apply to the policy by telling us in writing within two business days of the earlier of the date you received confirmation of the transaction or five business days after it is mailed to you.

Your cancellation request has to be in writing, which can include email or letter. The amount returned will be the lesser of the amount of the premium being cancelled or the value of the applicable units acquired on the day we process your request. The amount returned only applies to the specific transaction and will include a refund of any sales charges or other fees you paid.

#### For more information

The *Fund Facts* may not contain all the information you need. Please read the contract and the information folder or you may contact us at:

The Canada Life Assurance Company  
 255 Dufferin Avenue  
 London, ON N6A 4K1

Web - [www.canadalife.com](http://www.canadalife.com)

Email - On our website, please go to the "Contact Us" section

Telephone - 1-888-252-1847

## Canadian Focused Dividend

**Quick facts:** Date fund available: May 14, 2012  
 Date fund created: July 27, 1998  
 Managed by: Mackenzie Investments

Total fund value: \$1,723,547,246  
 Portfolio turnover rate: 43.98%

Guarantee policy : Maturity / death benefit (%)	75 / 75			75 / 100			100 / 100		
	MER (%) <sup>1</sup>	NAV (\$) <sup>1</sup>	UOS <sup>1</sup>	MER (%) <sup>1</sup>	NAV (\$) <sup>1</sup>	UOS <sup>1</sup>	MER (%) <sup>1</sup>	NAV (\$) <sup>1</sup>	UOS <sup>1</sup>
Preferred series 2: FEL option <sup>1</sup>	--	26.23	388,275	--	26.23	787,048	--	26.23	30,564

The preferred series 2 does not have a MER as all fees and expenses are paid directly by you. See the section *Ongoing expenses* below for further details. The cost of owning this fund is set out in your fee agreement - see the *Fees and expenses* section of the information folder for more details and discuss with your financial security advisor.

<sup>1</sup> FEL - Front-end load  
 MER - Management expense ratio  
 NAV - Net asset value  
 UOS - Units outstanding

**Minimum investment**

•Non-registered, RRSP and TFSA policies: \$500 initial or pre-authorized chequing (PAC) of \$25  
 •RRIF policies: \$10,000 initial

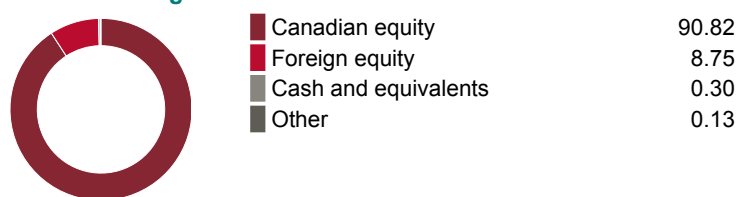
### What does the fund invest in?

This segregated fund invests primarily in dividend yielding Canadian stocks.

#### Top 10 investments

	Assets %
Royal Bank of Canada	7.63
Bank of Montreal	5.77
Toronto-Dominion Bank Com New	5.48
Telus Corp.	4.17
Canadian Natural Resources Ltd.	4.16
Sun Life Financial Inc.	3.99
TC Energy Corp.	3.94
Enbridge Inc.	3.30
Canadian Pacific Kansas City Limited	3.23
Bank of Nova Scotia (The)	3.10
<b>Total</b>	<b>44.77</b>
<b>Total investments:</b>	<b>60</b>

#### Investment segmentation



### Are there any guarantees?

This fund is being offered under an insurance contract. It comes with guarantees that may protect your investment if the markets go down. The insurance cost for the guarantee is included in the investment management fee. For details, please refer to the information folder and contract.

### Who is this fund for?

A person who is investing for the longer term, seeking dividend income along with the growth potential of stocks and is comfortable with moderate risk. Since the fund invests in stocks its value is affected by stock prices, which can rise and fall in a short period of time.

### How has the fund performed?

This section tells you how the fund has performed over the past 10 years, prior to the deduction of fees for a policyowner who chose the 75/75 guarantee policy. This option does not deduct a MER but you pay fees that you agree to in your fee agreement directly. These fees reduce returns. See the *Ongoing expenses* section below for details.

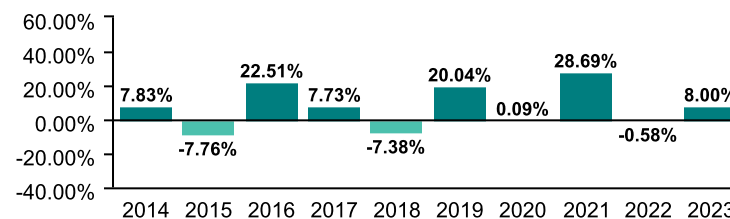
It's important to note that this doesn't tell you how the fund will perform in the future. Also, your actual return will depend on the guarantee policy you choose and your personal tax situation.

#### Average return

A person who invested \$1,000 in the fund on December 31, 2013 would have \$2,018.57 on December 31, 2023. This works out to an average of 7.28% a year.

#### Year-by-year returns (%)

This chart shows how the fund has performed in each of the past 10 years. In the past 10 years, the fund was up in value 7 years and down in value 3 years.



### How risky is it?

The risk rating for this fund is *Moderate*.



The value of your investments can go down. Please see the *Fund risks* section of the information folder for further details.

## Canadian Focused Dividend

### How much does it cost?

The following table shows the fees and expenses you could pay to invest in or redeem units of the fund.

#### 1. Sales charges

Sales charge option	What you pay	How it works
Preferred series 2 FEL option	Up to 2% of the amount you invest.	<ul style="list-style-type: none"> <li>You and your financial security advisor determine the rate.</li> <li>The fee is deducted from the amount you invest. It is paid as a commission.</li> </ul>

#### 2. Ongoing expenses

Normally the MER includes the investment management fee, operating expenses and the cost for the guarantee. These fees are normally deducted from the fund. The preferred series 2 FEL option is only available if you pay fees by redeeming units from your policy. The preferred series 2 fee agreement shows the fees you pay. These fees reduce the return you get on your investment. The advisory and management service fee is negotiable and the fee ranges between 0.50% and 1.25%.

Available additional guarantee options are subject to the following fees. You have to pay for these as set out below. For details about how the guarantees work, please see the applicable section of your information folder and contract.

Guarantee policy	Death benefit guarantee reset option (%)	Maturity guarantee reset option (%)
<b>Maturity / death benefit (%)</b>	<b>Additional costs</b>	
75 / 75	n/a	n/a
75 / 100	0.11	n/a
100 / 100	0.11	0.21

#### Trailing commission

No trailing commission.

#### 3. Other fees

You may have to pay other fees when you redeem or switch units of the fund.

Fee	What you pay
Short-term trading fee	Up to 2% of the value of units you redeem or switch within 90 days of investing in the fund.
Switch fee	You may make up to 12 free switches in each calendar year and after that you may be charged a fee.

### What if I change my mind?

You can change your mind and cancel the segregated fund policy, the initial pre-authorized chequing premium or any lump-sum premium you apply to the policy by telling us in writing within two business days of the earlier of the date you received confirmation of the transaction or five business days after it is mailed to you.

Your cancellation request has to be in writing, which can include email or letter. The amount returned will be the lesser of the amount of the premium being cancelled or the value of the applicable units acquired on the day we process your request. The amount returned only applies to the specific transaction and will include a refund of any sales charges or other fees you paid.

#### For more information

The *Fund Facts* may not contain all the information you need. Please read the contract and the information folder or you may contact us at:

The Canada Life Assurance Company

255 Dufferin Avenue

London, ON N6A 4K1

Web - [www.canadalife.com](http://www.canadalife.com)

Email - On our website, please go to the "Contact Us" section

Telephone - 1-888-252-1847

# Canadian Dividend

**Quick facts:** Date fund available: May 14, 2012  
 Date fund created: July 27, 1998  
 Managed by: Mackenzie Investments

Total fund value: \$274,932,348  
 Portfolio turnover rate: 1.15%

Guarantee policy : Maturity / death benefit (%)	75 / 75			75 / 100			100 / 100		
	MER (%) <sup>1</sup>	NAV (\$) <sup>1</sup>	UOS <sup>1</sup>	MER (%) <sup>1</sup>	NAV (\$) <sup>1</sup>	UOS <sup>1</sup>	MER (%) <sup>1</sup>	NAV (\$) <sup>1</sup>	UOS <sup>1</sup>
Preferred series 2: FEL option <sup>1</sup>	--	29.39	51,048	--	29.39	217,073	--	--	--

The preferred series 2 does not have a MER as all fees and expenses are paid directly by you. See the section *Ongoing expenses* below for further details. The cost of owning this fund is set out in your fee agreement - see the *Fees and expenses* section of the information folder for more details and discuss with your financial security advisor.

<sup>1</sup> FEL - Front-end load  
 MER - Management expense ratio  
 NAV - Net asset value  
 UOS - Units outstanding

**Minimum investment**  
 •Non-registered, RRSP and TFSA policies: \$500 initial or pre-authorized chequing (PAC) of \$25  
 •RRIF policies: \$10,000 initial

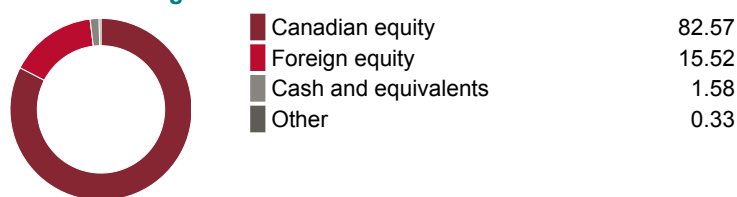
## What does the fund invest in?

This segregated fund invests primarily in Canadian stocks currently through the Canada Life Canadian Dividend mutual fund.

### Top 10 investments (of the underlying fund)

	Assets %
Royal Bank of Canada	6.94
Bank of Montreal	5.26
Toronto-Dominion Bank Com New	5.02
Telus Corp.	3.80
Canadian Natural Resources Ltd.	3.77
Sun Life Financial Inc.	3.62
TC Energy Corp.	3.60
Enbridge Inc.	3.00
Canadian Pacific Kansas City Limited	2.92
Bank of Nova Scotia (The)	2.82
<b>Total</b>	<b>40.76</b>
<b>Total investments:</b>	<b>139</b>

### Investment segmentation



## Are there any guarantees?

This fund is being offered under an insurance contract. It comes with guarantees that may protect your investment if the markets go down. The insurance cost for the guarantee is included in the investment management fee. For details, please refer to the information folder and contract.

## Who is this fund for?

A person who is investing for the longer term, seeking dividend income along with the growth potential of stocks and is comfortable with moderate risk. Since the fund invests in stocks its value is affected by stock prices, which can rise and fall in a short period of time.

## How has the fund performed?

This section tells you how the fund has performed over the past 10 years, prior to the deduction of fees for a policyowner who chose the 75/75 guarantee policy. This option does not deduct a MER but you pay fees that you agree to in your fee agreement directly. These fees reduce returns. See the *Ongoing expenses* section below for details.

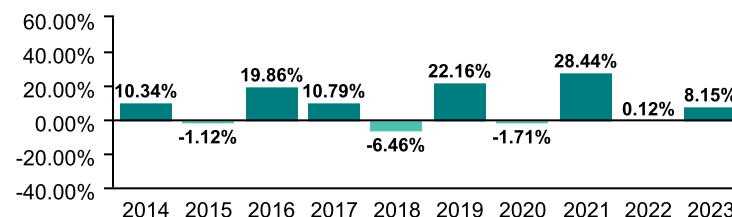
It's important to note that this doesn't tell you how the fund will perform in the future. Also, your actual return will depend on the guarantee policy you choose and your personal tax situation.

### Average return

A person who invested \$1,000 in the fund on December 31, 2013 would have \$2,263.09 on December 31, 2023. This works out to an average of 8.51% a year.

### Year-by-year returns (%)

This chart shows how the fund has performed in each of the past 10 years. In the past 10 years, the fund was up in value 7 years and down in value 3 years.



## How risky is it?

The risk rating for this fund is *Moderate*.



The value of your investments can go down. Please see the *Fund risks* section of the information folder for further details.

## Canadian Dividend

### How much does it cost?

The following table shows the fees and expenses you could pay to invest in or redeem units of the fund.

#### 1. Sales charges

Sales charge option	What you pay	How it works
Preferred series 2 FEL option	Up to 2% of the amount you invest.	<ul style="list-style-type: none"> <li>You and your financial security advisor determine the rate.</li> <li>The fee is deducted from the amount you invest. It is paid as a commission.</li> </ul>

#### 2. Ongoing expenses

Normally the MER includes the investment management fee, operating expenses and the cost for the guarantee. These fees are normally deducted from the fund. The preferred series 2 FEL option is only available if you pay fees by redeeming units from your policy. The preferred series 2 fee agreement shows the fees you pay. These fees reduce the return you get on your investment. The advisory and management service fee is negotiable and the fee ranges between 0.50% and 1.25%.

Available additional guarantee options are subject to the following fees. You have to pay for these as set out below. For details about how the guarantees work, please see the applicable section of your information folder and contract.

Guarantee policy	Death benefit guarantee reset option (%)	Maturity guarantee reset option (%)
<b>Maturity / death benefit (%)</b>	<b>Additional costs</b>	
75 / 75	n/a	n/a
75 / 100	0.16	n/a
100 / 100	0.16	0.21

#### Trailing commission

No trailing commission.

#### 3. Other fees

You may have to pay other fees when you redeem or switch units of the fund.

Fee	What you pay
Short-term trading fee	Up to 2% of the value of units you redeem or switch within 90 days of investing in the fund.
Switch fee	You may make up to 12 free switches in each calendar year and after that you may be charged a fee.

### What if I change my mind?

You can change your mind and cancel the segregated fund policy, the initial pre-authorized chequing premium or any lump-sum premium you apply to the policy by telling us in writing within two business days of the earlier of the date you received confirmation of the transaction or five business days after it is mailed to you.

Your cancellation request has to be in writing, which can include email or letter. The amount returned will be the lesser of the amount of the premium being cancelled or the value of the applicable units acquired on the day we process your request. The amount returned only applies to the specific transaction and will include a refund of any sales charges or other fees you paid.

#### For more information

The *Fund Facts* may not contain all the information you need. Please read the contract and the information folder or you may contact us at:

The Canada Life Assurance Company  
 255 Dufferin Avenue  
 London, ON N6A 4K1

Web - [www.canadalife.com](http://www.canadalife.com)

Email - On our website, please go to the "Contact Us" section

Telephone - 1-888-252-1847



# Canadian Small-Mid Cap

**Quick facts:** Date fund available: May 14, 2012  
 Date fund created: July 27, 1998  
 Managed by: Mackenzie Investments

Total fund value: \$677,778,322  
 Portfolio turnover rate: 63.76%

Guarantee policy : Maturity / death benefit (%)	75 / 75			75 / 100			100 / 100		
	MER (%) <sup>1</sup>	NAV (\$) <sup>1</sup>	UOS <sup>1</sup>	MER (%) <sup>1</sup>	NAV (\$) <sup>1</sup>	UOS <sup>1</sup>	MER (%) <sup>1</sup>	NAV (\$) <sup>1</sup>	UOS <sup>1</sup>
Preferred series 2: FEL option <sup>1</sup>	--	27.39	60,830	--	27.39	65,472	--	--	--

The preferred series 2 does not have a MER as all fees and expenses are paid directly by you. See the section *Ongoing expenses* below for further details. The cost of owning this fund is set out in your fee agreement - see the *Fees and expenses* section of the information folder for more details and discuss with your financial security advisor.

<sup>1</sup> FEL - Front-end load  
 MER - Management expense ratio  
 NAV - Net asset value  
 UOS - Units outstanding

**Minimum investment**  
 •Non-registered, RRSP and TFSA policies: \$500 initial or pre-authorized chequing (PAC) of \$25  
 •RRIF policies: \$10,000 initial

## What does the fund invest in?

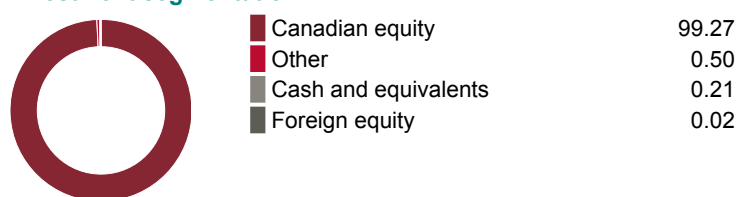
This segregated fund invests primarily in Canadian companies that are in the middle capitalization range of the equity market with exposure to foreign stocks.

### Top 10 investments

	Assets %
Boyd Group Services Inc.	3.86
EQB Inc.	3.55
Stantec Inc.	3.51
Element Fleet Management Corp.	3.41
The Descartes Systems Group Inc.	3.17
Savaria Corporation	2.96
Dream Industrial Tr Unit	2.91
Richelieu Hardware Ltd.	2.84
ATS Automation Tooling Systems Inc.	2.82
Stella-Jones Inc.	2.81
<b>Total</b>	<b>31.85</b>

**Total investments:** 179

### Investment segmentation



## Are there any guarantees?

This fund is being offered under an insurance contract. It comes with guarantees that may protect your investment if the markets go down. The insurance cost for the guarantee is included in the investment management fee. For details, please refer to the information folder and contract.

## Who is this fund for?

A person who is investing for the longer term, seeking the growth potential of stocks of smaller companies which includes moderate exposure to foreign stocks and is comfortable with moderate risk. Since the fund invests in stocks its value is affected by stock prices, which can rise and fall in a short period of time.

## Notes

Effective October 2023, this fund's risk rating has changed from "Moderate to high" to "Moderate". No other changes were made to the segregated fund.

## How has the fund performed?

This section tells you how the fund has performed over the past 10 years, prior to the deduction of fees for a policyowner who chose the 75/75 guarantee policy. This option does not deduct a MER but you pay fees that you agree to in your fee agreement directly. These fees reduce returns. See the *Ongoing expenses* section below for details.

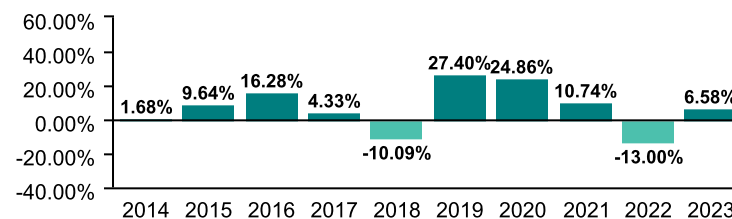
It's important to note that this doesn't tell you how the fund will perform in the future. Also, your actual return will depend on the guarantee policy you choose and your personal tax situation.

### Average return

A person who invested \$1,000 in the fund on December 31, 2013 would have \$1,985.96 on December 31, 2023. This works out to an average of 7.10% a year.

### Year-by-year returns (%)

This chart shows how the fund has performed in each of the past 10 years. In the past 10 years, the fund was up in value 8 years and down in value 2 years.



## How risky is it?

The risk rating for this fund is *Moderate*.



The value of your investments can go down. Please see the *Fund risks* section of the information folder for further details.

## Canadian Small-Mid Cap

### How much does it cost?

The following table shows the fees and expenses you could pay to invest in or redeem units of the fund.

#### 1. Sales charges

Sales charge option	What you pay	How it works
Preferred series 2 FEL option	Up to 2% of the amount you invest.	<ul style="list-style-type: none"> <li>You and your financial security advisor determine the rate.</li> <li>The fee is deducted from the amount you invest. It is paid as a commission.</li> </ul>

#### 2. Ongoing expenses

Normally the MER includes the investment management fee, operating expenses and the cost for the guarantee. These fees are normally deducted from the fund. The preferred series 2 FEL option is only available if you pay fees by redeeming units from your policy. The preferred series 2 fee agreement shows the fees you pay. These fees reduce the return you get on your investment. The advisory and management service fee is negotiable and the fee ranges between 0.50% and 1.25%.

Available additional guarantee options are subject to the following fees. You have to pay for these as set out below. For details about how the guarantees work, please see the applicable section of your information folder and contract.

Guarantee policy	Death benefit guarantee reset option (%)	Maturity guarantee reset option (%)
<b>Maturity / death benefit (%)</b>	<b>Additional costs</b>	
75 / 75	n/a	n/a
75 / 100	0.21	n/a
100 / 100	0.21	0.27

#### Trailing commission

No trailing commission.

#### 3. Other fees

You may have to pay other fees when you redeem or switch units of the fund.

Fee	What you pay
Short-term trading fee	Up to 2% of the value of units you redeem or switch within 90 days of investing in the fund.
Switch fee	You may make up to 12 free switches in each calendar year and after that you may be charged a fee.

### What if I change my mind?

You can change your mind and cancel the segregated fund policy, the initial pre-authorized chequing premium or any lump-sum premium you apply to the policy by telling us in writing within two business days of the earlier of the date you received confirmation of the transaction or five business days after it is mailed to you.

Your cancellation request has to be in writing, which can include email or letter. The amount returned will be the lesser of the amount of the premium being cancelled or the value of the applicable units acquired on the day we process your request. The amount returned only applies to the specific transaction and will include a refund of any sales charges or other fees you paid.

#### For more information

The *Fund Facts* may not contain all the information you need. Please read the contract and the information folder or you may contact us at:

The Canada Life Assurance Company  
 255 Dufferin Avenue  
 London, ON N6A 4K1

Web - [www.canadalife.com](http://www.canadalife.com)

Email - On our website, please go to the "Contact Us" section

Telephone - 1-888-252-1847

# Canadian Small Cap Growth

**Quick facts:** Date fund available: May 14, 2012  
 Date fund created: July 27, 1998  
 Managed by: AGF Investments Inc.

Total fund value: \$64,135,797  
 Portfolio turnover rate: 76.85%

Guarantee policy : Maturity / death benefit (%)	75 / 75			75 / 100			100 / 100		
	MER (%) <sup>1</sup>	NAV (\$) <sup>1</sup>	UOS <sup>1</sup>	MER (%) <sup>1</sup>	NAV (\$) <sup>1</sup>	UOS <sup>1</sup>	MER (%) <sup>1</sup>	NAV (\$) <sup>1</sup>	UOS <sup>1</sup>
Preferred series 2: FEL option <sup>1</sup>	--	19.33	30,247	--	19.33	6,850	--	--	--

The preferred series 2 does not have a MER as all fees and expenses are paid directly by you. See the section *Ongoing expenses* below for further details. The cost of owning this fund is set out in your fee agreement - see the *Fees and expenses* section of the information folder for more details and discuss with your financial security advisor.

<sup>1</sup> FEL - Front-end load  
 MER - Management expense ratio  
 NAV - Net asset value  
 UOS - Units outstanding

**Minimum investment**

•Non-registered, RRSP and TFSA policies: \$500 initial or pre-authorized chequing (PAC) of \$25  
 •RRIF policies: \$10,000 initial

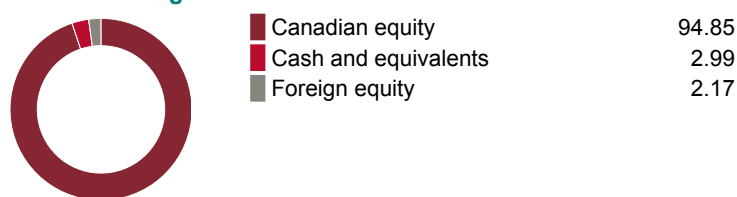
## What does the fund invest in?

This segregated fund invests primarily in Canadian stocks with exposure to foreign stocks.

### Top 10 investments

	Assets %
Royal Bank of Canada	7.70
Toronto-Dominion Bank Com New	5.88
Bank of Montreal	5.13
Brookfield Asset Management Ltd. Cl A Ltd Vtg Shs	3.50
Brookfield Corporation VtgCl A	3.38
Canadian Natural Resources Ltd.	3.36
Canadian Pacific Kansas City Limited	3.23
Tourmaline Oil Corp.	3.19
Shopify Inc. Cl A	3.03
Constellation Software Inc.	3.02
<b>Total</b>	<b>41.43</b>
<b>Total investments:</b>	<b>53</b>

### Investment segmentation



## Are there any guarantees?

This fund is being offered under an insurance contract. It comes with guarantees that may protect your investment if the markets go down. The insurance cost for the guarantee is included in the investment management fee. For details, please refer to the information folder and contract.

## Who is this fund for?

A person who is investing for the longer term, seeking the growth potential of stocks, which includes moderate exposure to foreign stocks and is comfortable with moderate to high risk. Since the fund invests in stocks its value is affected by stock prices, which can rise and fall in a short period of time.

## How has the fund performed?

This section tells you how the fund has performed over the past 10 years, prior to the deduction of fees for a policyowner who chose the 75/75 guarantee policy. This option does not deduct a MER but you pay fees that you agree to in your fee agreement directly. These fees reduce returns. See the *Ongoing expenses* section below for details.

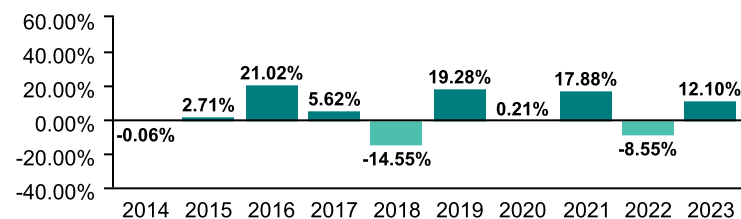
It's important to note that this doesn't tell you how the fund will perform in the future. Also, your actual return will depend on the guarantee policy you choose and your personal tax situation.

### Average return

A person who invested \$1,000 in the fund on December 31, 2013 would have \$1,619.38 on December 31, 2023. This works out to an average of 4.94% a year.

### Year-by-year returns (%)

This chart shows how the fund has performed in each of the past 10 years. In the past 10 years, the fund was up in value 7 years and down in value 3 years.



## How risky is it?

The risk rating for this fund is *Moderate to high*.



The value of your investments can go down. Please see the *Fund risks* section of the information folder for further details.

## Canadian Small Cap Growth

### How much does it cost?

The following table shows the fees and expenses you could pay to invest in or redeem units of the fund.

#### 1. Sales charges

Sales charge option	What you pay	How it works
Preferred series 2 FEL option	Up to 2% of the amount you invest.	<ul style="list-style-type: none"> <li>You and your financial security advisor determine the rate.</li> <li>The fee is deducted from the amount you invest. It is paid as a commission.</li> </ul>

#### 2. Ongoing expenses

Normally the MER includes the investment management fee, operating expenses and the cost for the guarantee. These fees are normally deducted from the fund. The preferred series 2 FEL option is only available if you pay fees by redeeming units from your policy. The preferred series 2 fee agreement shows the fees you pay. These fees reduce the return you get on your investment. The advisory and management service fee is negotiable and the fee ranges between 0.50% and 1.25%.

Available additional guarantee options are subject to the following fees. You have to pay for these as set out below. For details about how the guarantees work, please see the applicable section of your information folder and contract.

Guarantee policy	Death benefit guarantee reset option (%)	Maturity guarantee reset option (%)
<b>Maturity / death benefit (%)</b>	<b>Additional costs</b>	
75 / 75	n/a	n/a
75 / 100	0.16	n/a
100 / 100	0.16	0.21

#### Trailing commission

No trailing commission.

#### 3. Other fees

You may have to pay other fees when you redeem or switch units of the fund.

Fee	What you pay
Short-term trading fee	Up to 2% of the value of units you redeem or switch within 90 days of investing in the fund.
Switch fee	You may make up to 12 free switches in each calendar year and after that you may be charged a fee.

### What if I change my mind?

You can change your mind and cancel the segregated fund policy, the initial pre-authorized chequing premium or any lump-sum premium you apply to the policy by telling us in writing within two business days of the earlier of the date you received confirmation of the transaction or five business days after it is mailed to you.

Your cancellation request has to be in writing, which can include email or letter. The amount returned will be the lesser of the amount of the premium being cancelled or the value of the applicable units acquired on the day we process your request. The amount returned only applies to the specific transaction and will include a refund of any sales charges or other fees you paid.

#### For more information

The *Fund Facts* may not contain all the information you need. Please read the contract and the information folder or you may contact us at:

The Canada Life Assurance Company  
 255 Dufferin Avenue  
 London, ON N6A 4K1

Web - [www.canadalife.com](http://www.canadalife.com)

Email - On our website, please go to the "Contact Us" section

Telephone - 1-888-252-1847

## Real Estate

**Quick facts:** Date fund available: May 14, 2012  
 Date fund created: July 27, 1998  
 Managed by: GWL Realty Advisors Inc.

Total fund value: \$2,754,640,918  
 Portfolio turnover rate: 2.28%

Guarantee policy : Maturity / death benefit (%)	75 / 75			75 / 100			100 / 100		
	MER (%) <sup>1</sup>	NAV (\$) <sup>1</sup>	UOS <sup>1</sup>	MER (%) <sup>1</sup>	NAV (\$) <sup>1</sup>	UOS <sup>1</sup>	MER (%) <sup>1</sup>	NAV (\$) <sup>1</sup>	UOS <sup>1</sup>
Preferred series 2: FEL option <sup>1</sup>	--	21.48	650,762	--	21.48	626,912	--	21.48	68,885

The preferred series 2 does not have a MER as all fees and expenses are paid directly by you. See the section *Ongoing expenses* below for further details. The cost of owning this fund is set out in your fee agreement - see the *Fees and expenses* section of the information folder for more details and discuss with your financial security advisor.

<sup>1</sup> FEL - Front-end load  
 MER - Management expense ratio  
 NAV - Net asset value  
 UOS - Units outstanding

**Minimum investment**

•Non-registered, RRSP and TFSA policies: \$500 initial or pre-authorized chequing (PAC) of \$25  
 •RRIF policies: \$10,000 initial

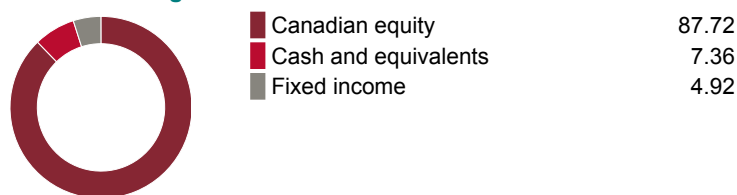
### What does the fund invest in?

This segregated fund invests primarily, directly or indirectly, in a portfolio of income producing Canadian real estate properties.

#### Top 10 investments

	Assets %
Goreway Business Park, Brampton, ON	6.47
Superior Business Park, Mississauga, ON	5.00
33 Yonge Street, Toronto, ON	4.49
Winston Business Park, Oakville, ON	4.10
Laird Business Park, Mississauga, ON	3.60
1188 West Georgia St., Vancouver, BC	3.52
825 Nicola Street, Vancouver, BC	3.31
Shaughn, Montréal, QC	3.18
Vancouver Centre II, Vancouver, BC	2.66
Vancouver Centre, Vancouver, BC	2.59
<b>Total</b>	<b>38.92</b>
<b>Total investments:</b>	<b>81</b>

#### Investment segmentation



### Are there any guarantees?

This fund is being offered under an insurance contract. It comes with guarantees that may protect your investment if the markets go down. The insurance cost for the guarantee is included in the investment management fee. For details, please refer to the information folder and contract.

### Who is this fund for?

A person who is investing for the longer term and seeking the potential for long-term growth by investing in a portfolio of Canadian real estate properties and are comfortable with low to moderate risk due to the ups and downs of the real estate market. Redemptions may be suspended during any period that the segregated fund does not have sufficient cash or readily marketable securities to meet requests for redemptions. **This fund should be considered as a long-term investment and is not suitable for a person who may need to quickly convert their holdings to cash.**

### Notes

Over the past five years, the Real Estate fund has bought \$99 million worth of real property and has sold \$230 million worth.

### How has the fund performed?

This section tells you how the fund has performed over the past 10 years, prior to the deduction of fees for a policyowner who chose the 75/75 guarantee policy. This option does not deduct a MER but you pay fees that you agree to in your fee agreement directly. These fees reduce returns. See the *Ongoing expenses* section below for details.

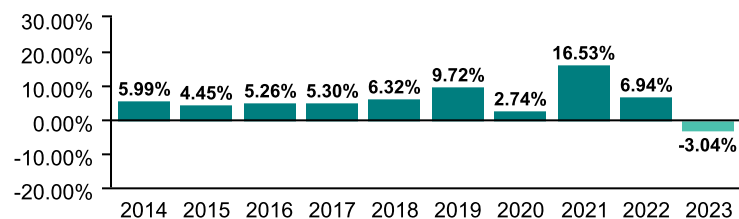
It's important to note that this doesn't tell you how the fund will perform in the future. Also, your actual return will depend on the guarantee policy you choose and your personal tax situation.

#### Average return

A person who invested \$1,000 in the fund on December 31, 2013 would have \$1,777.05 on December 31, 2023. This works out to an average of 5.92% a year.

#### Year-by-year returns (%)

This chart shows how the fund has performed in each of the past 10 years. In the past 10 years, the fund was up in value 9 years and down in value 1 year.



### How risky is it?

The risk rating for this fund is *Low to moderate*.



The value of your investments can go down. Please see the *Fund risks* section of the information folder for further details.

## Real Estate

### How much does it cost?

The following table shows the fees and expenses you could pay to invest in or redeem units of the fund.

#### 1. Sales charges

Sales charge option	What you pay	How it works
Preferred series 2 FEL option	Up to 2% of the amount you invest.	<ul style="list-style-type: none"> <li>You and your financial security advisor determine the rate.</li> <li>The fee is deducted from the amount you invest. It is paid as a commission.</li> </ul>

#### 2. Ongoing expenses

Normally the MER includes the investment management fee, operating expenses and the cost for the guarantee. These fees are normally deducted from the fund. The preferred series 2 FEL option is only available if you pay fees by redeeming units from your policy. The preferred series 2 fee agreement shows the fees you pay. These fees reduce the return you get on your investment. The advisory and management service fee is negotiable and the fee ranges between 0.50% and 1.25%.

Available additional guarantee options are subject to the following fees. You have to pay for these as set out below. For details about how the guarantees work, please see the applicable section of your information folder and contract.

Guarantee policy	Death benefit guarantee reset option (%)	Maturity guarantee reset option (%)
<b>Maturity / death benefit (%)</b>	<b>Additional costs</b>	
75 / 75	n/a	n/a
75 / 100	0.16	n/a
100 / 100	0.16	0.21

#### Trailing commission

No trailing commission.

#### 3. Other fees

You may have to pay other fees when you redeem or switch units of the fund.

Fee	What you pay
Short-term trading fee	Up to 2% of the value of units you redeem or switch within 90 days of investing in the fund.
Switch fee	You may make up to 12 free switches in each calendar year and after that you may be charged a fee.

### What if I change my mind?

You can change your mind and cancel the segregated fund policy, the initial pre-authorized chequing premium or any lump-sum premium you apply to the policy by telling us in writing within two business days of the earlier of the date you received confirmation of the transaction or five business days after it is mailed to you.

Your cancellation request has to be in writing, which can include email or letter. The amount returned will be the lesser of the amount of the premium being cancelled or the value of the applicable units acquired on the day we process your request. The amount returned only applies to the specific transaction and will include a refund of any sales charges or other fees you paid.

#### For more information

The *Fund Facts* may not contain all the information you need. Please read the contract and the information folder or you may contact us at:

The Canada Life Assurance Company  
 255 Dufferin Avenue  
 London, ON N6A 4K1

Web - [www.canadalife.com](http://www.canadalife.com)

Email - On our website, please go to the "Contact Us" section

Telephone - 1-888-252-1847

## Precious Metals

**Quick facts:** Date fund available: May 14, 2012  
 Date fund created: July 27, 1998  
 Managed by: Mackenzie Investments

Total fund value: \$117,137,416  
 Portfolio turnover rate: 7.70%

Guarantee policy : Maturity / death benefit (%)	75 / 75			75 / 100			100 / 100		
	MER (%) <sup>1</sup>	NAV (\$) <sup>1</sup>	UOS <sup>1</sup>	MER (%) <sup>1</sup>	NAV (\$) <sup>1</sup>	UOS <sup>1</sup>	MER (%) <sup>1</sup>	NAV (\$) <sup>1</sup>	UOS <sup>1</sup>
Preferred series 2: FEL option <sup>1</sup>	--	20.06	22,897	--	20.06	24,517	--	20.06	935

The preferred series 2 does not have a MER as all fees and expenses are paid directly by you. See the section *Ongoing expenses* below for further details. The cost of owning this fund is set out in your fee agreement - see the *Fees and expenses* section of the information folder for more details and discuss with your financial security advisor.

<sup>1</sup> FEL - Front-end load  
 MER - Management expense ratio  
 NAV - Net asset value  
 UOS - Units outstanding

**Minimum investment**  
 •Non-registered, RRSP and TFSA policies: \$500 initial or pre-authorized chequing (PAC) of \$25  
 •RRIF policies: \$10,000 initial

### What does the fund invest in?

This segregated fund invests primarily in precious metals and the stock of companies which produce or supply precious metals currently through the Canada Life Precious Metals mutual fund.

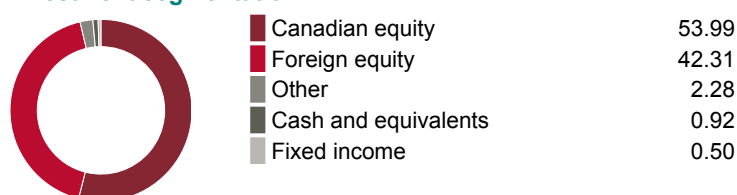
#### Top 10 investments (of the underlying fund)

	Assets %
Agnico-Eagle Mines Ltd.	9.37
Barrick Gold Corporation	7.11
Gold Fields Ltd.	5.89
Northern Star Resources Ltd. Shs	3.97
Pan American Silver Corp.	3.63
Karora Resources Inc. Com New	3.46
AngloGold Ashanti Ltd. Ord Usd1	3.42
Endeavour Mining PLC Shs	3.24
Gold Road Resources Limited Shs	3.23
Newmont Corp.	3.06
<b>Total</b>	<b>46.39</b>

**Total investments:**

**112**

#### Investment segmentation



### Are there any guarantees?

This fund is being offered under an insurance contract. It comes with guarantees that may protect your investment if the markets go down. The insurance cost for the guarantee is included in the investment management fee. For details, please refer to the information folder and contract.

### Who is this fund for?

A person who is investing for the longer term, seeking the growth potential of companies which produce or supply precious metals and is comfortable with higher risk due to investing solely in this one economic sector.

### How has the fund performed?

This section tells you how the fund has performed over the past 10 years, prior to the deduction of fees for a policyowner who chose the 75/75 guarantee policy. This option does not deduct a MER but you pay fees that you agree to in your fee agreement directly. These fees reduce returns. See the *Ongoing expenses* section below for details.

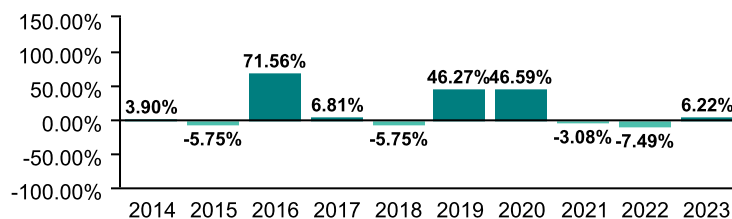
It's important to note that this doesn't tell you how the fund will perform in the future. Also, your actual return will depend on the guarantee policy you choose and your personal tax situation.

#### Average return

A person who invested \$1,000 in the fund on December 31, 2013 would have \$3,453.40 on December 31, 2023. This works out to an average of 13.19% a year.

#### Year-by-year returns (%)

This chart shows how the fund has performed in each of the past 10 years. In the past 10 years, the fund was up in value 6 years and down in value 4 years.



### How risky is it?

The risk rating for this fund is *High*.



The value of your investments can go down. Please see the *Fund risks* section of the information folder for further details.

## Precious Metals

### How much does it cost?

The following table shows the fees and expenses you could pay to invest in or redeem units of the fund.

#### 1. Sales charges

Sales charge option	What you pay	How it works
Preferred series 2 FEL option	Up to 2% of the amount you invest.	<ul style="list-style-type: none"> <li>You and your financial security advisor determine the rate.</li> <li>The fee is deducted from the amount you invest. It is paid as a commission.</li> </ul>

#### 2. Ongoing expenses

Normally the MER includes the investment management fee, operating expenses and the cost for the guarantee. These fees are normally deducted from the fund. The preferred series 2 FEL option is only available if you pay fees by redeeming units from your policy. The preferred series 2 fee agreement shows the fees you pay. These fees reduce the return you get on your investment. The advisory and management service fee is negotiable and the fee ranges between 0.50% and 1.25%.

Available additional guarantee options are subject to the following fees. You have to pay for these as set out below. For details about how the guarantees work, please see the applicable section of your information folder and contract.

Guarantee policy	Death benefit guarantee reset option (%)	Maturity guarantee reset option (%)
<b>Maturity / death benefit (%)</b>	<b>Additional costs</b>	
75 / 75	n/a	n/a
75 / 100	0.21	n/a
100 / 100	0.21	0.27

#### Trailing commission

No trailing commission.

#### 3. Other fees

You may have to pay other fees when you redeem or switch units of the fund.

Fee	What you pay
Short-term trading fee	Up to 2% of the value of units you redeem or switch within 90 days of investing in the fund.
Switch fee	You may make up to 12 free switches in each calendar year and after that you may be charged a fee.

### What if I change my mind?

You can change your mind and cancel the segregated fund policy, the initial pre-authorized chequing premium or any lump-sum premium you apply to the policy by telling us in writing within two business days of the earlier of the date you received confirmation of the transaction or five business days after it is mailed to you.

Your cancellation request has to be in writing, which can include email or letter. The amount returned will be the lesser of the amount of the premium being cancelled or the value of the applicable units acquired on the day we process your request. The amount returned only applies to the specific transaction and will include a refund of any sales charges or other fees you paid.

#### For more information

The *Fund Facts* may not contain all the information you need. Please read the contract and the information folder or you may contact us at:

The Canada Life Assurance Company

255 Dufferin Avenue

London, ON N6A 4K1

Web - [www.canadalife.com](http://www.canadalife.com)

Email - On our website, please go to the "Contact Us" section

Telephone - 1-888-252-1847



# Global Small-Mid Cap Growth

**Quick facts:** Date fund available: May 14, 2012  
 Date fund created: November 5, 2001  
 Managed by: Mackenzie Investments

Total fund value: \$133,904,162  
 Portfolio turnover rate: 26.23%

Guarantee policy : Maturity / death benefit (%)	75 / 75			75 / 100			100 / 100		
	MER (%) <sup>1</sup>	NAV (\$) <sup>1</sup>	UOS <sup>1</sup>	MER (%) <sup>1</sup>	NAV (\$) <sup>1</sup>	UOS <sup>1</sup>	MER (%) <sup>1</sup>	NAV (\$) <sup>1</sup>	UOS <sup>1</sup>
Preferred series 2: FEL option <sup>1</sup>	--	36.32	24,791	--	36.32	49,072	--	36.33	7,262

The preferred series 2 does not have a MER as all fees and expenses are paid directly by you. See the section *Ongoing expenses* below for further details. The cost of owning this fund is set out in your fee agreement - see the *Fees and expenses* section of the information folder for more details and discuss with your financial security advisor.

<sup>1</sup> FEL - Front-end load  
 MER - Management expense ratio  
 NAV - Net asset value  
 UOS - Units outstanding

**Minimum investment**  
 •Non-registered, RRSP and TFSA policies: \$500 initial or pre-authorized chequing (PAC) of \$25  
 •RRIF policies: \$10,000 initial

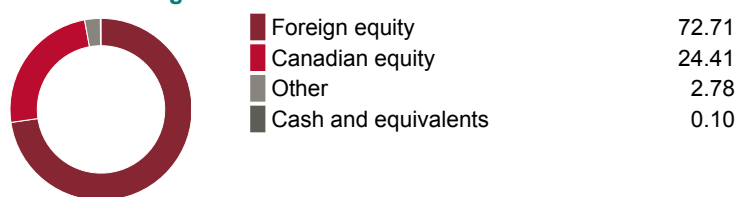
## What does the fund invest in?

This segregated fund invests primarily in stock of North American small and mid-size companies.

### Top 10 investments

	Assets %
Verra Mobility Corp. CIA	5.00
Maximus Inc.	4.58
Tenable Holdings Inc.	4.51
iRhythm Technologies, Inc.	4.35
Grocery Outlet Holding Corp.	4.34
Cirrus Logic Inc.	4.29
Neogen Corp.	4.15
ExlService Holdings, Inc.	4.04
Markel Group Inc.	3.64
Commvault Systems, Inc.	3.48
<b>Total</b>	<b>42.38</b>
<b>Total investments:</b>	<b>76</b>

### Investment segmentation



## Are there any guarantees?

This fund is being offered under an insurance contract. It comes with guarantees that may protect your investment if the markets go down. The insurance cost for the guarantee is included in the investment management fee. For details, please refer to the information folder and contract.

## Who is this fund for?

A person who is investing for the longer term, seeking the growth potential of stocks and is comfortable with moderate risk. Since the fund invests in stocks its value is affected by stock prices, which can rise and fall in a short period of time.

## Notes

Effective October 2023, this fund's risk rating has changed from "Moderate to high" to "Moderate". No other changes were made to the segregated fund.

## How has the fund performed?

This section tells you how the fund has performed over the past 10 years, prior to the deduction of fees for a policyowner who chose the 75/75 guarantee policy. This option does not deduct a MER but you pay fees that you agree to in your fee agreement directly. These fees reduce returns. See the *Ongoing expenses* section below for details.

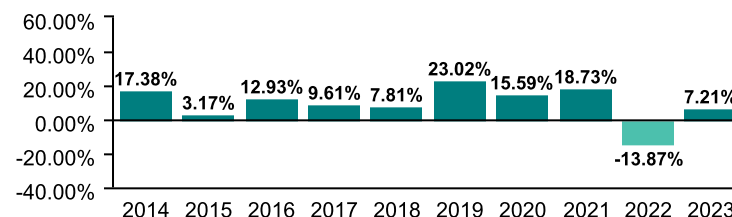
It's important to note that this doesn't tell you how the fund will perform in the future. Also, your actual return will depend on the guarantee policy you choose and your personal tax situation.

### Average return

A person who invested \$1,000 in the fund on December 31, 2013 would have \$2,519.64 on December 31, 2023. This works out to an average of 9.68% a year.

### Year-by-year returns (%)

This chart shows how the fund has performed in each of the past 10 years. In the past 10 years, the fund was up in value 9 years and down in value 1 year.



## How risky is it?

The risk rating for this fund is *Moderate*.



The value of your investments can go down. Please see the *Fund risks* section of the information folder for further details.

## Global Small-Mid Cap Growth

### How much does it cost?

The following table shows the fees and expenses you could pay to invest in or redeem units of the fund.

#### 1. Sales charges

Sales charge option	What you pay	How it works
Preferred series 2 FEL option	Up to 2% of the amount you invest.	<ul style="list-style-type: none"> <li>You and your financial security advisor determine the rate.</li> <li>The fee is deducted from the amount you invest. It is paid as a commission.</li> </ul>

#### 2. Ongoing expenses

Normally the MER includes the investment management fee, operating expenses and the cost for the guarantee. These fees are normally deducted from the fund. The preferred series 2 FEL option is only available if you pay fees by redeeming units from your policy. The preferred series 2 fee agreement shows the fees you pay. These fees reduce the return you get on your investment. The advisory and management service fee is negotiable and the fee ranges between 0.50% and 1.25%.

Available additional guarantee options are subject to the following fees. You have to pay for these as set out below. For details about how the guarantees work, please see the applicable section of your information folder and contract.

Guarantee policy	Death benefit guarantee reset option (%)	Maturity guarantee reset option (%)
<b>Maturity / death benefit (%)</b>	<b>Additional costs</b>	
75 / 75	n/a	n/a
75 / 100	0.21	n/a
100 / 100	0.21	0.27

#### Trailing commission

No trailing commission.

#### 3. Other fees

You may have to pay other fees when you redeem or switch units of the fund.

Fee	What you pay
Short-term trading fee	Up to 2% of the value of units you redeem or switch within 90 days of investing in the fund.
Switch fee	You may make up to 12 free switches in each calendar year and after that you may be charged a fee.

### What if I change my mind?

You can change your mind and cancel the segregated fund policy, the initial pre-authorized chequing premium or any lump-sum premium you apply to the policy by telling us in writing within two business days of the earlier of the date you received confirmation of the transaction or five business days after it is mailed to you.

Your cancellation request has to be in writing, which can include email or letter. The amount returned will be the lesser of the amount of the premium being cancelled or the value of the applicable units acquired on the day we process your request. The amount returned only applies to the specific transaction and will include a refund of any sales charges or other fees you paid.

#### For more information

The *Fund Facts* may not contain all the information you need. Please read the contract and the information folder or you may contact us at:

The Canada Life Assurance Company  
 255 Dufferin Avenue  
 London, ON N6A 4K1

Web - [www.canadalife.com](http://www.canadalife.com)

Email - On our website, please go to the "Contact Us" section

Telephone - 1-888-252-1847

## Science and Technology

**Quick facts:** Date fund available: May 14, 2012  
 Date fund created: November 5, 2001  
 Managed by: Mackenzie Investments

Total fund value: \$585,795,442  
 Portfolio turnover rate: 72.01%

Guarantee policy : Maturity / death benefit (%)	75 / 75			75 / 100			100 / 100		
	MER (%) <sup>1</sup>	NAV (\$) <sup>1</sup>	UOS <sup>1</sup>	MER (%) <sup>1</sup>	NAV (\$) <sup>1</sup>	UOS <sup>1</sup>	MER (%) <sup>1</sup>	NAV (\$) <sup>1</sup>	UOS <sup>1</sup>
Preferred series 2: FEL option <sup>1</sup>	--	98.91	62,246	--	98.91	53,591	--	98.90	352

The preferred series 2 does not have a MER as all fees and expenses are paid directly by you. See the section *Ongoing expenses* below for further details. The cost of owning this fund is set out in your fee agreement - see the *Fees and expenses* section of the information folder for more details and discuss with your financial security advisor.

<sup>1</sup> FEL - Front-end load  
 MER - Management expense ratio  
 NAV - Net asset value  
 UOS - Units outstanding

**Minimum investment**  
 •Non-registered, RRSP and TFSA policies: \$500 initial or pre-authorized chequing (PAC) of \$25  
 •RRIF policies: \$10,000 initial

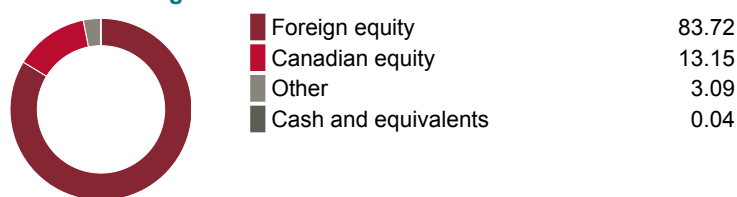
### What does the fund invest in?

This segregated fund invests primarily in the Canadian and U.S. science and technology companies.

#### Top 10 investments

	Assets %
Constellation Software Inc.	8.08
Alphabet Inc. Cl A	7.90
Microsoft Corp.	7.85
NVIDIA Corp.	7.42
Apple Inc.	7.25
Amazon.com Inc.	6.68
Roper Technologies Inc.	4.14
Synopsys, Inc.	3.38
ServiceNow Inc.	3.37
The Descartes Systems Group Inc.	2.84
<b>Total</b>	<b>58.89</b>
<b>Total investments:</b>	<b>29</b>

#### Investment segmentation



### Are there any guarantees?

This fund is being offered under an insurance contract. It comes with guarantees that may protect your investment if the markets go down. The insurance cost for the guarantee is included in the investment management fee. For details, please refer to the information folder and contract.

### Who is this fund for?

A person who is investing for the longer term, seeking the growth potential of Canadian and U.S. companies operating in the science and technology sector and is comfortable with moderate to high risk due to investing solely in this one economic sector.

### How has the fund performed?

This section tells you how the fund has performed over the past 10 years, prior to the deduction of fees for a policyowner who chose the 75/75 guarantee policy. This option does not deduct a MER but you pay fees that you agree to in your fee agreement directly. These fees reduce returns. See the *Ongoing expenses* section below for details.

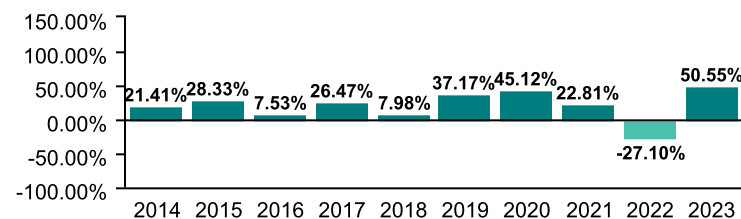
It's important to note that this doesn't tell you how the fund will perform in the future. Also, your actual return will depend on the guarantee policy you choose and your personal tax situation.

#### Average return

A person who invested \$1,000 in the fund on December 31, 2013 would have \$6,139.44 on December 31, 2023. This works out to an average of 19.90% a year.

#### Year-by-year returns (%)

This chart shows how the fund has performed in each of the past 10 years. In the past 10 years, the fund was up in value 9 years and down in value 1 year.



### How risky is it?

The risk rating for this fund is *Moderate to high*.



The value of your investments can go down. Please see the *Fund risks* section of the information folder for further details.

## Science and Technology

### How much does it cost?

The following table shows the fees and expenses you could pay to invest in or redeem units of the fund.

#### 1. Sales charges

Sales charge option	What you pay	How it works
Preferred series 2 FEL option	Up to 2% of the amount you invest.	<ul style="list-style-type: none"> <li>You and your financial security advisor determine the rate.</li> <li>The fee is deducted from the amount you invest. It is paid as a commission.</li> </ul>

#### 2. Ongoing expenses

Normally the MER includes the investment management fee, operating expenses and the cost for the guarantee. These fees are normally deducted from the fund. The preferred series 2 FEL option is only available if you pay fees by redeeming units from your policy. The preferred series 2 fee agreement shows the fees you pay. These fees reduce the return you get on your investment. The advisory and management service fee is negotiable and the fee ranges between 0.50% and 1.25%.

Available additional guarantee options are subject to the following fees. You have to pay for these as set out below. For details about how the guarantees work, please see the applicable section of your information folder and contract.

Guarantee policy	Death benefit guarantee reset option (%)	Maturity guarantee reset option (%)
<b>Maturity / death benefit (%)</b>	<b>Additional costs</b>	
75 / 75	n/a	n/a
75 / 100	0.21	n/a
100 / 100	0.21	0.27

#### Trailing commission

No trailing commission.

#### 3. Other fees

You may have to pay other fees when you redeem or switch units of the fund.

Fee	What you pay
Short-term trading fee	Up to 2% of the value of units you redeem or switch within 90 days of investing in the fund.
Switch fee	You may make up to 12 free switches in each calendar year and after that you may be charged a fee.

### What if I change my mind?

You can change your mind and cancel the segregated fund policy, the initial pre-authorized chequing premium or any lump-sum premium you apply to the policy by telling us in writing within two business days of the earlier of the date you received confirmation of the transaction or five business days after it is mailed to you.

Your cancellation request has to be in writing, which can include email or letter. The amount returned will be the lesser of the amount of the premium being cancelled or the value of the applicable units acquired on the day we process your request. The amount returned only applies to the specific transaction and will include a refund of any sales charges or other fees you paid.

#### For more information

The *Fund Facts* may not contain all the information you need. Please read the contract and the information folder or you may contact us at:

The Canada Life Assurance Company  
 255 Dufferin Avenue  
 London, ON N6A 4K1

Web - [www.canadalife.com](http://www.canadalife.com)

Email - On our website, please go to the "Contact Us" section

Telephone - 1-888-252-1847

# Global Equity Profile

**Quick facts:** Date fund available: May 14, 2012  
 Date fund created: November 5, 2001  
 Managed by: Canada Life Investment Management Ltd.

Total fund value: \$60,035,461  
 Portfolio turnover rate: 0.51%

Guarantee policy : Maturity / death benefit (%)	75 / 75			75 / 100			100 / 100		
	MER (%) <sup>1</sup>	NAV (\$) <sup>1</sup>	UOS <sup>1</sup>	MER (%) <sup>1</sup>	NAV (\$) <sup>1</sup>	UOS <sup>1</sup>	MER (%) <sup>1</sup>	NAV (\$) <sup>1</sup>	UOS <sup>1</sup>
Preferred series 2: FEL option <sup>1</sup>	--	37.00	53,571	--	37.01	90,660	--	--	--

The preferred series 2 does not have a MER as all fees and expenses are paid directly by you. See the section *Ongoing expenses* below for further details. The cost of owning this fund is set out in your fee agreement - see the *Fees and expenses* section of the information folder for more details and discuss with your financial security advisor.

<sup>1</sup> FEL - Front-end load  
 MER - Management expense ratio  
 NAV - Net asset value  
 UOS - Units outstanding

**Minimum investment**  
 •Non-registered, RRSP and TFSA policies: \$500 initial or pre-authorized chequing (PAC) of \$25  
 •RRIF policies: \$10,000 initial

## What does the fund invest in?

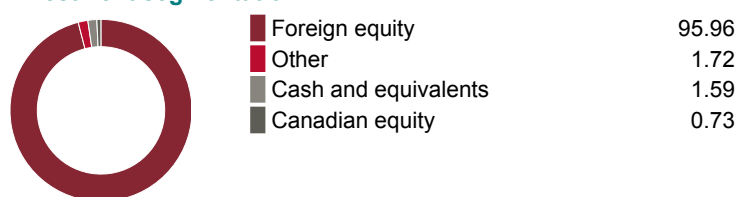
This segregated fund, through investments in other funds, invests primarily in foreign stocks. It targets an asset mix of 100 per cent stocks.

### Top 10 investments

	Assets %
American Growth	16.45
U.S. Growth	16.35
U.S. Value Stock	12.02
International Equity (Setanta)	9.04
International Opportunity (JPMorgan)	9.03
Global Small Cap (Mackenzie)	7.02
Emerging Markets (Mackenzie)	5.04
Emerging Markets	5.03
Global Dividend	5.01
Global Stock	5.01
<b>Total</b>	<b>90.00</b>

**Total investments:** 12

### Investment segmentation



## How has the fund performed?

This section tells you how the fund has performed over the past 10 years, prior to the deduction of fees for a policyowner who chose the 75/75 guarantee policy. This option does not deduct a MER but you pay fees that you agree to in your fee agreement directly. These fees reduce returns. See the *Ongoing expenses* section below for details.

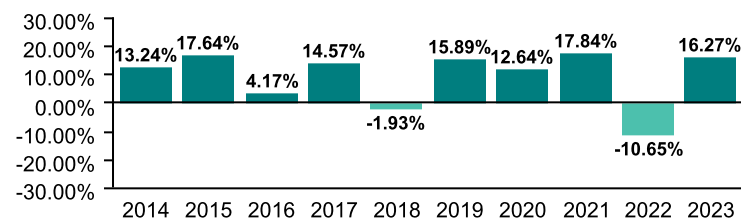
It's important to note that this doesn't tell you how the fund will perform in the future. Also, your actual return will depend on the guarantee policy you choose and your personal tax situation.

### Average return

A person who invested \$1,000 in the fund on December 31, 2013 would have \$2,491.86 on December 31, 2023. This works out to an average of 9.56% a year.

### Year-by-year returns (%)

This chart shows how the fund has performed in each of the past 10 years. In the past 10 years, the fund was up in value 8 years and down in value 2 years.



## Are there any guarantees?

This fund is being offered under an insurance contract. It comes with guarantees that may protect your investment if the markets go down. The insurance cost for the guarantee is included in the investment management fee. For details, please refer to the information folder and contract.

## Who is this fund for?

A person who is investing for the longer term, wants exposure to multi-managers in one fund with a target of 100 per cent invested in foreign equities and is comfortable with moderate risk.

## How risky is it?

The risk rating for this fund is *Moderate*.



The value of your investments can go down. Please see the *Fund risks* section of the information folder for further details.

## Global Equity Profile

### How much does it cost?

The following table shows the fees and expenses you could pay to invest in or redeem units of the fund.

#### 1. Sales charges

Sales charge option	What you pay	How it works
Preferred series 2 FEL option	Up to 2% of the amount you invest.	<ul style="list-style-type: none"> <li>You and your financial security advisor determine the rate.</li> <li>The fee is deducted from the amount you invest. It is paid as a commission.</li> </ul>

#### 2. Ongoing expenses

Normally the MER includes the investment management fee, operating expenses and the cost for the guarantee. These fees are normally deducted from the fund. The preferred series 2 FEL option is only available if you pay fees by redeeming units from your policy. The preferred series 2 fee agreement shows the fees you pay. These fees reduce the return you get on your investment. The advisory and management service fee is negotiable and the fee ranges between 0.50% and 1.25%.

Available additional guarantee options are subject to the following fees. You have to pay for these as set out below. For details about how the guarantees work, please see the applicable section of your information folder and contract.

Guarantee policy	Death benefit guarantee reset option (%)	Maturity guarantee reset option (%)
<b>Maturity / death benefit (%)</b>	<b>Additional costs</b>	
75 / 75	n/a	n/a
75 / 100	0.21	n/a
100 / 100	0.21	0.27

#### Trailing commission

No trailing commission.

#### 3. Other fees

You may have to pay other fees when you redeem or switch units of the fund.

Fee	What you pay
Short-term trading fee	Up to 2% of the value of units you redeem or switch within 90 days of investing in the fund.
Switch fee	You may make up to 12 free switches in each calendar year and after that you may be charged a fee.

### What if I change my mind?

You can change your mind and cancel the segregated fund policy, the initial pre-authorized chequing premium or any lump-sum premium you apply to the policy by telling us in writing within two business days of the earlier of the date you received confirmation of the transaction or five business days after it is mailed to you.

Your cancellation request has to be in writing, which can include email or letter. The amount returned will be the lesser of the amount of the premium being cancelled or the value of the applicable units acquired on the day we process your request. The amount returned only applies to the specific transaction and will include a refund of any sales charges or other fees you paid.

#### For more information

The *Fund Facts* may not contain all the information you need. Please read the contract and the information folder or you may contact us at:

The Canada Life Assurance Company  
 255 Dufferin Avenue  
 London, ON N6A 4K1

Web - [www.canadalife.com](http://www.canadalife.com)

Email - On our website, please go to the "Contact Us" section

Telephone - 1-888-252-1847

# Global Low Volatility

**Quick facts:** Date fund available: May 14, 2012  
 Date fund created: July 27, 1998  
 Managed by: Irish Life Investment Managers Limited

Total fund value: \$253,501,772  
 Portfolio turnover rate: 47.02%

Guarantee policy : Maturity / death benefit (%)	75 / 75			75 / 100			100 / 100		
	MER (%) <sup>1</sup>	NAV (\$) <sup>1</sup>	UOS <sup>1</sup>	MER (%) <sup>1</sup>	NAV (\$) <sup>1</sup>	UOS <sup>1</sup>	MER (%) <sup>1</sup>	NAV (\$) <sup>1</sup>	UOS <sup>1</sup>
Preferred series 2: FEL option <sup>1</sup>	--	31.84	2,380	--	31.84	3,723	--	--	--

The preferred series 2 does not have a MER as all fees and expenses are paid directly by you. See the section *Ongoing expenses* below for further details. The cost of owning this fund is set out in your fee agreement - see the *Fees and expenses* section of the information folder for more details and discuss with your financial security advisor.

<sup>1</sup> FEL - Front-end load  
 MER - Management expense ratio  
 NAV - Net asset value  
 UOS - Units outstanding

**Minimum investment**  
 •Non-registered, RRSP and TFSA policies: \$500 initial or pre-authorized chequing (PAC) of \$25  
 •RRIF policies: \$10,000 initial

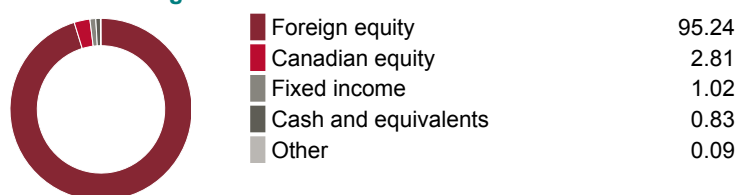
## What does the fund invest in?

This segregated fund invests primarily in stock of companies anywhere in the world with a focus on those companies and/or sectors that are believed to likely have lower sensitivity to broader market movements.

### Top 10 investments

	Assets %
Apple Inc.	2.57
Microsoft Corp.	2.26
Henkel AG & Co. KGaA	2.05
Regions Financial Corp.	1.45
Home Depot Inc.	1.36
Manulife Financial Corporation	1.35
CVS Health Corp.	1.33
Texas Instruments Inc.	1.32
Alphabet Inc. CIA	1.32
Cognizant Technology Solutions Corporation CIA	1.30
<b>Total</b>	<b>16.29</b>
<b>Total investments:</b>	<b>4501</b>

### Investment segmentation



## Are there any guarantees?

This fund is being offered under an insurance contract. It comes with guarantees that may protect your investment if the markets go down. The insurance cost for the guarantee is included in the investment management fee. For details, please refer to the information folder and contract.

## Who is this fund for?

A person who is investing for the longer term, seeking the growth potential of global stocks and is comfortable with low to moderate risk. Since the fund invests in stocks its value is affected by stock prices, which can rise and fall in a short period of time.

## Notes

Effective October 2023, this fund's risk rating has changed from "Moderate" to "Low to moderate". In November 2016 Irish Life Investment Management Limited assumed portfolio management responsibilities from Mackenzie Investments. With this change the segregated fund changed from investing primarily in stocks of North American companies to investing primarily in stocks of companies anywhere in the world. The performance before that date was achieved under the previous manager and investment objective. No other changes were made to the segregated fund.

## How has the fund performed?

This section tells you how the fund has performed over the past 10 years, prior to the deduction of fees for a policyowner who chose the 75/75 guarantee policy. This option does not deduct a MER but you pay fees that you agree to in your fee agreement directly. These fees reduce returns. See the *Ongoing expenses* section below for details.

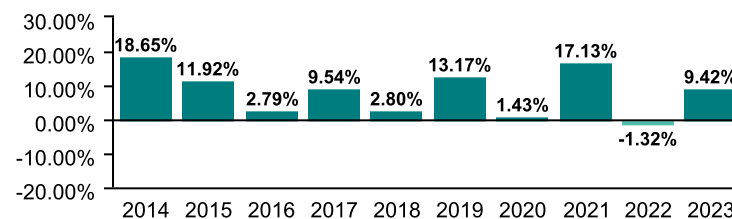
It's important to note that this doesn't tell you how the fund will perform in the future. Also, your actual return will depend on the guarantee policy you choose and your personal tax situation.

### Average return

A person who invested \$1,000 in the fund on December 31, 2013 would have \$2,231.56 on December 31, 2023. This works out to an average of 8.36% a year.

### Year-by-year returns (%)

This chart shows how the fund has performed in each of the past 10 years. In the past 10 years, the fund was up in value 9 years and down in value 1 year.



## How risky is it?

The risk rating for this fund is *Low to moderate*.



The value of your investments can go down. Please see the *Fund risks* section of the information folder for further details.

## Global Low Volatility

### How much does it cost?

The following table shows the fees and expenses you could pay to invest in or redeem units of the fund.

#### 1. Sales charges

Sales charge option	What you pay	How it works
Preferred series 2 FEL option	Up to 2% of the amount you invest.	<ul style="list-style-type: none"> <li>You and your financial security advisor determine the rate.</li> <li>The fee is deducted from the amount you invest. It is paid as a commission.</li> </ul>

#### 2. Ongoing expenses

Normally the MER includes the investment management fee, operating expenses and the cost for the guarantee. These fees are normally deducted from the fund. The preferred series 2 FEL option is only available if you pay fees by redeeming units from your policy. The preferred series 2 fee agreement shows the fees you pay. These fees reduce the return you get on your investment. The advisory and management service fee is negotiable and the fee ranges between 0.50% and 1.25%.

Available additional guarantee options are subject to the following fees. You have to pay for these as set out below. For details about how the guarantees work, please see the applicable section of your information folder and contract.

Guarantee policy	Death benefit guarantee reset option (%)	Maturity guarantee reset option (%)
<b>Maturity / death benefit (%)</b>	<b>Additional costs</b>	
75 / 75	n/a	n/a
75 / 100	0.11	n/a
100 / 100	0.11	0.21

#### Trailing commission

No trailing commission.

#### 3. Other fees

You may have to pay other fees when you redeem or switch units of the fund.

Fee	What you pay
Short-term trading fee	Up to 2% of the value of units you redeem or switch within 90 days of investing in the fund.
Switch fee	You may make up to 12 free switches in each calendar year and after that you may be charged a fee.

### What if I change my mind?

You can change your mind and cancel the segregated fund policy, the initial pre-authorized chequing premium or any lump-sum premium you apply to the policy by telling us in writing within two business days of the earlier of the date you received confirmation of the transaction or five business days after it is mailed to you.

Your cancellation request has to be in writing, which can include email or letter. The amount returned will be the lesser of the amount of the premium being cancelled or the value of the applicable units acquired on the day we process your request. The amount returned only applies to the specific transaction and will include a refund of any sales charges or other fees you paid.

#### For more information

The *Fund Facts* may not contain all the information you need. Please read the contract and the information folder or you may contact us at:

The Canada Life Assurance Company  
 255 Dufferin Avenue  
 London, ON N6A 4K1

Web - [www.canadalife.com](http://www.canadalife.com)

Email - On our website, please go to the "Contact Us" section

Telephone - 1-888-252-1847



## Foreign Equity

**Quick facts:** Date fund available: May 14, 2012  
 Date fund created: November 5, 2001  
 Managed by: Mackenzie Investments

Total fund value: \$818,987,149  
 Portfolio turnover rate: 1.17%

Guarantee policy : Maturity / death benefit (%)	75 / 75			75 / 100			100 / 100		
	MER (%) <sup>1</sup>	NAV (\$) <sup>1</sup>	UOS <sup>1</sup>	MER (%) <sup>1</sup>	NAV (\$) <sup>1</sup>	UOS <sup>1</sup>	MER (%) <sup>1</sup>	NAV (\$) <sup>1</sup>	UOS <sup>1</sup>
Preferred series 2: FEL option <sup>1</sup>	--	31.29	154,034	--	31.29	351,162	--	31.29	8,981

The preferred series 2 does not have a MER as all fees and expenses are paid directly by you. See the section *Ongoing expenses* below for further details. The cost of owning this fund is set out in your fee agreement - see the *Fees and expenses* section of the information folder for more details and discuss with your financial security advisor.

<sup>1</sup> FEL - Front-end load  
 MER - Management expense ratio  
 NAV - Net asset value  
 UOS - Units outstanding

**Minimum investment**

•Non-registered, RRSP and TFSA policies: \$500 initial or pre-authorized chequing (PAC) of \$25  
 •RRIF policies: \$10,000 initial

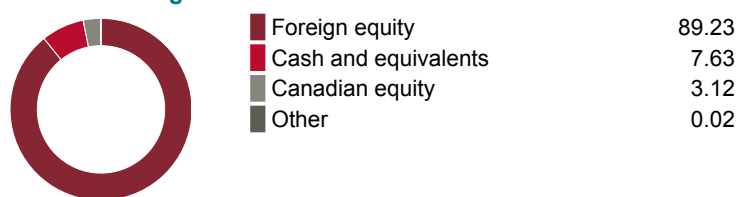
### What does the fund invest in?

This segregated fund invests primarily in stocks worldwide currently through the Canada Life Foreign Equity mutual fund.

#### Top 10 investments (of the underlying fund)

	Assets %
Danaher Corp.	4.28
Colgate-Palmolive Co.	3.60
Alphabet Inc. Cl A	3.15
Brookfield Corporation VtgCl A	3.12
Berkshire Hathaway Inc. Cl B New	3.05
Johnson & Johnson	3.00
Reckitt Benckiser Group PLC Shs	2.85
Compass Group PLC Ord Gbp0.1105	2.80
Seven & i Holdings Co. Ltd. Shs	2.75
Grainger (W.W.) Inc.	2.70
<b>Total</b>	<b>31.31</b>
<b>Total investments:</b>	<b>46</b>

#### Investment segmentation



### Are there any guarantees?

This fund is being offered under an insurance contract. It comes with guarantees that may protect your investment if the markets go down. The insurance cost for the guarantee is included in the investment management fee. For details, please refer to the information folder and contract.

### Who is this fund for?

A person who is investing for the longer term, seeking the growth potential of foreign stocks and is comfortable with low to moderate risk. Since the fund invests in stocks its value is affected by stock prices, which can rise and fall in a short period of time.

### Notes

Effective October 2023, this fund's risk rating has changed from "Moderate" to "Low to moderate". No other changes were made to the segregated fund.

### How has the fund performed?

This section tells you how the fund has performed over the past 10 years, prior to the deduction of fees for a policyowner who chose the 75/75 guarantee policy. This option does not deduct a MER but you pay fees that you agree to in your fee agreement directly. These fees reduce returns. See the *Ongoing expenses* section below for details.

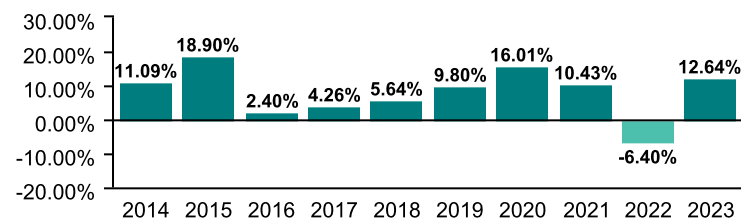
It's important to note that this doesn't tell you how the fund will perform in the future. Also, your actual return will depend on the guarantee policy you choose and your personal tax situation.

#### Average return

A person who invested \$1,000 in the fund on December 31, 2013 would have \$2,209.14 on December 31, 2023. This works out to an average of 8.25% a year.

#### Year-by-year returns (%)

This chart shows how the fund has performed in each of the past 10 years. In the past 10 years, the fund was up in value 9 years and down in value 1 year.



### How risky is it?

The risk rating for this fund is *Low to moderate*.



The value of your investments can go down. Please see the *Fund risks* section of the information folder for further details.

## Foreign Equity

### How much does it cost?

The following table shows the fees and expenses you could pay to invest in or redeem units of the fund.

#### 1. Sales charges

Sales charge option	What you pay	How it works
Preferred series 2 FEL option	Up to 2% of the amount you invest.	<ul style="list-style-type: none"> <li>You and your financial security advisor determine the rate.</li> <li>The fee is deducted from the amount you invest. It is paid as a commission.</li> </ul>

#### 2. Ongoing expenses

Normally the MER includes the investment management fee, operating expenses and the cost for the guarantee. These fees are normally deducted from the fund. The preferred series 2 FEL option is only available if you pay fees by redeeming units from your policy. The preferred series 2 fee agreement shows the fees you pay. These fees reduce the return you get on your investment. The advisory and management service fee is negotiable and the fee ranges between 0.50% and 1.25%.

Available additional guarantee options are subject to the following fees. You have to pay for these as set out below. For details about how the guarantees work, please see the applicable section of your information folder and contract.

Guarantee policy	Death benefit guarantee reset option (%)	Maturity guarantee reset option (%)
<b>Maturity / death benefit (%)</b>	<b>Additional costs</b>	
75 / 75	n/a	n/a
75 / 100	0.21	n/a
100 / 100	0.21	0.27

#### Trailing commission

No trailing commission.

#### 3. Other fees

You may have to pay other fees when you redeem or switch units of the fund.

Fee	What you pay
Short-term trading fee	Up to 2% of the value of units you redeem or switch within 90 days of investing in the fund.
Switch fee	You may make up to 12 free switches in each calendar year and after that you may be charged a fee.

### What if I change my mind?

You can change your mind and cancel the segregated fund policy, the initial pre-authorized chequing premium or any lump-sum premium you apply to the policy by telling us in writing within two business days of the earlier of the date you received confirmation of the transaction or five business days after it is mailed to you.

Your cancellation request has to be in writing, which can include email or letter. The amount returned will be the lesser of the amount of the premium being cancelled or the value of the applicable units acquired on the day we process your request. The amount returned only applies to the specific transaction and will include a refund of any sales charges or other fees you paid.

#### For more information

The *Fund Facts* may not contain all the information you need. Please read the contract and the information folder or you may contact us at:

The Canada Life Assurance Company  
 255 Dufferin Avenue  
 London, ON N6A 4K1

Web - [www.canadalife.com](http://www.canadalife.com)

Email - On our website, please go to the "Contact Us" section

Telephone - 1-888-252-1847

# Global Stock

**Quick facts:** Date fund available: May 14, 2012  
 Date fund created: July 27, 1998  
 Managed by: Putnam Investments Canada ULC

Total fund value: \$219,155,090  
 Portfolio turnover rate: 18.19%

Guarantee policy : Maturity / death benefit (%)	75 / 75			75 / 100			100 / 100		
	MER (%) <sup>1</sup>	NAV (\$) <sup>1</sup>	UOS <sup>1</sup>	MER (%) <sup>1</sup>	NAV (\$) <sup>1</sup>	UOS <sup>1</sup>	MER (%) <sup>1</sup>	NAV (\$) <sup>1</sup>	UOS <sup>1</sup>
Preferred series 2: FEL option <sup>1</sup>	--	35.82	36,509	--	35.82	22,260	--	--	--

The preferred series 2 does not have a MER as all fees and expenses are paid directly by you. See the section *Ongoing expenses* below for further details. The cost of owning this fund is set out in your fee agreement - see the *Fees and expenses* section of the information folder for more details and discuss with your financial security advisor.

<sup>1</sup> FEL - Front-end load  
 MER - Management expense ratio  
 NAV - Net asset value  
 UOS - Units outstanding

**Minimum investment**  
 •Non-registered, RRSP and TFSA policies: \$500 initial or pre-authorized chequing (PAC) of \$25  
 •RRIF policies: \$10,000 initial

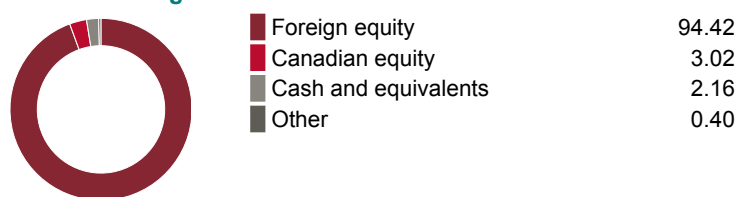
## What does the fund invest in?

This segregated fund invests primarily in stocks anywhere in the world.

### Top 10 investments

	Assets %
Microsoft Corp.	4.96
Apple Inc.	4.01
Amazon.com Inc.	3.31
NVIDIA Corp.	3.16
Visa Inc. Com Cl A	2.59
Walmart Inc.	2.48
Boston Scientific Corp.	2.40
Eli Lilly & Co.	2.27
Ingersoll Rand Inc.	2.18
Constellation Software Inc.	2.15
<b>Total</b>	<b>29.51</b>
<b>Total investments:</b>	<b>71</b>

### Investment segmentation



## Are there any guarantees?

This fund is being offered under an insurance contract. It comes with guarantees that may protect your investment if the markets go down. The insurance cost for the guarantee is included in the investment management fee. For details, please refer to the information folder and contract.

## Who is this fund for?

A person who is investing for the longer term, seeking the growth potential of foreign stocks and is comfortable with moderate risk. Since the fund invests in stocks its value is affected by stock prices, which can rise and fall in a short period of time.

## Notes

In September 2014 Putnam Investments Canada ULC assumed portfolio management responsibilities from GLC Asset Management Group Ltd. The performance before that date was achieved under the previous investment manager. No other changes were made to the segregated fund.

## How has the fund performed?

This section tells you how the fund has performed over the past 10 years, prior to the deduction of fees for a policyowner who chose the 75/75 guarantee policy. This option does not deduct a MER but you pay fees that you agree to in your fee agreement directly. These fees reduce returns. See the *Ongoing expenses* section below for details.

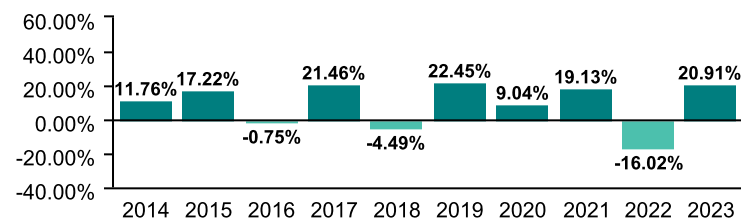
It's important to note that this doesn't tell you how the fund will perform in the future. Also, your actual return will depend on the guarantee policy you choose and your personal tax situation.

### Average return

A person who invested \$1,000 in the fund on December 31, 2013 would have \$2,436.26 on December 31, 2023. This works out to an average of 9.31% a year.

### Year-by-year returns (%)

This chart shows how the fund has performed in each of the past 10 years. In the past 10 years, the fund was up in value 7 years and down in value 3 years.



## How risky is it?

The risk rating for this fund is *Moderate*.



The value of your investments can go down. Please see the *Fund risks* section of the information folder for further details.

## Global Stock

### How much does it cost?

The following table shows the fees and expenses you could pay to invest in or redeem units of the fund.

#### 1. Sales charges

Sales charge option	What you pay	How it works
Preferred series 2 FEL option	Up to 2% of the amount you invest.	<ul style="list-style-type: none"> <li>You and your financial security advisor determine the rate.</li> <li>The fee is deducted from the amount you invest. It is paid as a commission.</li> </ul>

#### 2. Ongoing expenses

Normally the MER includes the investment management fee, operating expenses and the cost for the guarantee. These fees are normally deducted from the fund. The preferred series 2 FEL option is only available if you pay fees by redeeming units from your policy. The preferred series 2 fee agreement shows the fees you pay. These fees reduce the return you get on your investment. The advisory and management service fee is negotiable and the fee ranges between 0.50% and 1.25%.

Available additional guarantee options are subject to the following fees. You have to pay for these as set out below. For details about how the guarantees work, please see the applicable section of your information folder and contract.

Guarantee policy	Death benefit guarantee reset option (%)	Maturity guarantee reset option (%)
<b>Maturity / death benefit (%)</b>	<b>Additional costs</b>	
75 / 75	n/a	n/a
75 / 100	0.21	n/a
100 / 100	0.21	0.27

#### Trailing commission

No trailing commission.

#### 3. Other fees

You may have to pay other fees when you redeem or switch units of the fund.

Fee	What you pay
Short-term trading fee	Up to 2% of the value of units you redeem or switch within 90 days of investing in the fund.
Switch fee	You may make up to 12 free switches in each calendar year and after that you may be charged a fee.

### What if I change my mind?

You can change your mind and cancel the segregated fund policy, the initial pre-authorized chequing premium or any lump-sum premium you apply to the policy by telling us in writing within two business days of the earlier of the date you received confirmation of the transaction or five business days after it is mailed to you.

Your cancellation request has to be in writing, which can include email or letter. The amount returned will be the lesser of the amount of the premium being cancelled or the value of the applicable units acquired on the day we process your request. The amount returned only applies to the specific transaction and will include a refund of any sales charges or other fees you paid.

#### For more information

The *Fund Facts* may not contain all the information you need. Please read the contract and the information folder or you may contact us at:

The Canada Life Assurance Company  
 255 Dufferin Avenue  
 London, ON N6A 4K1

Web - [www.canadalife.com](http://www.canadalife.com)

Email - On our website, please go to the "Contact Us" section

Telephone - 1-888-252-1847

# Global Growth Opportunities

**Quick facts:** Date fund available: May 14, 2012  
 Date fund created: July 27, 1998  
 Managed by: Mackenzie Investments

Total fund value: \$150,745,044  
 Portfolio turnover rate: 1.45%

Guarantee policy : Maturity / death benefit (%)	75 / 75			75 / 100			100 / 100		
	MER (%) <sup>1</sup>	NAV (\$) <sup>1</sup>	UOS <sup>1</sup>	MER (%) <sup>1</sup>	NAV (\$) <sup>1</sup>	UOS <sup>1</sup>	MER (%) <sup>1</sup>	NAV (\$) <sup>1</sup>	UOS <sup>1</sup>
Preferred series 2: FEL option <sup>1</sup>	--	43.85	46,059	--	43.85	134,264	--	43.85	7,854

The preferred series 2 does not have a MER as all fees and expenses are paid directly by you. See the section *Ongoing expenses* below for further details. The cost of owning this fund is set out in your fee agreement - see the *Fees and expenses* section of the information folder for more details and discuss with your financial security advisor.

<sup>1</sup> FEL - Front-end load  
 MER - Management expense ratio  
 NAV - Net asset value  
 UOS - Units outstanding

**Minimum investment**  
 •Non-registered, RRSP and TFSA policies: \$500 initial or pre-authorized chequing (PAC) of \$25  
 •RRIF policies: \$10,000 initial

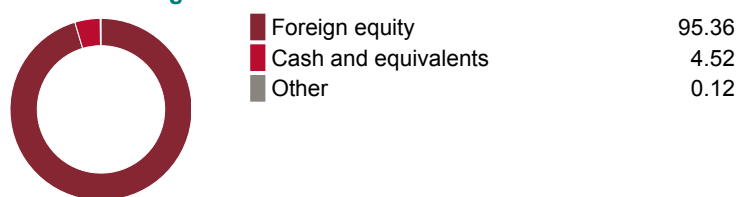
## What does the fund invest in?

This segregated fund invests primarily in stocks worldwide currently through the Canada Life Global Growth Opportunities mutual fund.

### Top 10 investments (of the underlying fund)

	Assets %
Schneider Electric S.E. Shs	4.23
Microsoft Corp.	4.19
Roper Technologies Inc.	4.04
Accenture PLCClass A	3.68
Linde PLC Shs	3.68
Aon PLCCI A	3.62
Alcon Inc. ADR Act Nom	3.31
S&P Global Inc.	3.04
Thermo Fisher Scientific Inc.	2.95
Apple Inc.	2.93
<b>Total</b>	<b>35.68</b>
<b>Total investments:</b>	<b>42</b>

### Investment segmentation



## Are there any guarantees?

This fund is being offered under an insurance contract. It comes with guarantees that may protect your investment if the markets go down. The insurance cost for the guarantee is included in the investment management fee. For details, please refer to the information folder and contract.

## Who is this fund for?

A person who is investing for the longer term, seeking the growth potential of foreign stocks and is comfortable with moderate risk. Since the fund invests in stocks its value is affected by stock prices, which can rise and fall in a short period of time.

## How has the fund performed?

This section tells you how the fund has performed over the past 10 years, prior to the deduction of fees for a policyowner who chose the 75/75 guarantee policy. This option does not deduct a MER but you pay fees that you agree to in your fee agreement directly. These fees reduce returns. See the *Ongoing expenses* section below for details.

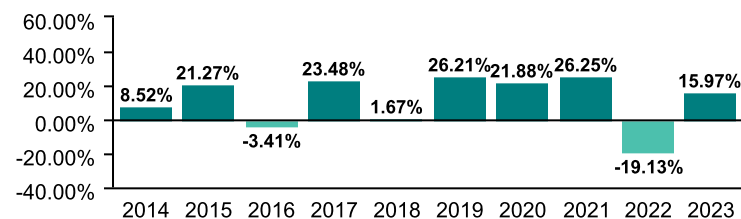
It's important to note that this doesn't tell you how the fund will perform in the future. Also, your actual return will depend on the guarantee policy you choose and your personal tax situation.

### Average return

A person who invested \$1,000 in the fund on December 31, 2013 would have \$2,906.53 on December 31, 2023. This works out to an average of 11.26% a year.

### Year-by-year returns (%)

This chart shows how the fund has performed in each of the past 10 years. In the past 10 years, the fund was up in value 8 years and down in value 2 years.



## How risky is it?

The risk rating for this fund is *Moderate*.



The value of your investments can go down. Please see the *Fund risks* section of the information folder for further details.

## Global Growth Opportunities

### How much does it cost?

The following table shows the fees and expenses you could pay to invest in or redeem units of the fund.

#### 1. Sales charges

Sales charge option	What you pay	How it works
Preferred series 2 FEL option	Up to 2% of the amount you invest.	<ul style="list-style-type: none"> <li>You and your financial security advisor determine the rate.</li> <li>The fee is deducted from the amount you invest. It is paid as a commission.</li> </ul>

#### 2. Ongoing expenses

Normally the MER includes the investment management fee, operating expenses and the cost for the guarantee. These fees are normally deducted from the fund. The preferred series 2 FEL option is only available if you pay fees by redeeming units from your policy. The preferred series 2 fee agreement shows the fees you pay. These fees reduce the return you get on your investment. The advisory and management service fee is negotiable and the fee ranges between 0.50% and 1.25%.

Available additional guarantee options are subject to the following fees. You have to pay for these as set out below. For details about how the guarantees work, please see the applicable section of your information folder and contract.

Guarantee policy	Death benefit guarantee reset option (%)	Maturity guarantee reset option (%)
<b>Maturity / death benefit (%)</b>	<b>Additional costs</b>	
75 / 75	n/a	n/a
75 / 100	0.21	n/a
100 / 100	0.21	0.27

#### Trailing commission

No trailing commission.

#### 3. Other fees

You may have to pay other fees when you redeem or switch units of the fund.

Fee	What you pay
Short-term trading fee	Up to 2% of the value of units you redeem or switch within 90 days of investing in the fund.
Switch fee	You may make up to 12 free switches in each calendar year and after that you may be charged a fee.

### What if I change my mind?

You can change your mind and cancel the segregated fund policy, the initial pre-authorized chequing premium or any lump-sum premium you apply to the policy by telling us in writing within two business days of the earlier of the date you received confirmation of the transaction or five business days after it is mailed to you.

Your cancellation request has to be in writing, which can include email or letter. The amount returned will be the lesser of the amount of the premium being cancelled or the value of the applicable units acquired on the day we process your request. The amount returned only applies to the specific transaction and will include a refund of any sales charges or other fees you paid.

#### For more information

The *Fund Facts* may not contain all the information you need. Please read the contract and the information folder or you may contact us at:

The Canada Life Assurance Company

255 Dufferin Avenue

London, ON N6A 4K1

Web - [www.canadalife.com](http://www.canadalife.com)

Email - On our website, please go to the "Contact Us" section

Telephone - 1-888-252-1847

# Global All Cap Equity

**Quick facts:** Date fund available: September 4, 2018  
 Date fund created: September 4, 2018  
 Managed by: Setanta Asset Management Limited

Total fund value: \$502,015,701  
 Portfolio turnover rate: 13.58%

Guarantee policy : Maturity / death benefit (%)	75 / 75			75 / 100			100 / 100		
	MER (%) <sup>1</sup>	NAV (\$) <sup>1</sup>	UOS <sup>1</sup>	MER (%) <sup>1</sup>	NAV (\$) <sup>1</sup>	UOS <sup>1</sup>	MER (%) <sup>1</sup>	NAV (\$) <sup>1</sup>	UOS <sup>1</sup>
Preferred series 2: FEL option <sup>1</sup>	--	--	--	--	14.00	23,255	--	--	--

The preferred series 2 does not have a MER as all fees and expenses are paid directly by you. See the section *Ongoing expenses* below for further details. The cost of owning this fund is set out in your fee agreement - see the *Fees and expenses* section of the information folder for more details and discuss with your financial security advisor.

<sup>1</sup> FEL - Front-end load  
 MER - Management expense ratio  
 NAV - Net asset value  
 UOS - Units outstanding

**Minimum investment**  
 •Non-registered, RRSP and TFSA policies: \$500 initial or pre-authorized chequing (PAC) of \$25  
 •RRIF policies: \$10,000 initial

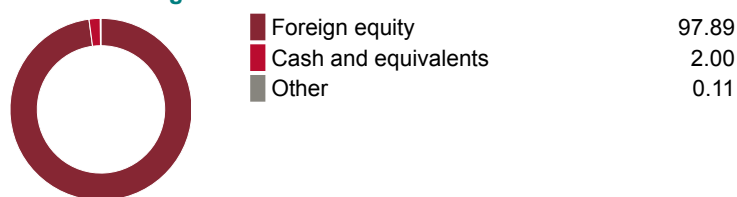
## What does the fund invest in?

This segregated fund invests primarily in stocks anywhere in the world.

### Top 10 investments

	Assets %
Microsoft Corp.	4.65
Berkshire Hathaway Inc. Cl B New	3.91
Oracle Corp.	3.14
Alphabet Inc. Cl A	3.11
Booking Holdings Inc.	3.10
Costco Wholesale Corp.	3.09
Samsung Electronics Co. Ltd. Samsungelectronics	2.89
S&P Global Inc.	2.21
DCC plc Shs	2.08
McDonald's Corp.	2.03
<b>Total</b>	<b>30.21</b>
<b>Total investments:</b>	<b>78</b>

### Investment segmentation



## Are there any guarantees?

This fund is being offered under an insurance contract. It comes with guarantees that may protect your investment if the markets go down. The insurance cost for the guarantee is included in the investment management fee. For details, please refer to the information folder and contract.

## Who is this fund for?

A person who is investing for the longer term, seeking the growth potential of foreign stocks and is comfortable with moderate risk. Since the fund invests in stocks its value is affected by stock prices, which can rise and fall in a short period of time.

## How has the fund performed?

This section tells you how the fund has performed over the past 5 years, prior to the deduction of fees for a policyowner who chose the 75/75 guarantee policy. This option does not deduct a MER but you pay fees that you agree to in your fee agreement directly. These fees reduce returns. See the *Ongoing expenses* section below for details.

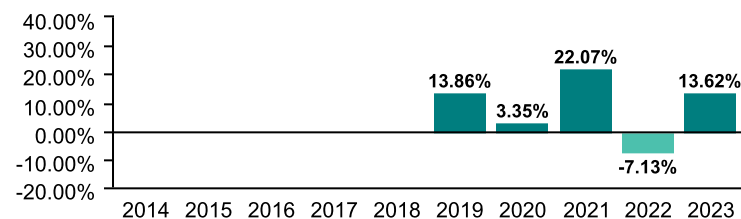
It's important to note that this doesn't tell you how the fund will perform in the future. Also, your actual return will depend on the guarantee policy you choose and your personal tax situation.

### Average return

A person who invested \$1,000 in the fund on September 4, 2018 would have \$1,401.36 on December 31, 2023. This works out to an average of 6.55% a year.

### Year-by-year returns (%)

This chart shows how the fund has performed in each of the past 5 years. In the past 5 years, the fund was up in value 4 years and down in value 1 year.



## How risky is it?

The risk rating for this fund is *Moderate*.



The value of your investments can go down. Please see the *Fund risks* section of the information folder for further details.

## Global All Cap Equity

### How much does it cost?

The following table shows the fees and expenses you could pay to invest in or redeem units of the fund.

#### 1. Sales charges

Sales charge option	What you pay	How it works
Preferred series 2 FEL option	Up to 2% of the amount you invest.	<ul style="list-style-type: none"> <li>You and your financial security advisor determine the rate.</li> <li>The fee is deducted from the amount you invest. It is paid as a commission.</li> </ul>

#### 2. Ongoing expenses

Normally the MER includes the investment management fee, operating expenses and the cost for the guarantee. These fees are normally deducted from the fund. The preferred series 2 FEL option is only available if you pay fees by redeeming units from your policy. The preferred series 2 fee agreement shows the fees you pay. These fees reduce the return you get on your investment. The advisory and management service fee is negotiable and the fee ranges between 0.50% and 1.25%.

Available additional guarantee options are subject to the following fees. You have to pay for these as set out below. For details about how the guarantees work, please see the applicable section of your information folder and contract.

Guarantee policy	Death benefit guarantee reset option (%)	Maturity guarantee reset option (%)
<b>Maturity / death benefit (%)</b>	<b>Additional costs</b>	
75 / 75	n/a	n/a
75 / 100	0.21	n/a
100 / 100	0.21	0.27

#### Trailing commission

No trailing commission.

#### 3. Other fees

You may have to pay other fees when you redeem or switch units of the fund.

Fee	What you pay
Short-term trading fee	Up to 2% of the value of units you redeem or switch within 90 days of investing in the fund.
Switch fee	You may make up to 12 free switches in each calendar year and after that you may be charged a fee.

### What if I change my mind?

You can change your mind and cancel the segregated fund policy, the initial pre-authorized chequing premium or any lump-sum premium you apply to the policy by telling us in writing within two business days of the earlier of the date you received confirmation of the transaction or five business days after it is mailed to you.

Your cancellation request has to be in writing, which can include email or letter. The amount returned will be the lesser of the amount of the premium being cancelled or the value of the applicable units acquired on the day we process your request. The amount returned only applies to the specific transaction and will include a refund of any sales charges or other fees you paid.

#### For more information

The *Fund Facts* may not contain all the information you need. Please read the contract and the information folder or you may contact us at:

The Canada Life Assurance Company  
 255 Dufferin Avenue  
 London, ON N6A 4K1

Web - [www.canadalife.com](http://www.canadalife.com)

Email - On our website, please go to the "Contact Us" section

Telephone - 1-888-252-1847



## Global Dividend

**Quick facts:** Date fund available: January 12, 2015  
 Date fund created: January 12, 2015  
 Managed by: Setanta Asset Management Limited

Total fund value: \$545,537,963  
 Portfolio turnover rate: 17.05%

Guarantee policy : Maturity / death benefit (%)	75 / 75			75 / 100			100 / 100		
	MER (%) <sup>1</sup>	NAV (\$) <sup>1</sup>	UOS <sup>1</sup>	MER (%) <sup>1</sup>	NAV (\$) <sup>1</sup>	UOS <sup>1</sup>	MER (%) <sup>1</sup>	NAV (\$) <sup>1</sup>	UOS <sup>1</sup>
Preferred series 2: FEL option <sup>1</sup>	--	20.09	175,757	--	20.09	169,277	--	20.09	128,741

The preferred series 2 does not have a MER as all fees and expenses are paid directly by you. See the section *Ongoing expenses* below for further details. The cost of owning this fund is set out in your fee agreement - see the *Fees and expenses* section of the information folder for more details and discuss with your financial security advisor.

<sup>1</sup> FEL - Front-end load  
 MER - Management expense ratio  
 NAV - Net asset value  
 UOS - Units outstanding

**Minimum investment**  
 •Non-registered, RRSP and TFSA policies: \$500 initial or pre-authorized chequing (PAC) of \$25  
 •RRIF policies: \$10,000 initial

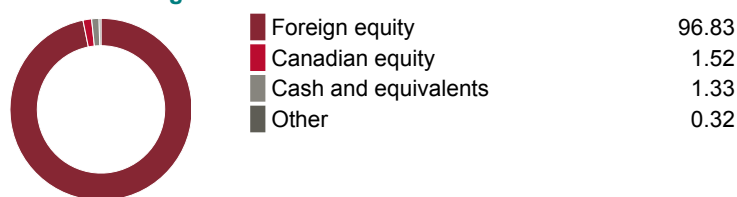
### What does the fund invest in?

This segregated fund invests primarily in dividend yielding stocks anywhere in the world.

#### Top 10 investments

	Assets %
CRH PLC Shs	4.15
DCC plc Shs	3.87
Sanofi Shs	3.71
Novartis AG Namen -Akt	3.69
Allianz SE Namen -Akt Vinkuliert	3.49
Procter & Gamble Co.	3.49
Samsung Electronics Co. Ltd. PfdNon -Voting	3.39
Johnson & Johnson	3.37
L'Air Liquide S.A. Shs	3.33
Taiwan Semiconductor Manufacturing Co. Ltd.	3.12
<b>Total</b>	<b>35.60</b>
<b>Total investments:</b>	<b>41</b>

#### Investment segmentation



### Are there any guarantees?

This fund is being offered under an insurance contract. It comes with guarantees that may protect your investment if the markets go down. The insurance cost for the guarantee is included in the investment management fee. For details, please refer to the information folder and contract.

### Who is this fund for?

A person who is investing for the longer term, seeking growth potential of foreign stocks and is comfortable with moderate risk. Since the fund invests in stocks its value is affected by stock prices, which can rise and fall in a short period of time.

### How has the fund performed?

This section tells you how the fund has performed over the past 8 years, prior to the deduction of fees for a policyowner who chose the 75/75 guarantee policy. This option does not deduct a MER but you pay fees that you agree to in your fee agreement directly. These fees reduce returns. See the *Ongoing expenses* section below for details.

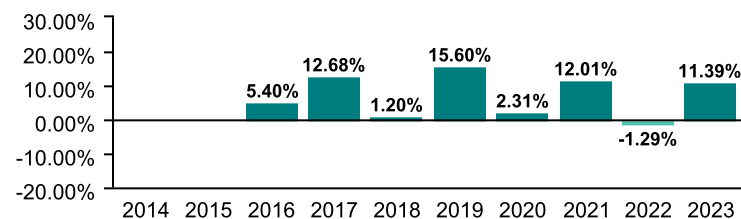
It's important to note that this doesn't tell you how the fund will perform in the future. Also, your actual return will depend on the guarantee policy you choose and your personal tax situation.

#### Average return

A person who invested \$1,000 in the fund on January 12, 2015 would have \$2,009.21 on December 31, 2023. This works out to an average of 8.09% a year.

#### Year-by-year returns (%)

This chart shows how the fund has performed in each of the past 8 years. In the past 8 years, the fund was up in value 7 years and down in value 1 year.



### How risky is it?

The risk rating for this fund is *Moderate*.



The value of your investments can go down. Please see the *Fund risks* section of the information folder for further details.

## Global Dividend

### How much does it cost?

The following table shows the fees and expenses you could pay to invest in or redeem units of the fund.

#### 1. Sales charges

Sales charge option	What you pay	How it works
Preferred series 2 FEL option	Up to 2% of the amount you invest.	<ul style="list-style-type: none"> <li>You and your financial security advisor determine the rate.</li> <li>The fee is deducted from the amount you invest. It is paid as a commission.</li> </ul>

#### 2. Ongoing expenses

Normally the MER includes the investment management fee, operating expenses and the cost for the guarantee. These fees are normally deducted from the fund. The preferred series 2 FEL option is only available if you pay fees by redeeming units from your policy. The preferred series 2 fee agreement shows the fees you pay. These fees reduce the return you get on your investment. The advisory and management service fee is negotiable and the fee ranges between 0.50% and 1.25%.

Available additional guarantee options are subject to the following fees. You have to pay for these as set out below. For details about how the guarantees work, please see the applicable section of your information folder and contract.

Guarantee policy	Death benefit guarantee reset option (%)	Maturity guarantee reset option (%)
<b>Maturity / death benefit (%)</b>	<b>Additional costs</b>	
75 / 75	n/a	n/a
75 / 100	0.11	n/a
100 / 100	0.11	0.21

#### Trailing commission

No trailing commission.

#### 3. Other fees

You may have to pay other fees when you redeem or switch units of the fund.

Fee	What you pay
Short-term trading fee	Up to 2% of the value of units you redeem or switch within 90 days of investing in the fund.
Switch fee	You may make up to 12 free switches in each calendar year and after that you may be charged a fee.

### What if I change my mind?

You can change your mind and cancel the segregated fund policy, the initial pre-authorized chequing premium or any lump-sum premium you apply to the policy by telling us in writing within two business days of the earlier of the date you received confirmation of the transaction or five business days after it is mailed to you.

Your cancellation request has to be in writing, which can include email or letter. The amount returned will be the lesser of the amount of the premium being cancelled or the value of the applicable units acquired on the day we process your request. The amount returned only applies to the specific transaction and will include a refund of any sales charges or other fees you paid.

#### For more information

The *Fund Facts* may not contain all the information you need. Please read the contract and the information folder or you may contact us at:

The Canada Life Assurance Company  
 255 Dufferin Avenue  
 London, ON N6A 4K1

Web - [www.canadalife.com](http://www.canadalife.com)

Email - On our website, please go to the "Contact Us" section

Telephone - 1-888-252-1847

## U.S. Low Volatility

**Quick facts:** Date fund available: January 12, 2015  
 Date fund created: January 12, 2015  
 Managed by: Putnam Investments Canada ULC

Total fund value: \$14,413,968  
 Portfolio turnover rate: 36.25%

Guarantee policy : Maturity / death benefit (%)	75 / 75			75 / 100			100 / 100		
	MER (%) <sup>1</sup>	NAV (\$) <sup>1</sup>	UOS <sup>1</sup>	MER (%) <sup>1</sup>	NAV (\$) <sup>1</sup>	UOS <sup>1</sup>	MER (%) <sup>1</sup>	NAV (\$) <sup>1</sup>	UOS <sup>1</sup>
Preferred series 2: FEL option <sup>1</sup>	--	20.84	23,267	--	20.84	54,730	--	--	--

The preferred series 2 does not have a MER as all fees and expenses are paid directly by you. See the section *Ongoing expenses* below for further details. The cost of owning this fund is set out in your fee agreement - see the *Fees and expenses* section of the information folder for more details and discuss with your financial security advisor.

<sup>1</sup> FEL - Front-end load  
 MER - Management expense ratio  
 NAV - Net asset value  
 UOS - Units outstanding

**Minimum investment**  
 •Non-registered, RRSP and TFSA policies: \$500 initial or pre-authorized chequing (PAC) of \$25  
 •RRIF policies: \$10,000 initial

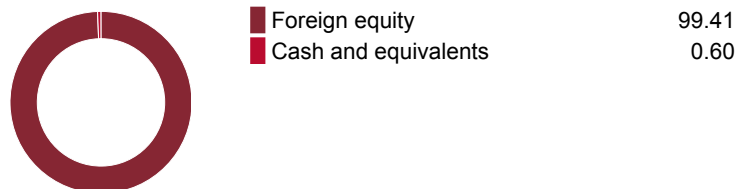
### What does the fund invest in?

This segregated fund invests primarily in United States stocks.

#### Top 10 investments

	Assets %
Apple Inc.	6.60
Alphabet Inc. CI A	4.98
Microsoft Corp.	4.87
Broadcom Inc.	3.05
Berkshire Hathaway Inc. CI B New	2.86
Crane Holdings Co.	2.05
JPMorgan Chase & Co.	1.89
Marathon Petroleum Corp.	1.86
Goldman Sachs Group Inc. (The)	1.84
Synopsys, Inc.	1.84
<b>Total</b>	<b>31.85</b>
<b>Total investments:</b>	<b>513</b>

#### Investment segmentation



### Are there any guarantees?

This fund is being offered under an insurance contract. It comes with guarantees that may protect your investment if the markets go down. The insurance cost for the guarantee is included in the investment management fee. For details, please refer to the information folder and contract.

### Who is this fund for?

A person who is investing for the longer term, seeking growth potential of U.S. stocks and is comfortable with moderate risk. Since the fund invests in stocks its value is affected by stock prices, which can rise and fall in a short period of time.

### How has the fund performed?

This section tells you how the fund has performed over the past 8 years, prior to the deduction of fees for a policyowner who chose the 75/75 guarantee policy. This option does not deduct a MER but you pay fees that you agree to in your fee agreement directly. These fees reduce returns. See the *Ongoing expenses* section below for details.

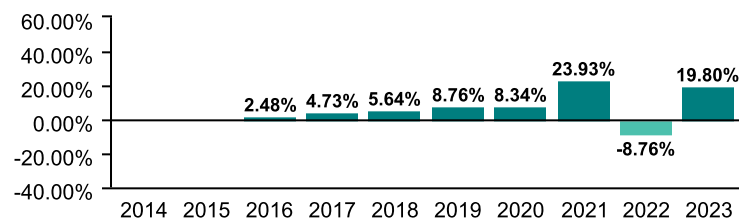
It's important to note that this doesn't tell you how the fund will perform in the future. Also, your actual return will depend on the guarantee policy you choose and your personal tax situation.

#### Average return

A person who invested \$1,000 in the fund on January 12, 2015 would have \$2,083.72 on December 31, 2023. This works out to an average of 8.53% a year.

#### Year-by-year returns (%)

This chart shows how the fund has performed in each of the past 8 years. In the past 8 years, the fund was up in value 7 years and down in value 1 year.



### How risky is it?

The risk rating for this fund is *Moderate*.



The value of your investments can go down. Please see the *Fund risks* section of the information folder for further details.

## U.S. Low Volatility

### How much does it cost?

The following table shows the fees and expenses you could pay to invest in or redeem units of the fund.

#### 1. Sales charges

Sales charge option	What you pay	How it works
Preferred series 2 FEL option	Up to 2% of the amount you invest.	<ul style="list-style-type: none"> <li>You and your financial security advisor determine the rate.</li> <li>The fee is deducted from the amount you invest. It is paid as a commission.</li> </ul>

#### 2. Ongoing expenses

Normally the MER includes the investment management fee, operating expenses and the cost for the guarantee. These fees are normally deducted from the fund. The preferred series 2 FEL option is only available if you pay fees by redeeming units from your policy. The preferred series 2 fee agreement shows the fees you pay. These fees reduce the return you get on your investment. The advisory and management service fee is negotiable and the fee ranges between 0.50% and 1.25%.

Available additional guarantee options are subject to the following fees. You have to pay for these as set out below. For details about how the guarantees work, please see the applicable section of your information folder and contract.

Guarantee policy	Death benefit guarantee reset option (%)	Maturity guarantee reset option (%)
<b>Maturity / death benefit (%)</b>	<b>Additional costs</b>	
75 / 75	n/a	n/a
75 / 100	0.16	n/a
100 / 100	0.16	0.21

#### Trailing commission

No trailing commission.

#### 3. Other fees

You may have to pay other fees when you redeem or switch units of the fund.

Fee	What you pay
Short-term trading fee	Up to 2% of the value of units you redeem or switch within 90 days of investing in the fund.
Switch fee	You may make up to 12 free switches in each calendar year and after that you may be charged a fee.

### What if I change my mind?

You can change your mind and cancel the segregated fund policy, the initial pre-authorized chequing premium or any lump-sum premium you apply to the policy by telling us in writing within two business days of the earlier of the date you received confirmation of the transaction or five business days after it is mailed to you.

Your cancellation request has to be in writing, which can include email or letter. The amount returned will be the lesser of the amount of the premium being cancelled or the value of the applicable units acquired on the day we process your request. The amount returned only applies to the specific transaction and will include a refund of any sales charges or other fees you paid.

#### For more information

The *Fund Facts* may not contain all the information you need. Please read the contract and the information folder or you may contact us at:

The Canada Life Assurance Company  
 255 Dufferin Avenue  
 London, ON N6A 4K1

Web - [www.canadalife.com](http://www.canadalife.com)

Email - On our website, please go to the "Contact Us" section

Telephone - 1-888-252-1847

## U.S. Growth

**Quick facts:** Date fund available: May 14, 2012  
 Date fund created: January 1, 1988  
 Managed by: Mackenzie Investments

Total fund value: \$772,702,932  
 Portfolio turnover rate: 34.94%

Guarantee policy : Maturity / death benefit (%)	75 / 75			75 / 100			100 / 100		
	MER (%) <sup>1</sup>	NAV (\$) <sup>1</sup>	UOS <sup>1</sup>	MER (%) <sup>1</sup>	NAV (\$) <sup>1</sup>	UOS <sup>1</sup>	MER (%) <sup>1</sup>	NAV (\$) <sup>1</sup>	UOS <sup>1</sup>
Preferred series 2: FEL option <sup>1</sup>	--	48.00	32,394	--	48.00	23,645	--	--	--

The preferred series 2 does not have a MER as all fees and expenses are paid directly by you. See the section *Ongoing expenses* below for further details. The cost of owning this fund is set out in your fee agreement - see the *Fees and expenses* section of the information folder for more details and discuss with your financial security advisor.

<sup>1</sup> FEL - Front-end load  
 MER - Management expense ratio  
 NAV - Net asset value  
 UOS - Units outstanding

**Minimum investment**  
 •Non-registered, RRSP and TFSA policies: \$500 initial or pre-authorized chequing (PAC) of \$25  
 •RRIF policies: \$10,000 initial

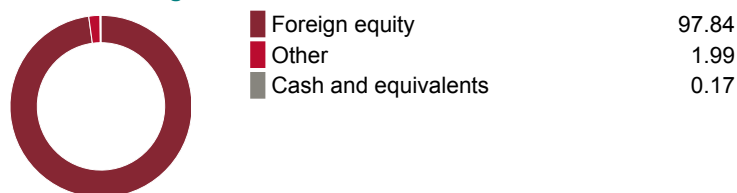
### What does the fund invest in?

This segregated fund invests primarily in United States stocks.

#### Top 10 investments

	Assets %
Microsoft Corp.	5.45
Roper Technologies Inc.	5.04
Accenture PLCClass A	4.63
Aon PLCCI A	4.53
Linde PLC Shs	4.36
Schneider Electric S.E. Shs	4.11
Apple Inc.	3.86
S&P Global Inc.	3.85
Thermo Fisher Scientific Inc.	3.76
Trane Technologies PLC Shs	3.67
<b>Total</b>	<b>43.26</b>
<b>Total investments:</b>	<b>506</b>

#### Investment segmentation



### Are there any guarantees?

This fund is being offered under an insurance contract. It comes with guarantees that may protect your investment if the markets go down. The insurance cost for the guarantee is included in the investment management fee. For details, please refer to the information folder and contract.

### Who is this fund for?

A person who is investing for the longer term, seeking the growth potential of U.S. stocks and is comfortable with moderate risk. Since the fund invests in stocks its value is affected by stock prices, which can rise and fall in a short period of time.

### How has the fund performed?

This section tells you how the fund has performed over the past 10 years, prior to the deduction of fees for a policyowner who chose the 75/75 guarantee policy. This option does not deduct a MER but you pay fees that you agree to in your fee agreement directly. These fees reduce returns. See the *Ongoing expenses* section below for details.

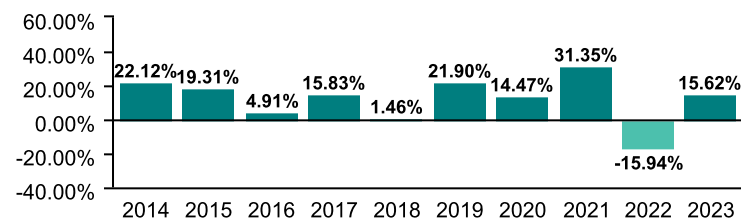
It's important to note that this doesn't tell you how the fund will perform in the future. Also, your actual return will depend on the guarantee policy you choose and your personal tax situation.

#### Average return

A person who invested \$1,000 in the fund on December 31, 2013 would have \$3,200.26 on December 31, 2023. This works out to an average of 12.34% a year.

#### Year-by-year returns (%)

This chart shows how the fund has performed in each of the past 10 years. In the past 10 years, the fund was up in value 9 years and down in value 1 year.



### How risky is it?

The risk rating for this fund is *Moderate*.



The value of your investments can go down. Please see the *Fund risks* section of the information folder for further details.

## U.S. Growth

### How much does it cost?

The following table shows the fees and expenses you could pay to invest in or redeem units of the fund.

#### 1. Sales charges

Sales charge option	What you pay	How it works
Preferred series 2 FEL option	Up to 2% of the amount you invest.	<ul style="list-style-type: none"> <li>You and your financial security advisor determine the rate.</li> <li>The fee is deducted from the amount you invest. It is paid as a commission.</li> </ul>

#### 2. Ongoing expenses

Normally the MER includes the investment management fee, operating expenses and the cost for the guarantee. These fees are normally deducted from the fund. The preferred series 2 FEL option is only available if you pay fees by redeeming units from your policy. The preferred series 2 fee agreement shows the fees you pay. These fees reduce the return you get on your investment. The advisory and management service fee is negotiable and the fee ranges between 0.50% and 1.25%.

Available additional guarantee options are subject to the following fees. You have to pay for these as set out below. For details about how the guarantees work, please see the applicable section of your information folder and contract.

Guarantee policy	Death benefit guarantee reset option (%)	Maturity guarantee reset option (%)
<b>Maturity / death benefit (%)</b>	<b>Additional costs</b>	
75 / 75	n/a	n/a
75 / 100	0.16	n/a
100 / 100	0.16	0.21

#### Trailing commission

No trailing commission.

#### 3. Other fees

You may have to pay other fees when you redeem or switch units of the fund.

Fee	What you pay
Short-term trading fee	Up to 2% of the value of units you redeem or switch within 90 days of investing in the fund.
Switch fee	You may make up to 12 free switches in each calendar year and after that you may be charged a fee.

### What if I change my mind?

You can change your mind and cancel the segregated fund policy, the initial pre-authorized chequing premium or any lump-sum premium you apply to the policy by telling us in writing within two business days of the earlier of the date you received confirmation of the transaction or five business days after it is mailed to you.

Your cancellation request has to be in writing, which can include email or letter. The amount returned will be the lesser of the amount of the premium being cancelled or the value of the applicable units acquired on the day we process your request. The amount returned only applies to the specific transaction and will include a refund of any sales charges or other fees you paid.

#### For more information

The *Fund Facts* may not contain all the information you need. Please read the contract and the information folder or you may contact us at:

The Canada Life Assurance Company  
 255 Dufferin Avenue  
 London, ON N6A 4K1

Web - [www.canadalife.com](http://www.canadalife.com)

Email - On our website, please go to the "Contact Us" section

Telephone - 1-888-252-1847

# U.S. All Cap Growth

**Quick facts:** Date fund available: May 14, 2012  
 Date fund created: July 27, 1998  
 Managed by: Putnam Investments Canada ULC

Total fund value: \$318,260,218  
 Portfolio turnover rate: 2.80%

Guarantee policy : Maturity / death benefit (%)	75 / 75			75 / 100			100 / 100		
	MER (%) <sup>1</sup>	NAV (\$) <sup>1</sup>	UOS <sup>1</sup>	MER (%) <sup>1</sup>	NAV (\$) <sup>1</sup>	UOS <sup>1</sup>	MER (%) <sup>1</sup>	NAV (\$) <sup>1</sup>	UOS <sup>1</sup>
Preferred series 2: FEL option <sup>1</sup>	--	75.74	47,826	--	75.74	107,357	--	75.77	384

The preferred series 2 does not have a MER as all fees and expenses are paid directly by you. See the section *Ongoing expenses* below for further details. The cost of owning this fund is set out in your fee agreement - see the *Fees and expenses* section of the information folder for more details and discuss with your financial security advisor.

<sup>1</sup> FEL - Front-end load  
 MER - Management expense ratio  
 NAV - Net asset value  
 UOS - Units outstanding

**Minimum investment**  
 •Non-registered, RRSP and TFSA policies: \$500 initial or pre-authorized chequing (PAC) of \$25  
 •RRIF policies: \$10,000 initial

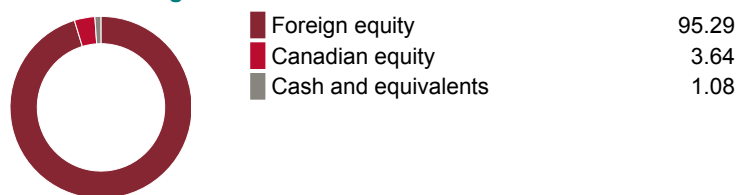
## What does the fund invest in?

This segregated fund invests primarily in U.S. equities currently through the Canada Life US All Cap Growth mutual fund.

### Top 10 investments (of the underlying fund)

	Assets %
Microsoft Corp.	9.97
Apple Inc.	9.58
Amazon.com Inc.	6.75
NVIDIA Corp.	5.29
Alphabet Inc. Cap Stk CI C	4.67
Broadcom Inc.	3.26
Meta Platforms Inc. CI A	2.56
Mastercard Inc. CI A	2.47
Eli Lilly & Co.	2.39
UnitedHealth Group Inc.	2.35
<b>Total</b>	<b>49.28</b>
<b>Total investments:</b>	<b>63</b>

### Investment segmentation



## Are there any guarantees?

This fund is being offered under an insurance contract. It comes with guarantees that may protect your investment if the markets go down. The insurance cost for the guarantee is included in the investment management fee. For details, please refer to the information folder and contract.

## Who is this fund for?

A person who is investing for the longer term, seeking the growth potential of U.S. stocks and is comfortable with moderate risk. Since the fund invests in stocks its value is affected by stock prices, which can rise and fall in a short period of time.

## Notes

Putnam Investments continues to be the sub-advisor for the underlying fund. Putnam Investments Canada ULC assumed portfolio management responsibilities as a sub-advisor on behalf of Mackenzie Investments in September 2014 and is now the manager of the fund. The performance before that date was achieved under the previous manager.

## How has the fund performed?

This section tells you how the fund has performed over the past 10 years, prior to the deduction of fees for a policyowner who chose the 75/75 guarantee policy. This option does not deduct a MER but you pay fees that you agree to in your fee agreement directly. These fees reduce returns. See the *Ongoing expenses* section below for details.

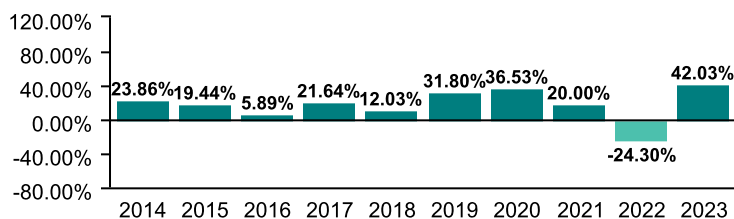
It's important to note that this doesn't tell you how the fund will perform in the future. Also, your actual return will depend on the guarantee policy you choose and your personal tax situation.

### Average return

A person who invested \$1,000 in the fund on December 31, 2013 would have \$4,956.21 on December 31, 2023. This works out to an average of 17.36% a year.

### Year-by-year returns (%)

This chart shows how the fund has performed in each of the past 10 years. In the past 10 years, the fund was up in value 9 years and down in value 1 year.



## How risky is it?

The risk rating for this fund is *Moderate*.



The value of your investments can go down. Please see the *Fund risks* section of the information folder for further details.

## U.S. All Cap Growth

### How much does it cost?

The following table shows the fees and expenses you could pay to invest in or redeem units of the fund.

#### 1. Sales charges

Sales charge option	What you pay	How it works
Preferred series 2 FEL option	Up to 2% of the amount you invest.	<ul style="list-style-type: none"> <li>You and your financial security advisor determine the rate.</li> <li>The fee is deducted from the amount you invest. It is paid as a commission.</li> </ul>

#### 2. Ongoing expenses

Normally the MER includes the investment management fee, operating expenses and the cost for the guarantee. These fees are normally deducted from the fund. The preferred series 2 FEL option is only available if you pay fees by redeeming units from your policy. The preferred series 2 fee agreement shows the fees you pay. These fees reduce the return you get on your investment. The advisory and management service fee is negotiable and the fee ranges between 0.50% and 1.25%.

Available additional guarantee options are subject to the following fees. You have to pay for these as set out below. For details about how the guarantees work, please see the applicable section of your information folder and contract.

Guarantee policy	Death benefit guarantee reset option (%)	Maturity guarantee reset option (%)
<b>Maturity / death benefit (%)</b>	<b>Additional costs</b>	
75 / 75	n/a	n/a
75 / 100	0.16	n/a
100 / 100	0.16	0.21

#### Trailing commission

No trailing commission.

#### 3. Other fees

You may have to pay other fees when you redeem or switch units of the fund.

Fee	What you pay
Short-term trading fee	Up to 2% of the value of units you redeem or switch within 90 days of investing in the fund.
Switch fee	You may make up to 12 free switches in each calendar year and after that you may be charged a fee.

### What if I change my mind?

You can change your mind and cancel the segregated fund policy, the initial pre-authorized chequing premium or any lump-sum premium you apply to the policy by telling us in writing within two business days of the earlier of the date you received confirmation of the transaction or five business days after it is mailed to you.

Your cancellation request has to be in writing, which can include email or letter. The amount returned will be the lesser of the amount of the premium being cancelled or the value of the applicable units acquired on the day we process your request. The amount returned only applies to the specific transaction and will include a refund of any sales charges or other fees you paid.

#### For more information

The *Fund Facts* may not contain all the information you need. Please read the contract and the information folder or you may contact us at:

The Canada Life Assurance Company  
 255 Dufferin Avenue  
 London, ON N6A 4K1

Web - [www.canadalife.com](http://www.canadalife.com)

Email - On our website, please go to the "Contact Us" section

Telephone - 1-888-252-1847



# American Growth

**Quick facts:** Date fund available: May 14, 2012  
 Date fund created: July 27, 1998  
 Managed by: AGF Investments Inc.

Total fund value: \$1,699,728,782  
 Portfolio turnover rate: 49.70%

Guarantee policy : Maturity / death benefit (%)	75 / 75			75 / 100			100 / 100		
	MER (%) <sup>1</sup>	NAV (\$) <sup>1</sup>	UOS <sup>1</sup>	MER (%) <sup>1</sup>	NAV (\$) <sup>1</sup>	UOS <sup>1</sup>	MER (%) <sup>1</sup>	NAV (\$) <sup>1</sup>	UOS <sup>1</sup>
Preferred series 2: FEL option <sup>1</sup>	--	68.20	53,154	--	68.20	65,220	--	--	--

The preferred series 2 does not have a MER as all fees and expenses are paid directly by you. See the section *Ongoing expenses* below for further details. The cost of owning this fund is set out in your fee agreement - see the *Fees and expenses* section of the information folder for more details and discuss with your financial security advisor.

<sup>1</sup> FEL - Front-end load  
 MER - Management expense ratio  
 NAV - Net asset value  
 UOS - Units outstanding

**Minimum investment**  
 •Non-registered, RRSP and TFSA policies: \$500 initial or pre-authorized chequing (PAC) of \$25  
 •RRIF policies: \$10,000 initial

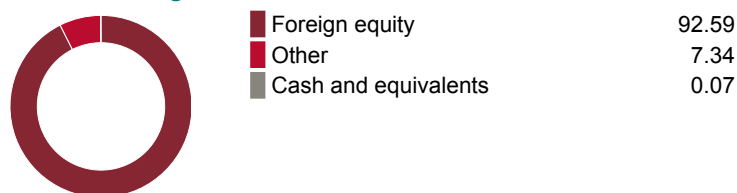
## What does the fund invest in?

This segregated fund invests primarily in United States stocks.

### Top 10 investments

	Assets %
Amazon.com Inc.	7.50
NVIDIA Corp.	4.42
Palo Alto Networks, Inc.	4.10
Eli Lilly & Co.	3.98
Boston Scientific Corp.	3.83
ServiceNow Inc.	3.76
Intuitive Surgical, Inc. Com New	3.72
Cheniere Energy Inc. Com New	3.71
Lam Research Corp.	3.68
Quanta Services Inc.	3.61
<b>Total</b>	<b>42.29</b>
<b>Total investments:</b>	<b>32</b>

### Investment segmentation



## Are there any guarantees?

This fund is being offered under an insurance contract. It comes with guarantees that may protect your investment if the markets go down. The insurance cost for the guarantee is included in the investment management fee. For details, please refer to the information folder and contract.

## Who is this fund for?

A person who is investing for the longer term, seeking the growth potential of U.S. stocks and is comfortable with moderate risk. Since the fund invests in stocks its value is affected by stock prices, which can rise and fall in a short period of time.

## How has the fund performed?

This section tells you how the fund has performed over the past 10 years, prior to the deduction of fees for a policyowner who chose the 75/75 guarantee policy. This option does not deduct a MER but you pay fees that you agree to in your fee agreement directly. These fees reduce returns. See the *Ongoing expenses* section below for details.

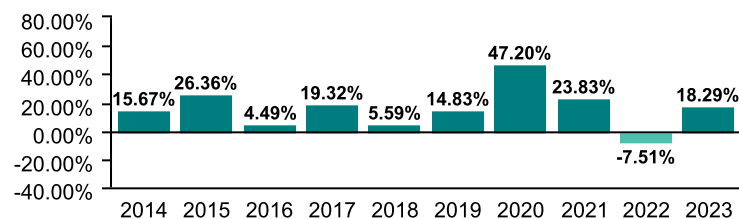
It's important to note that this doesn't tell you how the fund will perform in the future. Also, your actual return will depend on the guarantee policy you choose and your personal tax situation.

### Average return

A person who invested \$1,000 in the fund on December 31, 2013 would have \$4,406.02 on December 31, 2023. This works out to an average of 15.99% a year.

### Year-by-year returns (%)

This chart shows how the fund has performed in each of the past 10 years. In the past 10 years, the fund was up in value 9 years and down in value 1 year.



## How risky is it?

The risk rating for this fund is *Moderate*.



The value of your investments can go down. Please see the *Fund risks* section of the information folder for further details.

## American Growth

### How much does it cost?

The following table shows the fees and expenses you could pay to invest in or redeem units of the fund.

#### 1. Sales charges

Sales charge option	What you pay	How it works
Preferred series 2 FEL option	Up to 2% of the amount you invest.	<ul style="list-style-type: none"> <li>You and your financial security advisor determine the rate.</li> <li>The fee is deducted from the amount you invest. It is paid as a commission.</li> </ul>

#### 2. Ongoing expenses

Normally the MER includes the investment management fee, operating expenses and the cost for the guarantee. These fees are normally deducted from the fund. The preferred series 2 FEL option is only available if you pay fees by redeeming units from your policy. The preferred series 2 fee agreement shows the fees you pay. These fees reduce the return you get on your investment. The advisory and management service fee is negotiable and the fee ranges between 0.50% and 1.25%.

Available additional guarantee options are subject to the following fees. You have to pay for these as set out below. For details about how the guarantees work, please see the applicable section of your information folder and contract.

Guarantee policy	Death benefit guarantee reset option (%)	Maturity guarantee reset option (%)
<b>Maturity / death benefit (%)</b>	<b>Additional costs</b>	
75 / 75	n/a	n/a
75 / 100	0.16	n/a
100 / 100	0.16	0.21

#### Trailing commission

No trailing commission.

#### 3. Other fees

You may have to pay other fees when you redeem or switch units of the fund.

Fee	What you pay
Short-term trading fee	Up to 2% of the value of units you redeem or switch within 90 days of investing in the fund.
Switch fee	You may make up to 12 free switches in each calendar year and after that you may be charged a fee.

### What if I change my mind?

You can change your mind and cancel the segregated fund policy, the initial pre-authorized chequing premium or any lump-sum premium you apply to the policy by telling us in writing within two business days of the earlier of the date you received confirmation of the transaction or five business days after it is mailed to you.

Your cancellation request has to be in writing, which can include email or letter. The amount returned will be the lesser of the amount of the premium being cancelled or the value of the applicable units acquired on the day we process your request. The amount returned only applies to the specific transaction and will include a refund of any sales charges or other fees you paid.

#### For more information

The *Fund Facts* may not contain all the information you need. Please read the contract and the information folder or you may contact us at:

The Canada Life Assurance Company  
 255 Dufferin Avenue  
 London, ON N6A 4K1

Web - [www.canadalife.com](http://www.canadalife.com)

Email - On our website, please go to the "Contact Us" section

Telephone - 1-888-252-1847

# American Value

**Quick facts:** Date fund available: September 4, 2018  
 Date fund created: September 4, 2018  
 Managed by: Beutel, Goodman & Company Ltd.

Total fund value: \$491,885,647  
 Portfolio turnover rate: 8.56%

Guarantee policy : Maturity / death benefit (%)	75 / 75			75 / 100			100 / 100		
	MER (%) <sup>1</sup>	NAV (\$) <sup>1</sup>	UOS <sup>1</sup>	MER (%) <sup>1</sup>	NAV (\$) <sup>1</sup>	UOS <sup>1</sup>	MER (%) <sup>1</sup>	NAV (\$) <sup>1</sup>	UOS <sup>1</sup>
Preferred series 2: FEL option <sup>1</sup>	--	17.50	9,693	--	17.50	106,125	--	--	--

The preferred series 2 does not have a MER as all fees and expenses are paid directly by you. See the section *Ongoing expenses* below for further details. The cost of owning this fund is set out in your fee agreement - see the *Fees and expenses* section of the information folder for more details and discuss with your financial security advisor.

<sup>1</sup> FEL - Front-end load  
 MER - Management expense ratio  
 NAV - Net asset value  
 UOS - Units outstanding

**Minimum investment**  
 •Non-registered, RRSP and TFSA policies: \$500 initial or pre-authorized chequing (PAC) of \$25  
 •RRIF policies: \$10,000 initial

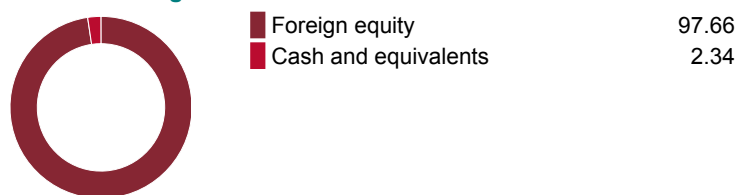
## What does the fund invest in?

This segregated fund invests primarily in U.S. stocks currently through the Beutel Goodman American Equity Fund.

### Top 10 investments (of the underlying fund)

	Assets %
Qualcomm Inc.	4.91
Harley-Davidson Inc.	4.81
Amgen Inc.	4.67
Omnicom Group Inc.	4.59
NetApp Inc.	4.56
Kellogg Co.	4.36
Gen Digital Inc.	4.31
Kimberly-Clark Corp.	4.17
Biogen Inc.	4.07
Polaris Inc.	4.05
<b>Total</b>	<b>44.49</b>
<b>Total investments:</b>	<b>33</b>

### Investment segmentation



## Are there any guarantees?

This fund is being offered under an insurance contract. It comes with guarantees that may protect your investment if the markets go down. The insurance cost for the guarantee is included in the investment management fee. For details, please refer to the information folder and contract.

## Who is this fund for?

A person who is investing for the longer term, seeking the growth potential of U.S. stocks and is comfortable with moderate risk. Since the fund invests in stocks its value is affected by stock prices, which can rise and fall in a short period of time.

## How has the fund performed?

This section tells you how the fund has performed over the past 5 years, prior to the deduction of fees for a policyowner who chose the 75/75 guarantee policy. This option does not deduct a MER but you pay fees that you agree to in your fee agreement directly. These fees reduce returns. See the *Ongoing expenses* section below for details.

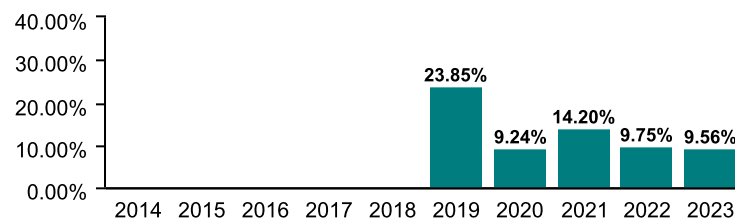
It's important to note that this doesn't tell you how the fund will perform in the future. Also, your actual return will depend on the guarantee policy you choose and your personal tax situation.

### Average return

A person who invested \$1,000 in the fund on September 4, 2018 would have \$1,750.20 on December 31, 2023. This works out to an average of 11.09% a year.

### Year-by-year returns (%)

This chart shows how the fund has performed in each of the past 5 years. In the past 5 years, the fund was up in value 5 years and down in value 0 years.



## How risky is it?

The risk rating for this fund is *Moderate*.



The value of your investments can go down. Please see the *Fund risks* section of the information folder for further details.

## American Value

### How much does it cost?

The following table shows the fees and expenses you could pay to invest in or redeem units of the fund.

#### 1. Sales charges

Sales charge option	What you pay	How it works
Preferred series 2 FEL option	Up to 2% of the amount you invest.	<ul style="list-style-type: none"> <li>You and your financial security advisor determine the rate.</li> <li>The fee is deducted from the amount you invest. It is paid as a commission.</li> </ul>

#### 2. Ongoing expenses

Normally the MER includes the investment management fee, operating expenses and the cost for the guarantee. These fees are normally deducted from the fund. The preferred series 2 FEL option is only available if you pay fees by redeeming units from your policy. The preferred series 2 fee agreement shows the fees you pay. These fees reduce the return you get on your investment. The advisory and management service fee is negotiable and the fee ranges between 0.50% and 1.25%.

Available additional guarantee options are subject to the following fees. You have to pay for these as set out below. For details about how the guarantees work, please see the applicable section of your information folder and contract.

Guarantee policy	Death benefit guarantee reset option (%)	Maturity guarantee reset option (%)
<b>Maturity / death benefit (%)</b>	<b>Additional costs</b>	
75 / 75	n/a	n/a
75 / 100	0.16	n/a
100 / 100	0.16	0.21

#### Trailing commission

No trailing commission.

#### 3. Other fees

You may have to pay other fees when you redeem or switch units of the fund.

Fee	What you pay
Short-term trading fee	Up to 2% of the value of units you redeem or switch within 90 days of investing in the fund.
Switch fee	You may make up to 12 free switches in each calendar year and after that you may be charged a fee.

### What if I change my mind?

You can change your mind and cancel the segregated fund policy, the initial pre-authorized chequing premium or any lump-sum premium you apply to the policy by telling us in writing within two business days of the earlier of the date you received confirmation of the transaction or five business days after it is mailed to you.

Your cancellation request has to be in writing, which can include email or letter. The amount returned will be the lesser of the amount of the premium being cancelled or the value of the applicable units acquired on the day we process your request. The amount returned only applies to the specific transaction and will include a refund of any sales charges or other fees you paid.

#### For more information

The *Fund Facts* may not contain all the information you need. Please read the contract and the information folder or you may contact us at:

The Canada Life Assurance Company  
 255 Dufferin Avenue  
 London, ON N6A 4K1

Web - [www.canadalife.com](http://www.canadalife.com)

Email - On our website, please go to the "Contact Us" section

Telephone - 1-888-252-1847

## U.S. Value Stock

**Quick facts:** Date fund available: January 12, 2015  
 Date fund created: January 12, 2015  
 Managed by: Mackenzie Investments

Total fund value: \$822,477,028  
 Portfolio turnover rate: 107.67%

Guarantee policy : Maturity / death benefit (%)	75 / 75			75 / 100			100 / 100		
	MER (%) <sup>1</sup>	NAV (\$) <sup>1</sup>	UOS <sup>1</sup>	MER (%) <sup>1</sup>	NAV (\$) <sup>1</sup>	UOS <sup>1</sup>	MER (%) <sup>1</sup>	NAV (\$) <sup>1</sup>	UOS <sup>1</sup>
Preferred series 2: FEL option <sup>1</sup>	--	20.84	15,929	--	20.84	14,690	--	--	--

The preferred series 2 does not have a MER as all fees and expenses are paid directly by you. See the section *Ongoing expenses* below for further details. The cost of owning this fund is set out in your fee agreement - see the *Fees and expenses* section of the information folder for more details and discuss with your financial security advisor.

<sup>1</sup> FEL - Front-end load  
 MER - Management expense ratio  
 NAV - Net asset value  
 UOS - Units outstanding

**Minimum investment**  
 •Non-registered, RRSP and TFSA policies: \$500 initial or pre-authorized chequing (PAC) of \$25  
 •RRIF policies: \$10,000 initial

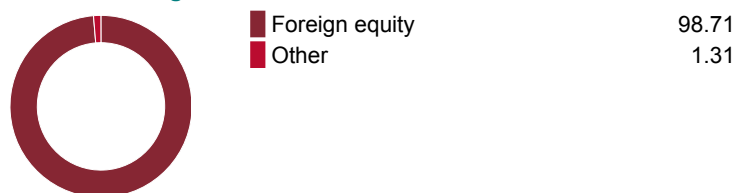
### What does the fund invest in?

This segregated fund invests primarily in United States stocks.

#### Top 10 investments

	Assets %
JPMorgan Chase & Co.	3.52
Bank of America Corp.	2.12
Berkshire Hathaway Inc. Cl B New	2.01
Intel Corp.	2.01
UnitedHealth Group Inc.	1.98
Walmart Inc.	1.97
Procter & Gamble Co.	1.88
Wells Fargo & Co.	1.70
Goldman Sachs Group Inc. (The)	1.56
RTX Corp.	1.47
<b>Total</b>	<b>20.23</b>
<b>Total investments:</b>	<b>148</b>

#### Investment segmentation



### Are there any guarantees?

This fund is being offered under an insurance contract. It comes with guarantees that may protect your investment if the markets go down. The insurance cost for the guarantee is included in the investment management fee. For details, please refer to the information folder and contract.

### Who is this fund for?

A person who is investing for the longer term, seeking the growth potential of U.S. stocks and is comfortable with moderate risk. Since the fund invests in stocks its value is affected by stock prices, which can rise and fall in a short period of time.

### How has the fund performed?

This section tells you how the fund has performed over the past 8 years, prior to the deduction of fees for a policyowner who chose the 75/75 guarantee policy. This option does not deduct a MER but you pay fees that you agree to in your fee agreement directly. These fees reduce returns. See the *Ongoing expenses* section below for details.

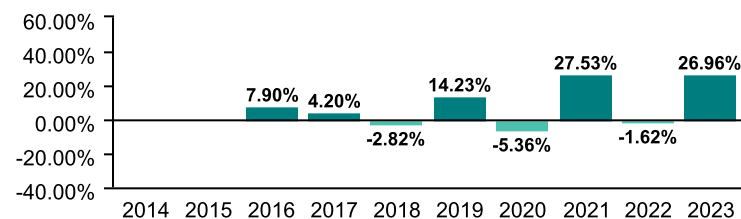
It's important to note that this doesn't tell you how the fund will perform in the future. Also, your actual return will depend on the guarantee policy you choose and your personal tax situation.

#### Average return

A person who invested \$1,000 in the fund on January 12, 2015 would have \$2,083.82 on December 31, 2023. This works out to an average of 8.53% a year.

#### Year-by-year returns (%)

This chart shows how the fund has performed in each of the past 8 years. In the past 8 years, the fund was up in value 5 years and down in value 3 years.



### How risky is it?

The risk rating for this fund is *Moderate*.



The value of your investments can go down. Please see the *Fund risks* section of the information folder for further details.

## U.S. Value Stock

### How much does it cost?

The following table shows the fees and expenses you could pay to invest in or redeem units of the fund.

#### 1. Sales charges

Sales charge option	What you pay	How it works
Preferred series 2 FEL option	Up to 2% of the amount you invest.	<ul style="list-style-type: none"> <li>You and your financial security advisor determine the rate.</li> <li>The fee is deducted from the amount you invest. It is paid as a commission.</li> </ul>

#### 2. Ongoing expenses

Normally the MER includes the investment management fee, operating expenses and the cost for the guarantee. These fees are normally deducted from the fund. The preferred series 2 FEL option is only available if you pay fees by redeeming units from your policy. The preferred series 2 fee agreement shows the fees you pay. These fees reduce the return you get on your investment. The advisory and management service fee is negotiable and the fee ranges between 0.50% and 1.25%.

Available additional guarantee options are subject to the following fees. You have to pay for these as set out below. For details about how the guarantees work, please see the applicable section of your information folder and contract.

Guarantee policy	Death benefit guarantee reset option (%)	Maturity guarantee reset option (%)
<b>Maturity / death benefit (%)</b>	<b>Additional costs</b>	
75 / 75	n/a	n/a
75 / 100	0.16	n/a
100 / 100	0.16	0.21

#### Trailing commission

No trailing commission.

#### 3. Other fees

You may have to pay other fees when you redeem or switch units of the fund.

Fee	What you pay
Short-term trading fee	Up to 2% of the value of units you redeem or switch within 90 days of investing in the fund.
Switch fee	You may make up to 12 free switches in each calendar year and after that you may be charged a fee.

### What if I change my mind?

You can change your mind and cancel the segregated fund policy, the initial pre-authorized chequing premium or any lump-sum premium you apply to the policy by telling us in writing within two business days of the earlier of the date you received confirmation of the transaction or five business days after it is mailed to you.

Your cancellation request has to be in writing, which can include email or letter. The amount returned will be the lesser of the amount of the premium being cancelled or the value of the applicable units acquired on the day we process your request. The amount returned only applies to the specific transaction and will include a refund of any sales charges or other fees you paid.

#### For more information

The *Fund Facts* may not contain all the information you need. Please read the contract and the information folder or you may contact us at:

The Canada Life Assurance Company  
 255 Dufferin Avenue  
 London, ON N6A 4K1

Web - [www.canadalife.com](http://www.canadalife.com)

Email - On our website, please go to the "Contact Us" section

Telephone - 1-888-252-1847

## U.S. Dividend

**Quick facts:** Date fund available: July 8, 2013  
 Date fund created: July 8, 2013  
 Managed by: Mackenzie Investments

Total fund value: \$445,324,718  
 Portfolio turnover rate: 41.86%

Guarantee policy : Maturity / death benefit (%)	75 / 75			75 / 100			100 / 100		
	MER (%) <sup>1</sup>	NAV (\$) <sup>1</sup>	UOS <sup>1</sup>	MER (%) <sup>1</sup>	NAV (\$) <sup>1</sup>	UOS <sup>1</sup>	MER (%) <sup>1</sup>	NAV (\$) <sup>1</sup>	UOS <sup>1</sup>
Preferred series 2: FEL option <sup>1</sup>	--	37.93	181,810	--	37.93	395,918	--	37.93	53,174

The preferred series 2 does not have a MER as all fees and expenses are paid directly by you. See the section *Ongoing expenses* below for further details. The cost of owning this fund is set out in your fee agreement - see the *Fees and expenses* section of the information folder for more details and discuss with your financial security advisor.

<sup>1</sup> FEL - Front-end load  
 MER - Management expense ratio  
 NAV - Net asset value  
 UOS - Units outstanding

**Minimum investment**  
 •Non-registered, RRSP and TFSA policies: \$500 initial or pre-authorized chequing (PAC) of \$25  
 •RRIF policies: \$10,000 initial

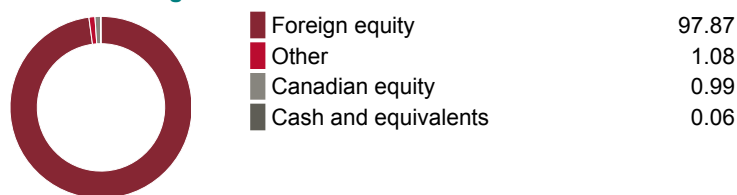
### What does the fund invest in?

This segregated fund invests primarily in U.S. dividend paying stocks.

#### Top 10 investments

	Assets %
Microsoft Corp.	6.33
Alphabet Inc. Cl A	4.00
Broadcom Inc.	3.49
Apple Inc.	3.17
Eaton Corp. PLC Shs	3.04
Analog Devices Inc.	2.71
Amazon.com Inc.	2.69
McDonald's Corp.	2.54
Eli Lilly & Co.	2.51
Mastercard Inc. Cl A	2.42
<b>Total</b>	<b>32.90</b>
<b>Total investments:</b>	<b>58</b>

#### Investment segmentation



### Are there any guarantees?

This fund is being offered under an insurance contract. It comes with guarantees that may protect your investment if the markets go down. The insurance cost for the guarantee is included in the investment management fee. For details, please refer to the information folder and contract.

### Who is this fund for?

A person who is investing for the longer term, seeking the growth potential of dividend paying U.S. stocks and is comfortable with moderate risk. Since the fund invests in stocks, its value is affected by stock prices, which can rise and fall in a short period of time.

### How has the fund performed?

This section tells you how the fund has performed over the past 10 years, prior to the deduction of fees for a policyowner who chose the 75/75 guarantee policy. This option does not deduct a MER but you pay fees that you agree to in your fee agreement directly. These fees reduce returns. See the *Ongoing expenses* section below for details.

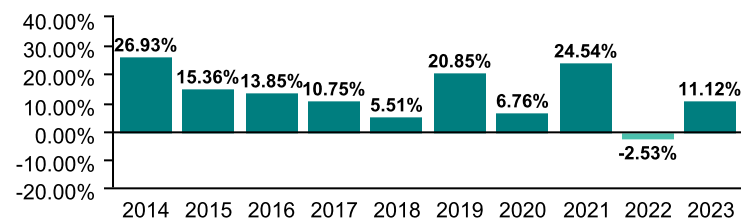
It's important to note that this doesn't tell you how the fund will perform in the future. Also, your actual return will depend on the guarantee policy you choose and your personal tax situation.

#### Average return

A person who invested \$1,000 in the fund on December 31, 2013 would have \$3,390.05 on December 31, 2023. This works out to an average of 12.98% a year.

#### Year-by-year returns (%)

This chart shows how the fund has performed in each of the past 10 years. In the past 10 years, the fund was up in value 9 years and down in value 1 year.



### How risky is it?

The risk rating for this fund is *Moderate*.



The value of your investments can go down. Please see the *Fund risks* section of the information folder for further details.

## U.S. Dividend

### How much does it cost?

The following table shows the fees and expenses you could pay to invest in or redeem units of the fund.

#### 1. Sales charges

Sales charge option	What you pay	How it works
Preferred series 2 FEL option	Up to 2% of the amount you invest.	<ul style="list-style-type: none"> <li>You and your financial security advisor determine the rate.</li> <li>The fee is deducted from the amount you invest. It is paid as a commission.</li> </ul>

#### 2. Ongoing expenses

Normally the MER includes the investment management fee, operating expenses and the cost for the guarantee. These fees are normally deducted from the fund. The preferred series 2 FEL option is only available if you pay fees by redeeming units from your policy. The preferred series 2 fee agreement shows the fees you pay. These fees reduce the return you get on your investment. The advisory and management service fee is negotiable and the fee ranges between 0.50% and 1.25%.

Available additional guarantee options are subject to the following fees. You have to pay for these as set out below. For details about how the guarantees work, please see the applicable section of your information folder and contract.

Guarantee policy	Death benefit guarantee reset option (%)	Maturity guarantee reset option (%)
<b>Maturity / death benefit (%)</b>	<b>Additional costs</b>	
75 / 75	n/a	n/a
75 / 100	0.16	n/a
100 / 100	0.16	0.21

#### Trailing commission

No trailing commission.

#### 3. Other fees

You may have to pay other fees when you redeem or switch units of the fund.

Fee	What you pay
Short-term trading fee	Up to 2% of the value of units you redeem or switch within 90 days of investing in the fund.
Switch fee	You may make up to 12 free switches in each calendar year and after that you may be charged a fee.

### What if I change my mind?

You can change your mind and cancel the segregated fund policy, the initial pre-authorized chequing premium or any lump-sum premium you apply to the policy by telling us in writing within two business days of the earlier of the date you received confirmation of the transaction or five business days after it is mailed to you.

Your cancellation request has to be in writing, which can include email or letter. The amount returned will be the lesser of the amount of the premium being cancelled or the value of the applicable units acquired on the day we process your request. The amount returned only applies to the specific transaction and will include a refund of any sales charges or other fees you paid.

#### For more information

The *Fund Facts* may not contain all the information you need. Please read the contract and the information folder or you may contact us at:

The Canada Life Assurance Company  
 255 Dufferin Avenue  
 London, ON N6A 4K1

Web - [www.canadalife.com](http://www.canadalife.com)

Email - On our website, please go to the "Contact Us" section

Telephone - 1-888-252-1847



# U.S. Mid Cap Growth

**Quick facts:** Date fund available: May 14, 2012  
 Date fund created: November 5, 2001  
 Managed by: Mackenzie Investments

Total fund value: \$41,919,010  
 Portfolio turnover rate: 21.34%

Guarantee policy : Maturity / death benefit (%)	75 / 75			75 / 100			100 / 100		
	MER (%) <sup>1</sup>	NAV (\$) <sup>1</sup>	UOS <sup>1</sup>	MER (%) <sup>1</sup>	NAV (\$) <sup>1</sup>	UOS <sup>1</sup>	MER (%) <sup>1</sup>	NAV (\$) <sup>1</sup>	UOS <sup>1</sup>
Preferred series 2: FEL option <sup>1</sup>	--	43.48	5,432	--	43.48	23,840	--	43.49	591

The preferred series 2 does not have a MER as all fees and expenses are paid directly by you. See the section *Ongoing expenses* below for further details. The cost of owning this fund is set out in your fee agreement - see the *Fees and expenses* section of the information folder for more details and discuss with your financial security advisor.

<sup>1</sup> FEL - Front-end load  
 MER - Management expense ratio  
 NAV - Net asset value  
 UOS - Units outstanding

**Minimum investment**  
 •Non-registered, RRSP and TFSA policies: \$500 initial or pre-authorized chequing (PAC) of \$25  
 •RRIF policies: \$10,000 initial

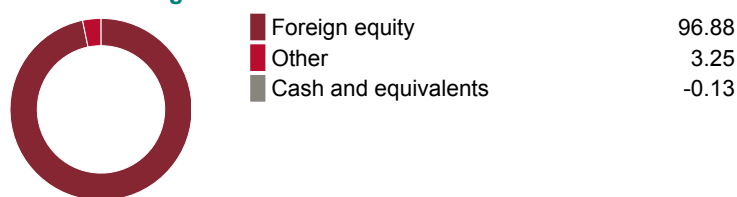
## What does the fund invest in?

This segregated fund invests primarily in U.S. companies that are in the middle capitalization range of the equity market.

### Top 10 investments

	Assets %
Charles River Laboratories International Inc.	5.05
DexCom, Inc.	5.02
Akamai Technologies, Inc.	4.86
Westinghouse Air Brake Technologies Corp.	4.60
Broadridge Financial Solutions Inc.	4.15
ExlService Holdings, Inc.	4.14
Vontier Corp.	4.10
Bio-Techne Corporation	4.06
Bright Horizons Family Solutions LLC	3.95
Maximus Inc.	3.89
<b>Total</b>	<b>43.82</b>
<b>Total investments:</b>	<b>31</b>

### Investment segmentation



## Are there any guarantees?

This fund is being offered under an insurance contract. It comes with guarantees that may protect your investment if the markets go down. The insurance cost for the guarantee is included in the investment management fee. For details, please refer to the information folder and contract.

## Who is this fund for?

A person who is investing for the longer term, seeking the growth potential of U.S. stocks and is comfortable with moderate to high risk. Since the fund invests in stocks its value is affected by stock prices, which can rise and fall in a short period of time.

## How has the fund performed?

This section tells you how the fund has performed over the past 10 years, prior to the deduction of fees for a policyowner who chose the 75/75 guarantee policy. This option does not deduct a MER but you pay fees that you agree to in your fee agreement directly. These fees reduce returns. See the *Ongoing expenses* section below for details.

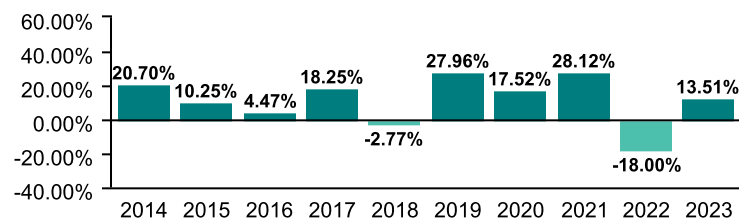
It's important to note that this doesn't tell you how the fund will perform in the future. Also, your actual return will depend on the guarantee policy you choose and your personal tax situation.

### Average return

A person who invested \$1,000 in the fund on December 31, 2013 would have \$2,865.90 on December 31, 2023. This works out to an average of 11.10% a year.

### Year-by-year returns (%)

This chart shows how the fund has performed in each of the past 10 years. In the past 10 years, the fund was up in value 8 years and down in value 2 years.



## How risky is it?

The risk rating for this fund is *Moderate to high*.



The value of your investments can go down. Please see the *Fund risks* section of the information folder for further details.

## U.S. Mid Cap Growth

### How much does it cost?

The following table shows the fees and expenses you could pay to invest in or redeem units of the fund.

#### 1. Sales charges

Sales charge option	What you pay	How it works
Preferred series 2 FEL option	Up to 2% of the amount you invest.	<ul style="list-style-type: none"> <li>You and your financial security advisor determine the rate.</li> <li>The fee is deducted from the amount you invest. It is paid as a commission.</li> </ul>

#### 2. Ongoing expenses

Normally the MER includes the investment management fee, operating expenses and the cost for the guarantee. These fees are normally deducted from the fund. The preferred series 2 FEL option is only available if you pay fees by redeeming units from your policy. The preferred series 2 fee agreement shows the fees you pay. These fees reduce the return you get on your investment. The advisory and management service fee is negotiable and the fee ranges between 0.50% and 1.25%.

Available additional guarantee options are subject to the following fees. You have to pay for these as set out below. For details about how the guarantees work, please see the applicable section of your information folder and contract.

Guarantee policy	Death benefit guarantee reset option (%)	Maturity guarantee reset option (%)
<b>Maturity / death benefit (%)</b>	<b>Additional costs</b>	
75 / 75	n/a	n/a
75 / 100	0.21	n/a
100 / 100	0.21	0.27

#### Trailing commission

No trailing commission.

#### 3. Other fees

You may have to pay other fees when you redeem or switch units of the fund.

Fee	What you pay
Short-term trading fee	Up to 2% of the value of units you redeem or switch within 90 days of investing in the fund.
Switch fee	You may make up to 12 free switches in each calendar year and after that you may be charged a fee.

### What if I change my mind?

You can change your mind and cancel the segregated fund policy, the initial pre-authorized chequing premium or any lump-sum premium you apply to the policy by telling us in writing within two business days of the earlier of the date you received confirmation of the transaction or five business days after it is mailed to you.

Your cancellation request has to be in writing, which can include email or letter. The amount returned will be the lesser of the amount of the premium being cancelled or the value of the applicable units acquired on the day we process your request. The amount returned only applies to the specific transaction and will include a refund of any sales charges or other fees you paid.

#### For more information

The *Fund Facts* may not contain all the information you need. Please read the contract and the information folder or you may contact us at:

The Canada Life Assurance Company  
 255 Dufferin Avenue  
 London, ON N6A 4K1

Web - [www.canadalife.com](http://www.canadalife.com)

Email - On our website, please go to the "Contact Us" section

Telephone - 1-888-252-1847

## International Equity

**Quick facts:** Date fund available: May 14, 2012  
 Date fund created: July 1, 1995  
 Managed by: JPMorgan Asset Management (Canada) Inc.

Total fund value: \$141,149,450  
 Portfolio turnover rate: 31.34%

Guarantee policy : Maturity / death benefit (%)	75 / 75			75 / 100			100 / 100		
	MER (%) <sup>1</sup>	NAV (\$) <sup>1</sup>	UOS <sup>1</sup>	MER (%) <sup>1</sup>	NAV (\$) <sup>1</sup>	UOS <sup>1</sup>	MER (%) <sup>1</sup>	NAV (\$) <sup>1</sup>	UOS <sup>1</sup>
Preferred series 2: FEL option <sup>1</sup>	--	29.09	49,338	--	29.09	50,560	--	29.09	39

The preferred series 2 does not have a MER as all fees and expenses are paid directly by you. See the section *Ongoing expenses* below for further details. The cost of owning this fund is set out in your fee agreement - see the *Fees and expenses* section of the information folder for more details and discuss with your financial security advisor.

<sup>1</sup> FEL - Front-end load  
 MER - Management expense ratio  
 NAV - Net asset value  
 UOS - Units outstanding

**Minimum investment**  
 •Non-registered, RRSP and TFSA policies: \$500 initial or pre-authorized chequing (PAC) of \$25  
 •RRIF policies: \$10,000 initial

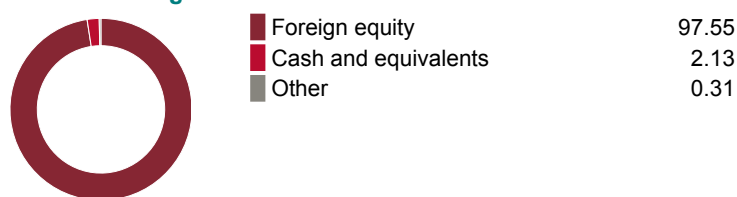
### What does the fund invest in?

This segregated fund invests primarily in stocks outside of Canada and the U.S.

#### Top 10 investments

	Assets %
ASML Holding N.V.	3.19
Shell PLC Ord Sh	3.03
Nestle S.A.Nom	2.69
BHP Group Ltd. Shs	2.51
Shin-Etsu Chemical Co. Ltd. Shs	2.31
Novo Nordisk AS	2.20
AstraZeneca PLC Shs	2.11
Allianz SE Namen -Akt Vinkuliert	1.97
Roche Holding AG Dividend Right Cert	1.92
LVMH Moet Hennessy Louis Vuitton S.E. Shs	1.91
<b>Total</b>	<b>23.85</b>
<b>Total investments:</b>	<b>74</b>

#### Investment segmentation



### Are there any guarantees?

This fund is being offered under an insurance contract. It comes with guarantees that may protect your investment if the markets go down. The insurance cost for the guarantee is included in the investment management fee. For details, please refer to the information folder and contract.

### Who is this fund for?

A person who is investing for the longer term, seeking the growth potential of foreign stocks and is comfortable with moderate risk. Since the fund invests in stocks its value is affected by stock prices, which can rise and fall in a short period of time.

### How has the fund performed?

This section tells you how the fund has performed over the past 10 years, prior to the deduction of fees for a policyowner who chose the 75/75 guarantee policy. This option does not deduct a MER but you pay fees that you agree to in your fee agreement directly. These fees reduce returns. See the *Ongoing expenses* section below for details.

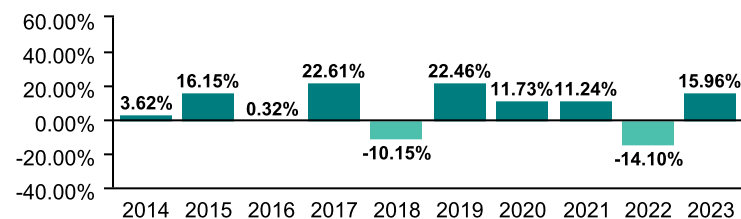
It's important to note that this doesn't tell you how the fund will perform in the future. Also, your actual return will depend on the guarantee policy you choose and your personal tax situation.

#### Average return

A person who invested \$1,000 in the fund on December 31, 2013 would have \$2,016.62 on December 31, 2023. This works out to an average of 7.27% a year.

#### Year-by-year returns (%)

This chart shows how the fund has performed in each of the past 10 years. In the past 10 years, the fund was up in value 8 years and down in value 2 years.



### How risky is it?

The risk rating for this fund is *Moderate*.



The value of your investments can go down. Please see the *Fund risks* section of the information folder for further details.

## International Equity

### How much does it cost?

The following table shows the fees and expenses you could pay to invest in or redeem units of the fund.

#### 1. Sales charges

Sales charge option	What you pay	How it works
Preferred series 2 FEL option	Up to 2% of the amount you invest.	<ul style="list-style-type: none"> <li>You and your financial security advisor determine the rate.</li> <li>The fee is deducted from the amount you invest. It is paid as a commission.</li> </ul>

#### 2. Ongoing expenses

Normally the MER includes the investment management fee, operating expenses and the cost for the guarantee. These fees are normally deducted from the fund. The preferred series 2 FEL option is only available if you pay fees by redeeming units from your policy. The preferred series 2 fee agreement shows the fees you pay. These fees reduce the return you get on your investment. The advisory and management service fee is negotiable and the fee ranges between 0.50% and 1.25%.

Available additional guarantee options are subject to the following fees. You have to pay for these as set out below. For details about how the guarantees work, please see the applicable section of your information folder and contract.

Guarantee policy	Death benefit guarantee reset option (%)	Maturity guarantee reset option (%)
<b>Maturity / death benefit (%)</b>	<b>Additional costs</b>	
75 / 75	n/a	n/a
75 / 100	0.21	n/a
100 / 100	0.21	0.27

#### Trailing commission

No trailing commission.

#### 3. Other fees

You may have to pay other fees when you redeem or switch units of the fund.

Fee	What you pay
Short-term trading fee	Up to 2% of the value of units you redeem or switch within 90 days of investing in the fund.
Switch fee	You may make up to 12 free switches in each calendar year and after that you may be charged a fee.

### What if I change my mind?

You can change your mind and cancel the segregated fund policy, the initial pre-authorized chequing premium or any lump-sum premium you apply to the policy by telling us in writing within two business days of the earlier of the date you received confirmation of the transaction or five business days after it is mailed to you.

Your cancellation request has to be in writing, which can include email or letter. The amount returned will be the lesser of the amount of the premium being cancelled or the value of the applicable units acquired on the day we process your request. The amount returned only applies to the specific transaction and will include a refund of any sales charges or other fees you paid.

#### For more information

The *Fund Facts* may not contain all the information you need. Please read the contract and the information folder or you may contact us at:

The Canada Life Assurance Company  
 255 Dufferin Avenue  
 London, ON N6A 4K1

Web - [www.canadalife.com](http://www.canadalife.com)

Email - On our website, please go to the "Contact Us" section

Telephone - 1-888-252-1847

## International Stock

**Quick facts:** Date fund available: May 14, 2012  
 Date fund created: November 5, 2001  
 Managed by: Mackenzie Investments

Total fund value: \$29,916,312  
 Portfolio turnover rate: 2.30%

Guarantee policy : Maturity / death benefit (%)	75 / 75			75 / 100			100 / 100		
	MER (%) <sup>1</sup>	NAV (\$) <sup>1</sup>	UOS <sup>1</sup>	MER (%) <sup>1</sup>	NAV (\$) <sup>1</sup>	UOS <sup>1</sup>	MER (%) <sup>1</sup>	NAV (\$) <sup>1</sup>	UOS <sup>1</sup>
Preferred series 2: FEL option <sup>1</sup>	--	24.99	8,015	--	24.99	30,895	--	--	--

The preferred series 2 does not have a MER as all fees and expenses are paid directly by you. See the section *Ongoing expenses* below for further details. The cost of owning this fund is set out in your fee agreement - see the *Fees and expenses* section of the information folder for more details and discuss with your financial security advisor.

<sup>1</sup> FEL - Front-end load  
 MER - Management expense ratio  
 NAV - Net asset value  
 UOS - Units outstanding

**Minimum investment**  
 •Non-registered, RRSP and TFSA policies: \$500 initial or pre-authorized chequing (PAC) of \$25  
 •RRIF policies: \$10,000 initial

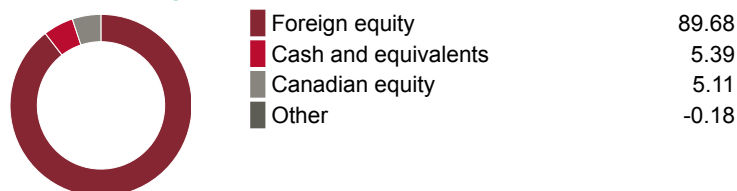
### What does the fund invest in?

This segregated fund invests primarily in stocks of companies outside of North America currently through the Mackenzie Ivy International Fund.

#### Top 10 investments (of the underlying fund)

	Assets %
Reckitt Benckiser Group PLC Shs	4.01
Halma PLC	3.95
Brookfield Corporation VtgCl A	3.93
Seven & i Holdings Co. Ltd. Shs	3.86
Admiral Group plc Shs	3.84
Compass Group PLC Ord Gbp0.1105	3.51
Nestle S.A.Nom	3.42
Terumo Corp. Shs	3.36
Amcor PLC Depository Receipt Cdi 1 1 Foreign Exempt Nyse	3.18
Roche Holding AG Dividend Right Cert	3.14
<b>Total</b>	<b>36.21</b>
<b>Total investments:</b>	<b>45</b>

#### Investment segmentation



### Are there any guarantees?

This fund is being offered under an insurance contract. It comes with guarantees that may protect your investment if the markets go down. The insurance cost for the guarantee is included in the investment management fee. For details, please refer to the information folder and contract.

### Who is this fund for?

A person who is investing for the longer term, seeking the growth potential of foreign stocks and is comfortable with moderate risk. Since the fund invests in stocks its value is affected by stock prices, which can rise and fall in a short period of time.

### How has the fund performed?

This section tells you how the fund has performed over the past 10 years, prior to the deduction of fees for a policyowner who chose the 75/75 guarantee policy. This option does not deduct a MER but you pay fees that you agree to in your fee agreement directly. These fees reduce returns. See the *Ongoing expenses* section below for details.

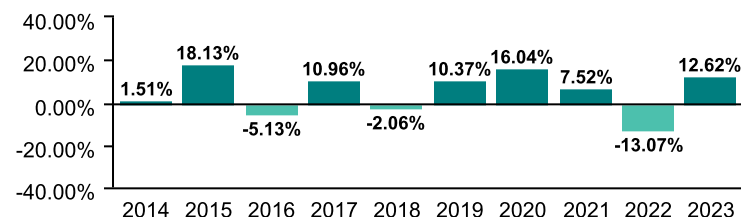
It's important to note that this doesn't tell you how the fund will perform in the future. Also, your actual return will depend on the guarantee policy you choose and your personal tax situation.

#### Average return

A person who invested \$1,000 in the fund on December 31, 2013 would have \$1,666.72 on December 31, 2023. This works out to an average of 5.24% a year.

#### Year-by-year returns (%)

This chart shows how the fund has performed in each of the past 10 years. In the past 10 years, the fund was up in value 7 years and down in value 3 years.



### How risky is it?

The risk rating for this fund is *Moderate*.



The value of your investments can go down. Please see the *Fund risks* section of the information folder for further details.

## International Stock

### How much does it cost?

The following table shows the fees and expenses you could pay to invest in or redeem units of the fund.

#### 1. Sales charges

Sales charge option	What you pay	How it works
Preferred series 2 FEL option	Up to 2% of the amount you invest.	<ul style="list-style-type: none"> <li>You and your financial security advisor determine the rate.</li> <li>The fee is deducted from the amount you invest. It is paid as a commission.</li> </ul>

#### 2. Ongoing expenses

Normally the MER includes the investment management fee, operating expenses and the cost for the guarantee. These fees are normally deducted from the fund. The preferred series 2 FEL option is only available if you pay fees by redeeming units from your policy. The preferred series 2 fee agreement shows the fees you pay. These fees reduce the return you get on your investment. The advisory and management service fee is negotiable and the fee ranges between 0.50% and 1.25%.

Available additional guarantee options are subject to the following fees. You have to pay for these as set out below. For details about how the guarantees work, please see the applicable section of your information folder and contract.

Guarantee policy	Death benefit guarantee reset option (%)	Maturity guarantee reset option (%)
<b>Maturity / death benefit (%)</b>	<b>Additional costs</b>	
75 / 75	n/a	n/a
75 / 100	0.21	n/a
100 / 100	0.21	0.27

#### Trailing commission

No trailing commission.

#### 3. Other fees

You may have to pay other fees when you redeem or switch units of the fund.

Fee	What you pay
Short-term trading fee	Up to 2% of the value of units you redeem or switch within 90 days of investing in the fund.
Switch fee	You may make up to 12 free switches in each calendar year and after that you may be charged a fee.

### What if I change my mind?

You can change your mind and cancel the segregated fund policy, the initial pre-authorized chequing premium or any lump-sum premium you apply to the policy by telling us in writing within two business days of the earlier of the date you received confirmation of the transaction or five business days after it is mailed to you.

Your cancellation request has to be in writing, which can include email or letter. The amount returned will be the lesser of the amount of the premium being cancelled or the value of the applicable units acquired on the day we process your request. The amount returned only applies to the specific transaction and will include a refund of any sales charges or other fees you paid.

#### For more information

The *Fund Facts* may not contain all the information you need. Please read the contract and the information folder or you may contact us at:

The Canada Life Assurance Company  
 255 Dufferin Avenue  
 London, ON N6A 4K1

Web - [www.canadalife.com](http://www.canadalife.com)

Email - On our website, please go to the "Contact Us" section

Telephone - 1-888-252-1847

# Global Infrastructure

**Quick facts:** Date fund available: May 14, 2012  
 Date fund created: October 5, 2009  
 Managed by: Mackenzie Investments

Total fund value: \$524,802,128  
 Portfolio turnover rate: 86.00%

Guarantee policy : Maturity / death benefit (%)	75 / 75			75 / 100			100 / 100		
	MER (%) <sup>1</sup>	NAV (\$) <sup>1</sup>	UOS <sup>1</sup>	MER (%) <sup>1</sup>	NAV (\$) <sup>1</sup>	UOS <sup>1</sup>	MER (%) <sup>1</sup>	NAV (\$) <sup>1</sup>	UOS <sup>1</sup>
Preferred series 2: FEL option <sup>1</sup>	--	26.52	32,851	--	26.52	51,709	--	26.52	39,377

The preferred series 2 does not have a MER as all fees and expenses are paid directly by you. See the section *Ongoing expenses* below for further details. The cost of owning this fund is set out in your fee agreement - see the *Fees and expenses* section of the information folder for more details and discuss with your financial security advisor.

<sup>1</sup> FEL - Front-end load  
 MER - Management expense ratio  
 NAV - Net asset value  
 UOS - Units outstanding

**Minimum investment**  
 •Non-registered, RRSP and TFSA policies: \$500 initial or pre-authorized chequing (PAC) of \$25  
 •RRIF policies: \$10,000 initial

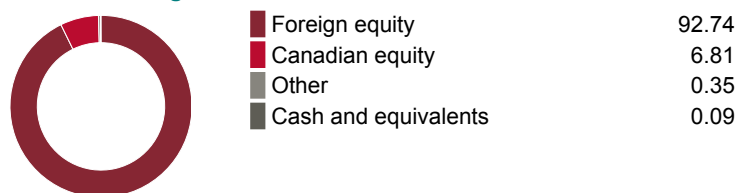
## What does the fund invest in?

This segregated fund invests primarily in companies throughout the world that are involved in, or that indirectly benefit from, infrastructure-related operations.

### Top 10 investments

	Assets %
Aena S.M.E., S.A. Aena S M E S A Ant Aena S A Acciones	5.92
Iberdrola S.A. Shs	3.76
Enel SpA Shs	3.66
NextEra Energy Inc.	3.36
Transurban Group Stapled Security	3.26
Cheniere Energy Inc. Com New	3.16
Enbridge Inc.	3.04
Getlink Ord Regroup	2.39
Grupo Aeroportuario del Pacifico S.A.B. de C.V. Repstg 10 Ser B Shs	2.09
NiSource Inc.	2.01
<b>Total</b>	<b>32.65</b>
<b>Total investments:</b>	<b>156</b>

### Investment segmentation



## Are there any guarantees?

This fund is being offered under an insurance contract. It comes with guarantees that may protect your investment if the markets go down. The insurance cost for the guarantee is included in the investment management fee. For details, please refer to the information folder and contract.

## Who is this fund for?

A person who is investing for the longer term, seeking the growth potential of global companies involved in infrastructure-related operations, and is comfortable with moderate risk. Since the fund invests in stocks its value is affected by stock prices, which can rise and fall in a short period of time.

## How has the fund performed?

This section tells you how the fund has performed over the past 10 years, prior to the deduction of fees for a policyowner who chose the 75/75 guarantee policy. This option does not deduct a MER but you pay fees that you agree to in your fee agreement directly. These fees reduce returns. See the *Ongoing expenses* section below for details.

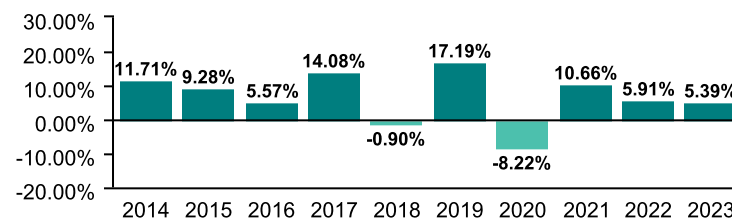
It's important to note that this doesn't tell you how the fund will perform in the future. Also, your actual return will depend on the guarantee policy you choose and your personal tax situation.

### Average return

A person who invested \$1,000 in the fund on December 31, 2013 would have \$1,935.68 on December 31, 2023. This works out to an average of 6.83% a year.

### Year-by-year returns (%)

This chart shows how the fund has performed in each of the past 10 years. In the past 10 years, the fund was up in value 8 years and down in value 2 years.



## How risky is it?

The risk rating for this fund is *Moderate*.



The value of your investments can go down. Please see the *Fund risks* section of the information folder for further details.

## Global Infrastructure

### How much does it cost?

The following table shows the fees and expenses you could pay to invest in or redeem units of the fund.

#### 1. Sales charges

Sales charge option	What you pay	How it works
Preferred series 2 FEL option	Up to 2% of the amount you invest.	<ul style="list-style-type: none"> <li>You and your financial security advisor determine the rate.</li> <li>The fee is deducted from the amount you invest. It is paid as a commission.</li> </ul>

#### 2. Ongoing expenses

Normally the MER includes the investment management fee, operating expenses and the cost for the guarantee. These fees are normally deducted from the fund. The preferred series 2 FEL option is only available if you pay fees by redeeming units from your policy. The preferred series 2 fee agreement shows the fees you pay. These fees reduce the return you get on your investment. The advisory and management service fee is negotiable and the fee ranges between 0.50% and 1.25%.

Available additional guarantee options are subject to the following fees. You have to pay for these as set out below. For details about how the guarantees work, please see the applicable section of your information folder and contract.

Guarantee policy	Death benefit guarantee reset option (%)	Maturity guarantee reset option (%)
<b>Maturity / death benefit (%)</b>	<b>Additional costs</b>	
75 / 75	n/a	n/a
75 / 100	0.21	n/a
100 / 100	0.21	0.27

#### Trailing commission

No trailing commission.

#### 3. Other fees

You may have to pay other fees when you redeem or switch units of the fund.

Fee	What you pay
Short-term trading fee	Up to 2% of the value of units you redeem or switch within 90 days of investing in the fund.
Switch fee	You may make up to 12 free switches in each calendar year and after that you may be charged a fee.

### What if I change my mind?

You can change your mind and cancel the segregated fund policy, the initial pre-authorized chequing premium or any lump-sum premium you apply to the policy by telling us in writing within two business days of the earlier of the date you received confirmation of the transaction or five business days after it is mailed to you.

Your cancellation request has to be in writing, which can include email or letter. The amount returned will be the lesser of the amount of the premium being cancelled or the value of the applicable units acquired on the day we process your request. The amount returned only applies to the specific transaction and will include a refund of any sales charges or other fees you paid.

#### For more information

The *Fund Facts* may not contain all the information you need. Please read the contract and the information folder or you may contact us at:

The Canada Life Assurance Company  
 255 Dufferin Avenue  
 London, ON N6A 4K1

Web - [www.canadalife.com](http://www.canadalife.com)

Email - On our website, please go to the "Contact Us" section

Telephone - 1-888-252-1847



## European Equity

**Quick facts:** Date fund available: May 14, 2012  
 Date fund created: July 27, 1998  
 Managed by: Setanta Asset Management Limited

Total fund value: \$29,738,845  
 Portfolio turnover rate: 9.82%

Guarantee policy : Maturity / death benefit (%)	75 / 75			75 / 100			100 / 100		
	MER (%) <sup>1</sup>	NAV (\$) <sup>1</sup>	UOS <sup>1</sup>	MER (%) <sup>1</sup>	NAV (\$) <sup>1</sup>	UOS <sup>1</sup>	MER (%) <sup>1</sup>	NAV (\$) <sup>1</sup>	UOS <sup>1</sup>
Preferred series 2: FEL option <sup>1</sup>	--	27.83	19,185	--	27.83	14,444	--	--	--

The preferred series 2 does not have a MER as all fees and expenses are paid directly by you. See the section *Ongoing expenses* below for further details. The cost of owning this fund is set out in your fee agreement - see the *Fees and expenses* section of the information folder for more details and discuss with your financial security advisor.

<sup>1</sup> FEL - Front-end load  
 MER - Management expense ratio  
 NAV - Net asset value  
 UOS - Units outstanding

**Minimum investment**  
 •Non-registered, RRSP and TFSA policies: \$500 initial or pre-authorized chequing (PAC) of \$25  
 •RRIF policies: \$10,000 initial

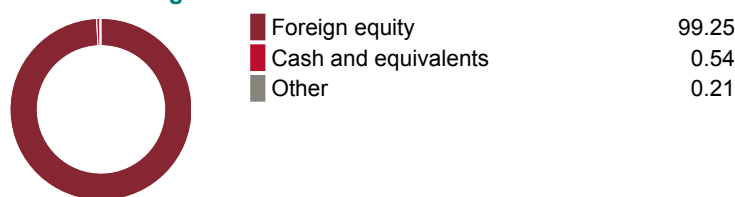
### What does the fund invest in?

This segregated fund invests primarily in companies located or active in Europe.

#### Top 10 investments

	Assets %
CRH PLC Shs	6.88
DCC plc Shs	6.69
Booking Holdings Inc.	5.63
Novartis AG Namen -Akt	5.55
Sanofi Shs	4.82
GEA Group Aktiengesellschaft Shs	4.46
Diageo PLC Shs	4.18
GSK PLC Ord Gbp0.3125	3.89
Ferguson PLC Ord Gbp0.10	3.77
EssilorLuxottica Shs	3.67
<b>Total</b>	<b>49.54</b>
<b>Total investments:</b>	<b>29</b>

#### Investment segmentation



### Are there any guarantees?

This fund is being offered under an insurance contract. It comes with guarantees that may protect your investment if the markets go down. The insurance cost for the guarantee is included in the investment management fee. For details, please refer to the information folder and contract.

### Who is this fund for?

A person who is investing for the longer term, seeking the growth potential of European companies, and is comfortable with moderate risk. Since the fund invests in stocks its value is affected by stock prices, which can rise and fall in a short period of time.

### How has the fund performed?

This section tells you how the fund has performed over the past 10 years, prior to the deduction of fees for a policyowner who chose the 75/75 guarantee policy. This option does not deduct a MER but you pay fees that you agree to in your fee agreement directly. These fees reduce returns. See the *Ongoing expenses* section below for details.

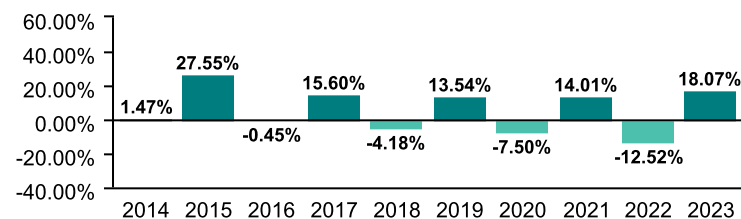
It's important to note that this doesn't tell you how the fund will perform in the future. Also, your actual return will depend on the guarantee policy you choose and your personal tax situation.

#### Average return

A person who invested \$1,000 in the fund on December 31, 2013 would have \$1,765.16 on December 31, 2023. This works out to an average of 5.85% a year.

#### Year-by-year returns (%)

This chart shows how the fund has performed in each of the past 10 years. In the past 10 years, the fund was up in value 6 years and down in value 4 years.



### How risky is it?

The risk rating for this fund is *Moderate*.



The value of your investments can go down. Please see the *Fund risks* section of the information folder for further details.

## European Equity

### How much does it cost?

The following table shows the fees and expenses you could pay to invest in or redeem units of the fund.

#### 1. Sales charges

Sales charge option	What you pay	How it works
Preferred series 2 FEL option	Up to 2% of the amount you invest.	<ul style="list-style-type: none"> <li>You and your financial security advisor determine the rate.</li> <li>The fee is deducted from the amount you invest. It is paid as a commission.</li> </ul>

#### 2. Ongoing expenses

Normally the MER includes the investment management fee, operating expenses and the cost for the guarantee. These fees are normally deducted from the fund. The preferred series 2 FEL option is only available if you pay fees by redeeming units from your policy. The preferred series 2 fee agreement shows the fees you pay. These fees reduce the return you get on your investment. The advisory and management service fee is negotiable and the fee ranges between 0.50% and 1.25%.

Available additional guarantee options are subject to the following fees. You have to pay for these as set out below. For details about how the guarantees work, please see the applicable section of your information folder and contract.

Guarantee policy	Death benefit guarantee reset option (%)	Maturity guarantee reset option (%)
<b>Maturity / death benefit (%)</b>	<b>Additional costs</b>	
75 / 75	n/a	n/a
75 / 100	0.21	n/a
100 / 100	0.21	0.27

#### Trailing commission

No trailing commission.

#### 3. Other fees

You may have to pay other fees when you redeem or switch units of the fund.

Fee	What you pay
Short-term trading fee	Up to 2% of the value of units you redeem or switch within 90 days of investing in the fund.
Switch fee	You may make up to 12 free switches in each calendar year and after that you may be charged a fee.

### What if I change my mind?

You can change your mind and cancel the segregated fund policy, the initial pre-authorized chequing premium or any lump-sum premium you apply to the policy by telling us in writing within two business days of the earlier of the date you received confirmation of the transaction or five business days after it is mailed to you.

Your cancellation request has to be in writing, which can include email or letter. The amount returned will be the lesser of the amount of the premium being cancelled or the value of the applicable units acquired on the day we process your request. The amount returned only applies to the specific transaction and will include a refund of any sales charges or other fees you paid.

#### For more information

The *Fund Facts* may not contain all the information you need. Please read the contract and the information folder or you may contact us at:

The Canada Life Assurance Company  
 255 Dufferin Avenue  
 London, ON N6A 4K1

Web - [www.canadalife.com](http://www.canadalife.com)

Email - On our website, please go to the "Contact Us" section

Telephone - 1-888-252-1847

# Far East Equity

**Quick facts:** Date fund available: May 14, 2012  
 Date fund created: July 27, 1998  
 Managed by: Canada Life Asset Management

Total fund value: \$47,284,735  
 Portfolio turnover rate: 13.61%

Guarantee policy : Maturity / death benefit (%)	75 / 75			75 / 100			100 / 100		
	MER (%) <sup>1</sup>	NAV (\$) <sup>1</sup>	UOS <sup>1</sup>	MER (%) <sup>1</sup>	NAV (\$) <sup>1</sup>	UOS <sup>1</sup>	MER (%) <sup>1</sup>	NAV (\$) <sup>1</sup>	UOS <sup>1</sup>
Preferred series 2: FEL option <sup>1</sup>	--	22.60	27,094	--	22.60	21,021	--	--	--

The preferred series 2 does not have a MER as all fees and expenses are paid directly by you. See the section *Ongoing expenses* below for further details. The cost of owning this fund is set out in your fee agreement - see the *Fees and expenses* section of the information folder for more details and discuss with your financial security advisor.

<sup>1</sup> FEL - Front-end load  
 MER - Management expense ratio  
 NAV - Net asset value  
 UOS - Units outstanding

**Minimum investment**  
 •Non-registered, RRSP and TFSA policies: \$500 initial or pre-authorized chequing (PAC) of \$25  
 •RRIF policies: \$10,000 initial

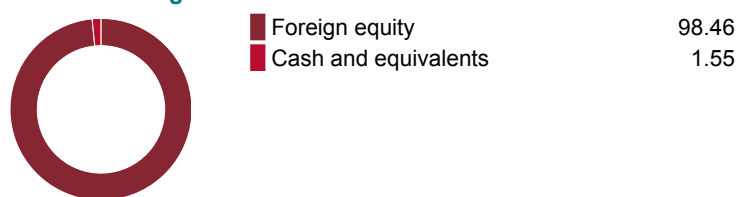
## What does the fund invest in?

This segregated fund invests primarily in companies located or active in Asia or the Pacific Rim.

### Top 10 investments

	Assets %
Taiwan Semiconductor Manufacturing Co. Ltd. Shs	8.56
AMUNDI MSCI India UCITS ETF	6.94
Samsung Electronics Co. Ltd. Samsungelectronics	5.93
Tencent Holdings Ltd.Par New Hkd 0.00002	3.43
Alibaba Group Holding Ltd.New	3.24
AIA Group Ltd. Shs	3.12
BHP Group Ltd. Shs	2.77
iShares Core CSI 300 ETF	2.47
Commonwealth Bank of Australia Shs	1.82
PDD Holdings Inc. Sponsored Ads	1.56
<b>Total</b>	<b>39.84</b>
<b>Total investments:</b>	<b>229</b>

### Investment segmentation



## Are there any guarantees?

This fund is being offered under an insurance contract. It comes with guarantees that may protect your investment if the markets go down. The insurance cost for the guarantee is included in the investment management fee. For details, please refer to the information folder and contract.

## Who is this fund for?

A person who is investing for the longer term, seeking the growth potential of Asian and Pacific Rim companies, and is comfortable with moderate to high risk. Since the fund invests in stocks its value is affected by stock prices, which can rise and fall in a short period of time.

## Notes

Effective October 2023, this fund's risk rating has changed from "High" to "Moderate to high". In October 2015 Canada Life Asset Management Limited assumed portfolio management responsibilities from AGF Investments Inc. The performance before that date was achieved under the previous investment manager. No other changes were made to the segregated fund.

## How has the fund performed?

This section tells you how the fund has performed over the past 10 years, prior to the deduction of fees for a policyowner who chose the 75/75 guarantee policy. This option does not deduct a MER but you pay fees that you agree to in your fee agreement directly. These fees reduce returns. See the *Ongoing expenses* section below for details.

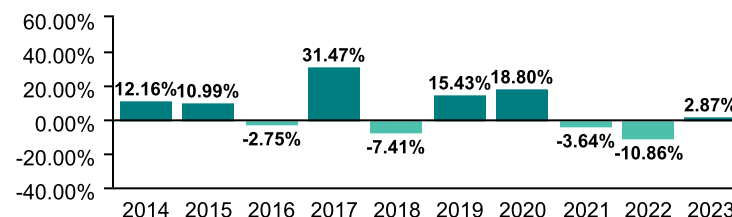
It's important to note that this doesn't tell you how the fund will perform in the future. Also, your actual return will depend on the guarantee policy you choose and your personal tax situation.

### Average return

A person who invested \$1,000 in the fund on December 31, 2013 would have \$1,785.44 on December 31, 2023. This works out to an average of 5.97% a year.

### Year-by-year returns (%)

This chart shows how the fund has performed in each of the past 10 years. In the past 10 years, the fund was up in value 6 years and down in value 4 years.



## How risky is it?

The risk rating for this fund is *Moderate to high*.



The value of your investments can go down. Please see the *Fund risks* section of the information folder for further details.

## Far East Equity

### How much does it cost?

The following table shows the fees and expenses you could pay to invest in or redeem units of the fund.

#### 1. Sales charges

Sales charge option	What you pay	How it works
Preferred series 2 FEL option	Up to 2% of the amount you invest.	<ul style="list-style-type: none"> <li>You and your financial security advisor determine the rate.</li> <li>The fee is deducted from the amount you invest. It is paid as a commission.</li> </ul>

#### 2. Ongoing expenses

Normally the MER includes the investment management fee, operating expenses and the cost for the guarantee. These fees are normally deducted from the fund. The preferred series 2 FEL option is only available if you pay fees by redeeming units from your policy. The preferred series 2 fee agreement shows the fees you pay. These fees reduce the return you get on your investment. The advisory and management service fee is negotiable and the fee ranges between 0.50% and 1.25%.

Available additional guarantee options are subject to the following fees. You have to pay for these as set out below. For details about how the guarantees work, please see the applicable section of your information folder and contract.

Guarantee policy	Death benefit guarantee reset option (%)	Maturity guarantee reset option (%)
<b>Maturity / death benefit (%)</b>	<b>Additional costs</b>	
75 / 75	n/a	n/a
75 / 100	0.21	n/a
100 / 100	0.21	0.27

#### Trailing commission

No trailing commission.

#### 3. Other fees

You may have to pay other fees when you redeem or switch units of the fund.

Fee	What you pay
Short-term trading fee	Up to 2% of the value of units you redeem or switch within 90 days of investing in the fund.
Switch fee	You may make up to 12 free switches in each calendar year and after that you may be charged a fee.

### What if I change my mind?

You can change your mind and cancel the segregated fund policy, the initial pre-authorized chequing premium or any lump-sum premium you apply to the policy by telling us in writing within two business days of the earlier of the date you received confirmation of the transaction or five business days after it is mailed to you.

Your cancellation request has to be in writing, which can include email or letter. The amount returned will be the lesser of the amount of the premium being cancelled or the value of the applicable units acquired on the day we process your request. The amount returned only applies to the specific transaction and will include a refund of any sales charges or other fees you paid.

#### For more information

The *Fund Facts* may not contain all the information you need. Please read the contract and the information folder or you may contact us at:

The Canada Life Assurance Company  
 255 Dufferin Avenue  
 London, ON N6A 4K1

Web - [www.canadalife.com](http://www.canadalife.com)

Email - On our website, please go to the "Contact Us" section

Telephone - 1-888-252-1847

## Emerging Markets

**Quick facts:** Date fund available: September 4, 2018  
 Date fund created: September 4, 2018  
 Managed by: Putnam Investments Canada ULC

Total fund value: \$908,867,092  
 Portfolio turnover rate: 58.03%

Guarantee policy : Maturity / death benefit (%)	75 / 75			75 / 100			100 / 100		
	MER (%) <sup>1</sup>	NAV (\$) <sup>1</sup>	UOS <sup>1</sup>	MER (%) <sup>1</sup>	NAV (\$) <sup>1</sup>	UOS <sup>1</sup>	MER (%) <sup>1</sup>	NAV (\$) <sup>1</sup>	UOS <sup>1</sup>
Preferred series 2: FEL option <sup>1</sup>	--	12.65	1,323	--	12.65	9,698	--	--	--

The preferred series 2 does not have a MER as all fees and expenses are paid directly by you. See the section *Ongoing expenses* below for further details. The cost of owning this fund is set out in your fee agreement - see the *Fees and expenses* section of the information folder for more details and discuss with your financial security advisor.

<sup>1</sup> FEL - Front-end load  
 MER - Management expense ratio  
 NAV - Net asset value  
 UOS - Units outstanding

**Minimum investment**  
 •Non-registered, RRSP and TFSA policies: \$500 initial or pre-authorized chequing (PAC) of \$25  
 •RRIF policies: \$10,000 initial

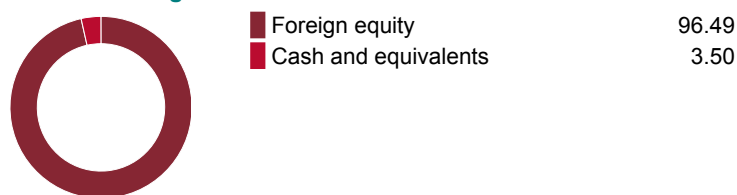
### What does the fund invest in?

This segregated fund invests primarily in equities of companies operating in emerging markets around the world.

#### Top 10 investments

	Assets %
Taiwan Semiconductor Manufacturing Co. Ltd. Shs	10.26
Samsung Electronics Co. Ltd. Samsungelectronics	5.76
ICICI Bank Ltd.	5.46
Tencent Holdings Ltd.Par New Hkd 0.00002	5.31
Grupo Financiero Banorte, S.A.B. de C.V.-O -	2.90
SK Hynix Inc. Shs	2.82
United States Treasury 01-02-2024	2.77
Bank of China Ltd.-H -	1.84
MakeMyTrip Limited Shs	1.80
Alibaba Group Holding Ltd.New	1.76
<b>Total</b>	<b>40.67</b>
<b>Total investments:</b>	<b>3050</b>

#### Investment segmentation



### Are there any guarantees?

This fund is being offered under an insurance contract. It comes with guarantees that may protect your investment if the markets go down. The insurance cost for the guarantee is included in the investment management fee. For details, please refer to the information folder and contract.

### Who is this fund for?

A person who is investing for the longer term, seeking the growth potential of companies in the emerging markets and is comfortable with moderate to high risk. Since the fund invests in stocks its value is affected by stock prices, which can rise and fall in a short period of time.

### Notes

Effective October 2023, this fund's risk rating has changed from "High" to "Moderate to high". No other changes were made to the segregated fund.

### How has the fund performed?

This section tells you how the fund has performed over the past 5 years, prior to the deduction of fees for a policyowner who chose the 75/75 guarantee policy. This option does not deduct a MER but you pay fees that you agree to in your fee agreement directly. These fees reduce returns. See the *Ongoing expenses* section below for details.

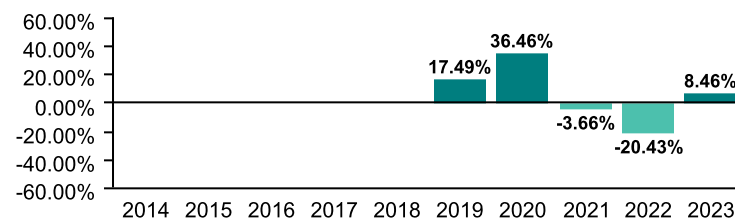
It's important to note that this doesn't tell you how the fund will perform in the future. Also, your actual return will depend on the guarantee policy you choose and your personal tax situation.

#### Average return

A person who invested \$1,000 in the fund on September 4, 2018 would have \$1,264.97 on December 31, 2023. This works out to an average of 4.52% a year.

#### Year-by-year returns (%)

This chart shows how the fund has performed in each of the past 5 years. In the past 5 years, the fund was up in value 3 years and down in value 2 years.



### How risky is it?

The risk rating for this fund is *Moderate to high*.



The value of your investments can go down. Please see the *Fund risks* section of the information folder for further details.

## Emerging Markets

### How much does it cost?

The following table shows the fees and expenses you could pay to invest in or redeem units of the fund.

#### 1. Sales charges

Sales charge option	What you pay	How it works
Preferred series 2 FEL option	Up to 2% of the amount you invest.	<ul style="list-style-type: none"> <li>You and your financial security advisor determine the rate.</li> <li>The fee is deducted from the amount you invest. It is paid as a commission.</li> </ul>

#### 2. Ongoing expenses

Normally the MER includes the investment management fee, operating expenses and the cost for the guarantee. These fees are normally deducted from the fund. The preferred series 2 FEL option is only available if you pay fees by redeeming units from your policy. The preferred series 2 fee agreement shows the fees you pay. These fees reduce the return you get on your investment. The advisory and management service fee is negotiable and the fee ranges between 0.50% and 1.25%.

Available additional guarantee options are subject to the following fees. You have to pay for these as set out below. For details about how the guarantees work, please see the applicable section of your information folder and contract.

Guarantee policy	Death benefit guarantee reset option (%)	Maturity guarantee reset option (%)
<b>Maturity / death benefit (%)</b>	<b>Additional costs</b>	
75 / 75	n/a	n/a
75 / 100	0.21	n/a
100 / 100	0.21	0.27

#### Trailing commission

No trailing commission.

#### 3. Other fees

You may have to pay other fees when you redeem or switch units of the fund.

Fee	What you pay
Short-term trading fee	Up to 2% of the value of units you redeem or switch within 90 days of investing in the fund.
Switch fee	You may make up to 12 free switches in each calendar year and after that you may be charged a fee.

### What if I change my mind?

You can change your mind and cancel the segregated fund policy, the initial pre-authorized chequing premium or any lump-sum premium you apply to the policy by telling us in writing within two business days of the earlier of the date you received confirmation of the transaction or five business days after it is mailed to you.

Your cancellation request has to be in writing, which can include email or letter. The amount returned will be the lesser of the amount of the premium being cancelled or the value of the applicable units acquired on the day we process your request. The amount returned only applies to the specific transaction and will include a refund of any sales charges or other fees you paid.

#### For more information

The *Fund Facts* may not contain all the information you need. Please read the contract and the information folder or you may contact us at:

The Canada Life Assurance Company  
 255 Dufferin Avenue  
 London, ON N6A 4K1

Web - [www.canadalife.com](http://www.canadalife.com)

Email - On our website, please go to the "Contact Us" section

Telephone - 1-888-252-1847

## Global Resources

**Quick facts:** Date fund available: May 14, 2012  
 Date fund created: July 27, 1998  
 Managed by: Mackenzie Investments

Total fund value: \$271,947,303  
 Portfolio turnover rate: 2.53%

Guarantee policy : Maturity / death benefit (%)	75 / 75			75 / 100			100 / 100		
	MER (%) <sup>1</sup>	NAV (\$) <sup>1</sup>	UOS <sup>1</sup>	MER (%) <sup>1</sup>	NAV (\$) <sup>1</sup>	UOS <sup>1</sup>	MER (%) <sup>1</sup>	NAV (\$) <sup>1</sup>	UOS <sup>1</sup>
Preferred series 2: FEL option <sup>1</sup>	--	19.51	34,989	--	19.51	54,687	--	19.51	4,812

The preferred series 2 does not have a MER as all fees and expenses are paid directly by you. See the section *Ongoing expenses* below for further details. The cost of owning this fund is set out in your fee agreement - see the *Fees and expenses* section of the information folder for more details and discuss with your financial security advisor.

<sup>1</sup> FEL - Front-end load  
 MER - Management expense ratio  
 NAV - Net asset value  
 UOS - Units outstanding

**Minimum investment**

•Non-registered, RRSP and TFSA policies: \$500 initial or pre-authorized chequing (PAC) of \$25  
 •RRIF policies: \$10,000 initial

### What does the fund invest in?

This segregated fund invests in global companies engaged in the energy and natural resource industries currently through the Canada Life Global Resources mutual fund.

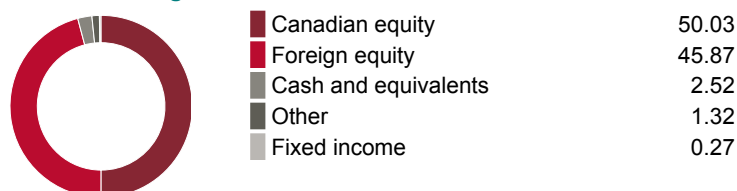
#### Top 10 investments (of the underlying fund)

	Assets %
Shell PLC Repstg Ord Sh	4.71
TotalEnergies SE	4.24
Advantage Energy Ltd.	3.48
Tourmaline Oil Corp.	3.46
ARC Resources Ltd.	2.83
Interfor Corporation	2.65
Vale S.A. ADR Adr	2.47
Petroleo Brasileiro S.A. - Petrobras	2.46
BP PLC	2.43
Stelco Holdings Inc.	2.36
<b>Total</b>	<b>31.09</b>

**Total investments:**

**161**

#### Investment segmentation



### Are there any guarantees?

This fund is being offered under an insurance contract. It comes with guarantees that may protect your investment if the markets go down. The insurance cost for the guarantee is included in the investment management fee. For details, please refer to the information folder and contract.

### Who is this fund for?

A person who is investing for the longer term, seeking the growth potential of companies operating in the natural resource industries and is comfortable with higher risk due to investing solely in this one economic sector.

### How has the fund performed?

This section tells you how the fund has performed over the past 10 years, prior to the deduction of fees for a policyowner who chose the 75/75 guarantee policy. This option does not deduct a MER but you pay fees that you agree to in your fee agreement directly. These fees reduce returns. See the *Ongoing expenses* section below for details.

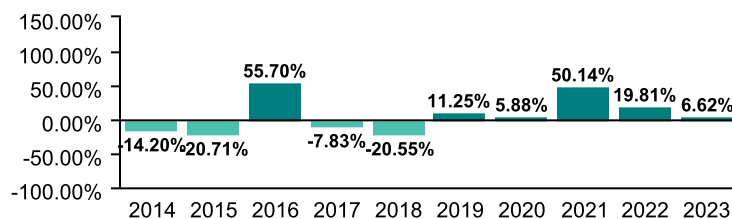
It's important to note that this doesn't tell you how the fund will perform in the future. Also, your actual return will depend on the guarantee policy you choose and your personal tax situation.

#### Average return

A person who invested \$1,000 in the fund on December 31, 2013 would have \$1,752.19 on December 31, 2023. This works out to an average of 5.77% a year.

#### Year-by-year returns (%)

This chart shows how the fund has performed in each of the past 10 years. In the past 10 years, the fund was up in value 6 years and down in value 4 years.



### How risky is it?

The risk rating for this fund is *High*.



The value of your investments can go down. Please see the *Fund risks* section of the information folder for further details.

## Global Resources

### How much does it cost?

The following table shows the fees and expenses you could pay to invest in or redeem units of the fund.

#### 1. Sales charges

Sales charge option	What you pay	How it works
Preferred series 2 FEL option	Up to 2% of the amount you invest.	<ul style="list-style-type: none"> <li>You and your financial security advisor determine the rate.</li> <li>The fee is deducted from the amount you invest. It is paid as a commission.</li> </ul>

#### 2. Ongoing expenses

Normally the MER includes the investment management fee, operating expenses and the cost for the guarantee. These fees are normally deducted from the fund. The preferred series 2 FEL option is only available if you pay fees by redeeming units from your policy. The preferred series 2 fee agreement shows the fees you pay. These fees reduce the return you get on your investment. The advisory and management service fee is negotiable and the fee ranges between 0.50% and 1.25%.

Available additional guarantee options are subject to the following fees. You have to pay for these as set out below. For details about how the guarantees work, please see the applicable section of your information folder and contract.

Guarantee policy	Death benefit guarantee reset option (%)	Maturity guarantee reset option (%)
<b>Maturity / death benefit (%)</b>	<b>Additional costs</b>	
75 / 75	n/a	n/a
75 / 100	0.21	n/a
100 / 100	0.21	0.27

#### Trailing commission

No trailing commission.

#### 3. Other fees

You may have to pay other fees when you redeem or switch units of the fund.

Fee	What you pay
Short-term trading fee	Up to 2% of the value of units you redeem or switch within 90 days of investing in the fund.
Switch fee	You may make up to 12 free switches in each calendar year and after that you may be charged a fee.

### What if I change my mind?

You can change your mind and cancel the segregated fund policy, the initial pre-authorized chequing premium or any lump-sum premium you apply to the policy by telling us in writing within two business days of the earlier of the date you received confirmation of the transaction or five business days after it is mailed to you.

Your cancellation request has to be in writing, which can include email or letter. The amount returned will be the lesser of the amount of the premium being cancelled or the value of the applicable units acquired on the day we process your request. The amount returned only applies to the specific transaction and will include a refund of any sales charges or other fees you paid.

#### For more information

The *Fund Facts* may not contain all the information you need. Please read the contract and the information folder or you may contact us at:

The Canada Life Assurance Company  
 255 Dufferin Avenue  
 London, ON N6A 4K1

Web - [www.canadalife.com](http://www.canadalife.com)

Email - On our website, please go to the "Contact Us" section

Telephone - 1-888-252-1847





Visit [canadalife.com](https://www.canadalife.com)

Toll-free phone: 1-888-252-1847

Canada Life and design are trademarks of The Canada Life Assurance Company.

70-0627 – 05/24